

**TEACHING SPEAKING BY USING TALKING-BOX AS A MEDIA
TO FIRST GRADE JUNIOR HIGH SCHOOL STUDENTS**

PAPER

*Submitted as a Partial Fulfillment of the Requirements to Obtain
Strata One (S1) degree*



By:

**Rafidawati
10049/2008**

Advisor:

Rima Andriani Sari, S.Pd, M.Hum

**ENGLISH DEPARTMENT
FACULTY OF LANGUAGES AND ART
STATE UNIVERSITY OF PADANG
2011**


HALAMAN PERSETUJUAN MAKALAH

Judul : Teaching Speaking by Using Talking Box as a Media to
First Grade Junior High School Students
Nama : Rafidawati
NIM/BP : 10049/2008
Program Studi : Pendidikan Bahasa Inggris
Jurusan : Bahasa dan Sastra Inggris
Fakultas : Bahasa dan Seni

Padang, Januari 2011

Disetujui oleh:

Ketua Jurusan,



Dr. Kusni, M.Pd.
NIP. 19620909 198803 1 004

Dosen Pembimbing,



Rima Andriani Sari, S.Pd, M.Hum
NIP. 19760529 200501 2 003

HALAMAN PENGESAHAN LULUS UJIAN MAKALAH

**Dinyatakan Lulus Setelah Dipertahankan di Depan Tim Penguji Makalah
Jurusan Bahasa dan Sastra Inggris Fakultas Bahasa dan Seni
Universitas Negeri Padang**

**TEACHING SPEAKING BY USING TALKING BOX AS A MEDIA TO
FIRST GRADE JUNIOR HIGH SCHOOL STUDENTS**

Nama	: Rafidawati
NIM/BP	: 10049/2008
Program Studi	: Pendidikan Bahasa Inggris
Jurusan	: Bahasa dan Sastra Inggris
Fakultas	: Bahasa dan Seni


Padang, Januari 2011

Tim Penguji


Nama

Tanda Tangan


1. Ketua : Rima Andriani Sari, S.Pd, M.Hum

()

2. Anggota : Havid Ardi, S.Pd, M.Hum

()

3. Anggota : Leni Marlina, S.S

()

ABSTRAK

Rafidawati. 2011. *Teaching Speaking by Using Talking-Box as a Media to First Grade Junior High School Students. Makalah.* Padang: Universitas Negeri Padang. Jurusan Bahasa dan Sastra Inggris.

Dalam mempelajari bahasa Inggris ada empat skill yang harus dikuasai oleh siswa, salah satunya adalah keterampilan berbicara atau *speaking*. Dari pengalaman penulis, sebagai seorang guru Bahasa Inggris selama 20 tahun, kebanyakan murid masih bermasalah dalam berbicara dengan menggunakan Bahasa Inggris. Hal ini berkemungkinan disebabkan oleh beberapa faktor; antara lain merasa takut membuat kesalahan dan media yang digunakan dalam mengajar *speaking* yang digunakan guru tidak menarik dan belum memadai. Berdasarkan masalah ini, makalah ini membahas tentang salah satu media yang efektif dan menarik dalam mengajarkan keterampilan berbicara pada anak yaitu *Talking-Box*.

Talking – Box adalah sebuah kotak yang dibuat siswa. Kotak tersebut berisikan benda – benda kesukaan siswa seperti foto-foto keluarga, mainan, hadiah-hadiah dan lain-lain sebagainya. Dalam menggunakan media ini, guru meminta siswa untuk memilih benda dari *box* tersebut sesuai dengan topik yang diberikan. Benda tersebut digunakan sebagai media bagi mereka untuk berbicara dalam bahasa Inggris. Media ini sangat efektif dan menyenangkan, karena siswa berbicara tentang benda-benda kesukaannya. Dengan cara demikian berbicara dalam Bahasa Inggris bukan lagi hal yang menakutkan. Sebaliknya akan merupakan sesuatu yang menarik serta dapat memotivasi siswa untuk mengekspresikan sesuatu secara oral.

ACKNOWLEDGEMENTS

Alhamdulillahirabbil 'Aalamiin. Praise to Allah S.W.T who has given the writer chance, knowledge and strengths in finishing this paper entitled “Teaching Speaking by Using Talking–Box in Junior High Schools”. He also sends *shalawat* along with greetings to the prophet Muhammad S.A.W, the last prophet and the greatest leader of human being.

The writer would particularly like to thank Rima Andriani Sari, S.Pd, M.Hum as her advisor, for her continues help, suggestions and guidance from the beginning until the end of accomplishment of this paper. Appreciation also goes to the examiners, Havid Ardi, S.Pd, M.Hum and Leni Marlina, S.S for their ideas, comments and suggestions.

The writer would also like to express her appreciation to Dr. Kusni, M.Pd., the chair person of English Department and Dra. An Fauzia Rozani Syafei, M.A., who have given the writer strong motivation and continuous help in finishing her studies at the S1 Program.

Then, the writer would also like to acknowledge Drs. Anas Syafei, Dipl TEFL, a senior lecturer for his endless effort and expertise. The writer then expresses her gratitude to all lecturers and staff of the English Department of State University of Padang for their great support during the study in this department.

Finally, the writer would like to thank her family members especially her mom Syamsidar and her son Dhasef Alfareqo for their pertinent support and encouragement.

Padang, January 2011

Rafidawati

TABLE OF CONTENTS

ABSTRAK	i
ACKNOWLEDGEMENTS	ii
TABLE OF CONTENTS	iii
CHAPTER I. INTRODUCTION	
A. Background of Problem	1
B. The Limitation of Problem	3
C. Statement of Problem	3
D. The Purpose of the Paper	3
E. The Significance of the Paper	3
CHAPTER II. REVIEW OF RELATED LITERATURE	
A. The Nature of Speaking	4
B. Characteristic of Students in Junior High School	5
C. Teaching Speaking at Junior High School	7
D. Talking Box.....	9
CHAPTER III. DISCUSSION	
A. Implementation of Using Talking-Box	11
1. Preparation	11
2. Procedure	11
B. The Advantages of Using Talking-Box	13
CHAPTER IV. CONCLUSIONS AND SUGGESTIONS	
A. Conclusions.....	15
B. Suggestions	16
BIBLIOGRAPHY	17
APPENDICES	18

CHAPTER I

INTRODUCTION

A. Background of the Problem

Speaking is one of language skills that is important in human life. It is used in order to be able to communicate actively. One should have speaking ability. By mastering speaking, he/she can express his idea, opinion or response to other. Thus, communicative competence has been the major target in teaching and learning English at school today.

Based on School Based-Curriculum (*KTSP 2006*), English should be taught communicatively at all levels starting from elementary, junior and senior high school. This consideration has the purpose to make students speak. It is expected that they can speak to others or ask and discuss about something that they want to know. Teaching speaking means teaching learner to express their thoughts orally. It is a medium to invite them to speak their language confidently.

In fact, although students have learnt English for many years at school, most of them are still unable to speak the language. The students prefer to use their mother tongue rather than English. Based on the writer's experience as an English teacher for some years, many students still have difficulties in speaking English even though they have studied for many years. There are some factors why the students are unable to speak English. Some of them regarded learning speaking as a boring activity. They feel shy to express his/her idea because of lack of vocabulary. Furthermore, the students do not have interest to learn the language. In learning activities, when the teacher explains the material, the

students do not seem to pay attention. It could be caused by the tedious media techniques used by teacher.

Teachers must be responsible to encourage their students to speak. As a good teacher, he/she should create variations of teaching learning techniques, especially in teaching speaking. These activities should reflect the atmosphere to study and to have fun. These activities should also meet the students' need and characteristics.

Students in age 11 to 15 years like to think in abstract and more logical. As Piaget (1996-1980) states that this stage is called the formal operational stage. The formal operational stage appears between age of 11 to 15 and it is the fourth and final Piaget stage. The student of this period is in Junior High School period. They are more beyond the world of actual concrete experiences and think in abstract and logical terms. Students need interesting media to learn something and the teachers should create interesting media so that they can learn playing with their favorite thing.

There are some media that can be applied in classroom that can meet above criteria. One of them is talking – box. Talking – Box is a media to teach speaking in the classroom where this media is used to make students talking about their properties. This media can make students learn to think in abstract because they will tell about something that they like or their favorite things. The properties in this media are student's favorite things. The students should collect their favorite things and put them in a box. This box should be full of pictures, toys, cards or families photographs, etc, that related to the topic and every student have to talk about them. Thus, this paper is aimed to discuss this media in teaching speaking in the classroom.

B. The Limitation of the Problem

From the explanation above, this paper discusses one of media in teaching speaking. This media used is to encourage Junior High School students to speak. In this case talking box is applied to overcome the problem to stimulate the students to speak English actively.

C. Statement of the Problem

The problem motioned at the background is stated as follows:
“How can talking box be used in teaching speaking to students of Junior High School?”

D. The Purpose of the Paper

The purposes of this paper are to explain about how to use talking box as media in teaching speaking to students of Junior High School. This paper is also used to explain the advantages of using talking box in teaching speaking to students of Junior High School.

E. The Significance of the Paper

The writer expects that this paper could be useful for teacher to describe an implementation of a good media in teaching speaking at Junior High School. It is also expected to give an input to the English teachers about an alternative media in teaching speaking.