

# **IMPROVING PRONUNCIATION ABILITY OF YOUNG LEARNER THROUGH TONGUE TWISTER**

**PAPER**

*Submitted as a Partial Fulfillment of the Requirements  
for Strata One (S1) Degree*



**By  
YESIL METRA CHESCA  
2008/04661**

**Advisor:  
Dra. An Fauzia R. Syafei, M.A**

**ENGLISH DEPARTMENT  
FACULTY OF LANGUAGES LITERATURES AND ARTS  
STATE UNIVERSITY OF PADANG  
2013**






## HALAMAN PENGESAHAN LULUS UJIAN MAKALAH

Dinyatakan Lulus Setelah Dipertahankan di Depan Tim Penguji Makalah  
Jurusan Bahasa dan Sastra Inggris  
Fakultas Bahasa dan Seni  
Universitas Negeri Padang

### IMPROVING PRONUNCIATION ABILITY OF YOUNG LEARNER THROUGH TONGUE TWISTER

NAMA : Yesil Metra Chesca  
NIM/BP : 04661 / 2008  
PROGRAM STUDI : Pendidikan Bahasa Inggris  
JURUSAN : Bahasa dan Sastra Inggris  
FAKULTAS : Bahasa dan Seni

Padang, 02 Agustus 2013

Nama	Tim Penguji	Tanda Tangan
1. Dra. An Fauzia Rozani Syafei, M.A	Ketua	
2. Dr. Ratmanida, M. Ed., TEFL	Anggota	
3. Drs. Don Narius, M. Si	Anggota	



## ABSTRAK

**MetraChesca, Yesil. 2013. Improving Pronunciation Ability of Young Learner through Tongue Twister. Makalah. Padang: Jurusan Bahasa Inggris. Fakultas Bahasa dan Seni. Universitas Negeri Padang.**

Makalah ini akan membahas langkah-langkah dalam pengimplementasian *Tongue twister* dalam pengajaran *pronunciation* bagi *young learner*. Pertama, guru memberikan beberapa contoh kepada siswa, selanjutnya mengarahkan siswa untuk melafalkan berdasarkan contoh *tongue twister*, kemudian siswa diminta melafalkan secara individu, dan yang terakhir siswa mengulang *tongue twister* sebanyak mungkin agar lidah siswa terbiasa dalam pengucapan kata-kata sulit. Tujuan umum dari sistem pengajaran ini adalah adanya inovatif bagi siswa dan guru agar tidak timbul kebosanan dalam belajar. Sedangkan tujuan khususnya yaitu diharapkan kepada siswa bisa dengan lancar mengucapkan frasa-frasa *tongue twister*. Teknik ini dapat meningkatkan pelafalan kata-kata sulit demi keterampilan dalam pengucapan bagi *young learner*.

**Keywords:** *Pronunciation, Tongue twister, Young Learner*

## ACKNOWLEDGEMENTS

*Alhamdulillahirabbilalamin.* The writer thanks to Allah SWT, because of mercy and bless this paper can be finished. “Shalawat and Salam” the writer sends to Prophet Muhammad S.A.W as a leader for human being.

First of all, the writer would like to express her sincere gratitude to **Dra. An Fauzia R. Syafei, M.A**, her advisor for giving guidance, great advices, and time in finishing this paper and also for the comments and suggestions who have given much contribution for the improvement of this paper. Then the writer also express her thankful to her examiner **Dr. Ratmanida, M. Ed, TEFL** and **Drs. Don Narius, M. Si** for the comment and suggestion in completing her paper.

The writer’s deepest gratitude is addressed to her beloved family for giving support, her parents **Nang Yu** and **Sespiharni** from them she learns about life. Her gratitude is also presented to her brother **Danol Vernando** and his wife **Ridha Iswarti**, and her sister **Ramel Nadia Chesca** who have assisted her with love, and her beloved little niece **Legia Amanda**.

The writer also would like to express her special thanks to all of her friends Jeli, Rosy, Sari, Imel, Richa, and Iyel that also help and give the support to the writer to finish the paper.

Finally, this thanks also addressed to all participants who cannot be mentioned one by one.

Padang, August 2013

The writer

## TABLE OF CONTENTS

<b>ABSTRAK .....</b>	<b>i</b>
<b>ACKNOWLEDGEMENT .....</b>	<b>ii</b>
<b>TABLE OF CONTENTS.....</b>	<b>iii</b>
<b>CHAPTER I INTRODUCTION</b>	
A. The Background of the Problem .....	1
B. Problem of the Paper .....	3
C. The Purpose of the Paper .....	3
<b>CHAPTER II REVIEW RELATED LITERATURE</b>	
A. The Concept of Pronunciation .....	4
a. Classifying Sounds .....	5
b. Sounds Groupings on MOA .....	6
c. Sounds Groupings on POA.....	7
B. Teaching Young Learner .....	7
C. The Concept of Tongue Twister .....	9
D. Using Tongue Twister to Young Learner .....	10
E. Some Example of Tongue Twister .....	12
F. The Fluency of Tongue Twister in Pronunciation .....	14
<b>CHAPTER III DISCUSSION</b>	
A. Material of Tongue Twister .....	16
B. Media in Teaching Pronunciation to Young Learner.....	19
C. <i>Teaching Pronunciation to Young Learner by using Tongue Twister.....</i>	<i>20</i>
a. <i>Tongue Twister Share .....</i>	<i>20</i>
b. <i>Tongue Twister Teamwork.....</i>	<i>22</i>
D. <i>The Advantages of Using Tongue Twister in Teaching Pronunciation.....</i>	<i>23</i>
<b>CHAPTER IV CONCLUSIONS AND SUGGESTIONS</b>	
A. Conclusions .....	24
B. Suggestions .....	25
<b>BIBLIOGRAPHY</b>	

## **CHAPTER I**

### **INTRODUCTION**

#### **A. Background of the Problem**

Pronunciation is a way in which a language or a particular word or sound is spoken. It is about learning how to produce the sound become a word, how to train the tongue to make a different sound in another language. Basically, pronouncing English is hard by EFL/ESL learner. It is because English words are different with their own language.

Pronunciation is one of important thing to be taught. But, many teachers think pronunciation can be skipped, because they are lack of knowledge about how important pronounce is, or they have no skill to teach about pronounce in detail. Teaching pronunciation is not easy. Many students feel bored and less motivated after practicing several times. It is because they do the same activity repeatedly, so it is needed an innovation in that activity.

As we know, miss pronounce will lead to different meaning. And for young learner should have a special method in teaching so that young learners have a strong basic to having a good pronunciation. It drives the students to master pronunciation and also helped the teacher to teach English in the next level.

For young learner the level of bored is higher. It is because teaching method to young learner that make young learner confused about the lesson. Besides that the difficulties of material also influenced of the young learner when learning activity.

More difficult material, students will get exhausted easier. On the other hands, easier material will make students understand quickly and study activity will end faster. Another reason is uninteresting media in teaching. It bring out students lose concentration in study, and then they will try to find a new thing to do, for instance walking around the classroom, or they perhaps disturb their friends and finally, they make noises. Then, classroom activity is uncontrolled by the teacher. So, in this paper, introducing English pronunciation by using game may be one creative way to solve the problem. Make a fun activity will be the great idea in teaching pronunciation to EFL students especially for young learner. The purpose of this program is to hold the students when they study in fun activity, such as doing games, sing a song, doing a chant, do a rhyming words and tongue twister that can be used to reach teacher's goal.

Tongue twister is word or phrase that is difficult to say (Oxford:2008). In fact, tongue twister is difficult to say, but it will be fun to use as a way training the tongue to pronunciation. Because tongue twister helps to strengthen the muscles necessary for proper speech while practice the correct placement of tongue, lips and teeth and also can improving of consonant and vowel sounds.

**B. Problem of the Paper.**

The problem of this paper can be formulated as follow:

How can teacher use tongue twister to improve pronunciation ability of young learner?

**C. Purpose of the Paper.**

The purpose of this paper is to discuss in how teacher use tongue twister to improve young learners' pronunciation ability.