

**CONSTRUCTING E-LEARNING MATERIAL BY USING SIMPLEVLE
FOR TEACHING ENGLISH AT SENIOR HIGH SCHOOL**

Paper

*Submitted as Partial Fulfillment of the Requirements to Obtain the Strata One
(S1) Degree*



ARIO YUHANDRA
18223 / 2010

Advisor:
Dra. An Fauzia Rozani Syafei, M.A.

**ENGLISH DEPARTMENT
FACULTY OF LANGUAGES AND ARTS
STATE UNIVERSITY OF PADANG
2015**

HALAMAN PERSETUJUAN


Constructing E-Learning Material by Using SimpleVLE for Teaching English at Senior High School

Nama : Ario Yuhandra
NIM/BP : 18223/2010
Program Studi : Pendidikan Bahasa Inggris
Jurusan : Bahasa dan Sastra Inggris
Fakultas : Bahasa dan Seni


Padang, 5 Agustus 2015

Mengetahui,
Ketua Jurusan

Disetujui oleh,
Dosen Pembimbing



Dr. Kurnia Ningsih, M.A.
NIP: 19540626 198203 2 001



Dra. An Fauzia Rozani Syafei, M.A.
NIP: 19660424 199002 2 001

HALAMAN PENGESAHAN LULUS UJIAN MAKALAH

Nama: Ario Yuhandra

NIM: 18223

Dinyatakan Lulus Setelah Mempertahankan Makalah di Depan Tim Penguji

Program Studi Pendidikan Bahasa Inggris

Jurusan Bahasa dan Sastra Inggris

Fakultas Bahasa dan Seni

Universitas Negeri Padang

CONSTRUCTING E-LEARNING MATERIAL BY USING SIMPLEVLE

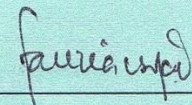
FOR TEACHING ENGLISH AT SENIOR HIGH SCHOOL

Padang, 5 Agustus 2015


Tim Penguji

Tanda Tangan


Ketua : Dra. An Fauzia Rozani Syafei, M.A.

()

Anggota :1. Drs. Don Narius, M.Si.

()

2. Havid Ardi, S.Pd., M.Hum.

()



UNIVERSITAS NEGERI PADANG
FAKULTAS BAHASA DAN SENI
JURUSAN BAHASA DAN SAstra INGGRIS

Jl. Belibis. Air Tawar Barat. Kampus Selatan FBS UNP. Padang. Telp/Fax: (0751)
447347

SURAT PERNYATAAN TIDAK PLAGIAT

Saya yang bertanda tangan di bawah ini:

Nama : ARIO YUHANDRA
NIM/TM : 18223/2010
Program Studi : Pendidikan Bahasa Inggris
Jurusan : Bahasa dan Sastra Inggris
Fakultas : FBS UNP

Dengan ini menyatakan, bahwa tugas akhir saya dengan judul *Constructing E-learning Material by Using SimpleVLE for Teaching English at Senior High School* adalah benar merupakan hasil karya saya dan bukan merupakan plagiat dari karya orang lain. Apabila suatu saat terbukti saya melakukan plagiat maka saya bersedia diproses dan menerima sanksi akademis maupun hukum sesuai dengan hukum dan ketentuan yang berlaku, baik di institusi UNP maupun masyarakat dan negara.

Demikian pernyataan ini saya buat dengan penuh kesadaran dan rasa tanggung jawab sebagai anggota masyarakat ilmiah.

Diketahui oleh,

Padang, Agustus 2015

Ketua Jurusan Bahasa dan Sastra Inggris

Saya yang menyatakan,

Dr. Kurnia Ningsih, M.A.
NIP. 19540626 198203 2 001



Ario Yuhandra

ABSTRAK

Yuhandra, Ario. 2015.”Constructing E-Learning Material by Using SimpleVLE for Teaching English at Senior High School”. *Makalah*. Program Sarjana. Universitas Negeri Padang, Sumatera Barat.

Media merupakan alat yang digunakan guru untuk mempermudah penyampaian materi kepada siswa. Media yang baik akan membuat siswa lebih tertarik dalam belajar. Media yang baik tentunya juga akan memotivasi siswa untuk belajar. Selain itu, media juga dapat meningkatkan partisipasi siswa dalam belajar. Seiring berkembangnya teknologi, berbagai software komputer serta website online telah dikembangkan untuk mengikuti perkembangan teknologi dan pengaplikasiannya di dalam pengajaran bahasa Inggris. Makalah ini akan membahas pembuatan media pembelajaran E-Learning dengan menggunakan “SimpleVLE” dalam pengajaran bahasa Inggris. SimpleVLE merupakan sebuah situs pembelajaran yang dapat digunakan oleh guru dan siswa dalam proses belajar mengajar melalui E-Learning. Dengan menggunakan SimpleVLE, guru dapat membuat sebuah wadah bagi siswa untuk berdiskusi, memberikan bahan ajar, serta memudahkan guru dalam memberikan latihan-latihan kepada siswa. Di dalam makalah ini, terdapat proses, cara penggunaan, contoh pembuatan media pelajaran dengan menggunakan SimpleVLE, dan pengaplikasiannya dalam pengajaran bahasa Inggris. Penulis berharap makalah ini dapat digunakan oleh guru dalam pembuatan media yang menarik, kreatif, dan efektif khususnya dalam pembelajaran bahasa Inggris.

Kata kunci : Media Pembelajaran, E-Learning, SimpleVLE

ACKNOWLEDGEMENTS

All praises belong to The Almighty God, Allah SWT, the most merciful and compassionate, who has given the writer knowledge and strength in completing his paper entitled “Constructing E-Learning Material by Using SimpleVLE for Teaching English at Senior High School”. The best regard also goes to the prophet Muhammad SAW, may Allah bless and give him peace.

A deep gratitude is given to Dra. An Fauzia Rozani Syafei, M.A. as my advisor who has given his ideas, correction, beneficial opinion and encouragement in the process of accomplishing this paper.

My deep appreciation is also given to my paper examiners, Havid Ardi, S.Pd., M.Hum. and Drs. Don Narius, M.Si. The writer also would like to thank them for their beneficial time, contribution of ideas toward the development of this paper. Furthermore, my next sincere acknowledgement also goes to Dr. Kurnia Ningsih, M.A, Drs. Saunir Saun, M. Pd., Drs. Zainuddin Amir, M.Pd., and Delvi Wahyuni M.A. who support me to finish my paper with their own unique ways.

After that, the writer would like to express his deepest thankfulness to his beloved parents who have given love, patience, care and pray for his success. Then, the writer would like to say thanks to both of his sisters, Sherli Yurinanda and Krismia Ayu Putri who always give him support directly everytime. The writer also never forget to say a very special thank to his beloved girlfriend, Wenny Alfionita for her support, time, loved and her cares to help the writer in finishing this paper. Furthermore, a special thank is directed to Novrizal and all his friends in English Department for the knowledge and ideas that have been shared. For the improvement of this paper, any constructive criticisms, suggestions and advices from the readers are highly appreciated.

Padang, August 2015

Ario Yuhandra

TABLE OF CONTENTS

	Page
ABSTRAK	i
ACKNOWLEDGEMENTS	ii
TABLE OF CONTENTS	iii
CHAPTER I INTRODUCTION	1
A. Background of the Problem	1
B. Formulation of the Problem	4
C. The Purpose of the Paper	4
CHAPTER II REVIEW OF RELATED LITERATURE	5
A. The Definition of E-Learning	5
B. Ten Principles in E-Learning	6
C. The Nature of Virtual Learning Environment.....	8
D. Advantages of Using Virtual Learning Environment	10
E. SimpleVLE as an Online Course	12
1. Definition of SimpleVLE.....	12
2. SimpleVLE Features	13
3. SimpleVLE Layouts.....	15
CHAPTER III DISCUSSION	16
A. Creating an Account.....	16
a. Teacher Account	16
b. Student Account	17
B. Creating a New Course.....	18
1. Create an Online Class	18
2. Describing Course	20
C. Operating Account	21
a. Adding Material and Task to the Course	22
b. Adding Tests/Quizzes to the Course	25
c. Grading Students	26
d. Using Discussion Forum	27
CHAPTER IV CONCLUSION AND SUGGESTION	28
A. Conclusion	28
B. Suggestions	29
BIBLIOGRAPHY	30

CHAPTER I

INTRODUCTION

A. Background of the Problem

Our society is constantly changing and consequently, education must adapt itself to all those changes in order to respond to all the students' needs. Society and school must face cultural globalization, communications, and the spread of information, so it is necessary to take account of new technologies. Social, economic, and demographic changes require a new type of educational system in which communication between teachers and students is more fluent and competent.

Nowadays, the world is dominated by new technologies. In recent years, there has been an interest in how computers and the internet can best be use to improve the efficiency and effectiveness of education at all levels. ICTs (Information and Communication Technologies) are a potentially powerful tool for educational change and reform. ICTs have become a very important part in the world of education, and therefore, teachers cannot pay no attention to this important aspect. However, using ICTs is not a synonym of a better learning nor a replacement for traditional teaching method. If teachers and students do not actually learn how to use these media, ICTs can become extremely puzzling. To make a good use of these technologies, teachers should learn how to use these media. Chapelle (2003) said that teachers need to learn how to use computers technology for constructing and implementing materials for teaching and assessing, and they need to engage in innovative teaching and assessments

through the use of technology.

Based on the writer's observation in some Senior High Schools in Padang, the teachers tend not to use any media in teaching learning process. The teacher stick with the lecturing method. The teacher writes down the material on the white board, gives a long explanation about it, asks the students to write it down to their notebook and then do the exercises. Eventhough the school had provide them with facility like a multimedia class that aid the teachers in teaching, they hardly ever use it since they do not know how to operate it nor creating interactive media.

Furthermore, the other awkwardness found is the teaching materials. Many teachers still prefer to stick with one module that is popularly known as LKS (*Lembar Kerja Siswa*). This module contains some short explanations and examples of the materials followed by exercises. Teachers teach expressions from it, explain a little about it, and leave the students practicing the materials by themselves. These problems led to lack of authentic materials that supposed to be introduced to the student.

However, in the process of teaching and learning English there are always problems. It caused by factors that might come from the teacher, students or classroom infrastructure and the atmosphere of the classroom itself. The first problem faced by teacher, based on writer's informal interview with several English teachers, most of them said that they have problems with the time allocation for teaching. Based on *KTSP* curriculum, the time to teaching in classroom is 4X40 minutes for junior high school and 4X45 minutes for senior high school in a week. Sometimes, the time given is not very effective or less for

the teacher to explain the material. There are some materials that take a lot of time to explain to make all students understand. However, because the time is limited and there are other materials that should be taught, the teacher cannot give maximum explanations for some materials.

Traditional teaching shows some limitations, because all the changes previously mentioned require a bigger involvement in the development of techniques to form students not only in the physical classroom but also in the virtual world (Cardona, 2008). Traditional teaching and virtual learning differ in the way teachers communicate with students and how students are involved in the learning process from the point of view of communication and presentation of learning materials. Virtual learning has created a new paradigm for teaching and learning different from the traditional classroom experience. The students who follow this type of teaching need to be more responsible, because learning depends on their effort and participation in the virtual classroom. In the virtual learning environments, students are in the centre of the learning process, not only the teachers must change their role but the students too.

As a professional teacher, teachers should consider these demand and adapt themselves in finding suitable teaching method. The writer suggest, teacher should apply interactive E-Learning teaching method to their own by using all available sources.

SimpleVLE is a free web-based media with some capabilities. These technologies, along with some additional applications, enable teacher to be an instructors to create interactive course websites quickly and easily, without the

worry of cost, time consuming set-up or software download while the other websites cannot achieve it and make the learning process to be more complicated. SimpleVLE is a virtual learning environment that provides a set of tools for creating online tests, quizzes, exams, and other class content including presentations, lesson plans, and homework assignments with a focus on simplicity that going to help teacher in finding the demands of curriculum *KTSP* by creating authentic materials for the students and let them explore it.

The teacher is not the only source of information. The teacher now facilitates and mediates the formative learning process. The teacher assesses and guides the students through the process. On the other hand, the students are not more passive receivers but they become the main actors of their own learning. However, all participants should be able to feel that they are studying as part of a group, not working in isolation and without support.

B. Formulation of the Problem

The formulation of the problem is “How to construct E-Learning material by using SimpleVLE for teaching English at senior high school?”

C. Purpose of the Paper

The purpose of the paper is to introduce and explain to the readers about how to construct E-learning material by using SimpleVLE for teaching English at senior high school. This paper is estimated to be able to help teacher to attract student attention and maintaining the student to be actively involved in the learning, and to find a suitable strategy in virtual learning.

CHAPTER IV

CONCLUSION AND SUGGESTION

A. Conclusion

Society and school must face cultural globalization, communications, and the spread of information, so it is necessary to take account of new technologies. Social, economic, and demographic changes require a new type of educational system in which communication between teachers and students is more fluent and competent. SimpleVLE provides every instructor need with the most powerful tools to extend their classroom online, increase productivity and efficiency, and raise student engagement and achievement. These tools are free and all located in one place.

Teachers are able to create an interactive learning media which provided in SimpleVLE, introducing authentic material to students, evaluating student's progress, motivate students to become active learners. In conclusion, Using VLE is good for learning, but it's not good enough for educating students. Furthermore, teachers need to combine both interface and face to face learning to get the best result.

B. Suggestion

In order to be successful in applying SimpleVLE into English language teaching at the senior high school, the writer suggest the following points :

1. The teacher must learn about the new developed software that can be use as media in teaching. They should explore more how this software can be created into interactive teaching media. Further instructions can be downloaded at simplevle.com which contain tutorial how to operate SimpleVLE.
2. The teacher and school committe should be cooperative in implementing VLE into their schools, since its cost more than traditional teaching method. For example : Joining the WIFI ID provided by TELKOM which is now affordable to join in.
3. Before teaching, the teacher should prepare an effective lesson plan. A well-organized lesson plan will support the class and the teaching process. The uploaded material should be appropriate with student needs.
4. It is important for the teacher to select the topic which related to the students' background knowledge. It will be helpful for the students to develop their ideas.

BIBLIOGRAPHY

- , Taken from: <http://www.simplevle.com/v3/index.jsp>. Retrieved on 2015 May 15th.
- Anderson, John and McCormick, Robert, (2005). Ten Pedagogic Principals of E-learning, Observatory for New Technologies and Education. Retrieved from http://www.xplora.org/ww/en/pub/insight/thematic_documents/articles/quality_criteria/equality2.html.
- Cardona, G. (2008). *Educational tendencies in the XXI century: Virtual learning, online and @learning elements for discussion*. Retrieved from <http://edutec.rediris.es/Revelec2/revelec15/cardona.pdf>.
- Chapelle, C. A. (2003). *English language learning and technology: Lectures on teaching and research in the age of information and communication*. Amsterdam: John Benjamins Publishing.
- Chickering, A. W. & Gamson, Z. F (ed) Applying the Seven Principles for Good Practice in Undergraduate Education, 63–69. Jossey–Bass. New Directions for Teaching and Learning, No. 47.
- Dillenbourg, P. (2000). Virtual learning environments. *EUN CONFERENCE 2000: "Learning in the new millennium: Building new education strategies for schools"*. Workshop on virtual learning environments.
- Garrison, D.R., & Shale, D. (1987). Mapping the boundaries of distance education: Problems in defining the field. *American Journal of Distance Education*, 1(1), 7-13.
- Pulford, B. D. (2011). *The impact of discussion in a virtual learning environment on subsequent coursework grades*. UK: University of Leicester.
- Mason, R. (1998). Models of online courses. *ALN Magazine*. 2(2). Retrieved from <http://www.aln.org/publications/magazine/v2n2/mason.asp>.
- Sigala, M (2002). The Evolution of Internet Pedagogy: Benefits for Tourism and Hospitality Education. *Journal of Hospitality, Leisure, sport and Tourism Education*. <http://www.hlst.ltsn.ac.uk/johlste/vol1no2/academic/0004.pdf>
- Tunner, Kerry (2013). Ten change factors to consider with a new VLE. Retrieved from <http://www.kerryjturner.com/?p=807>

Wilson, B. G. (1996). *Constructivist learning environments: Case studies in instructional design*. Englewood Cliffs, N.J.: Educational Technology Publications.