


Alamat Web ;

<https://docplayer.net/52940545-Universiti-putra-malaysia-development-of-d-statcom-for-voltage-sag-mitigation.html>




UNIVERSITI PUTRA MALAYSIA

DEVELOPMENT OF D-STATCOM FOR VOLTAGE SAG MITIGATION

HENDRI BIN MASDI

FK 2011 129

**DEVELOPMENT OF D-STATCOM FOR
VOLTAGE SAG MITIGATION**



**DOCTOR OF PHILOSOPHY
UNIVERSITI PUTRA MALAYSIA**

2011

DEVELOPMENT OF D-STATCOM FOR VOLTAGE SAG MITIGATION

By

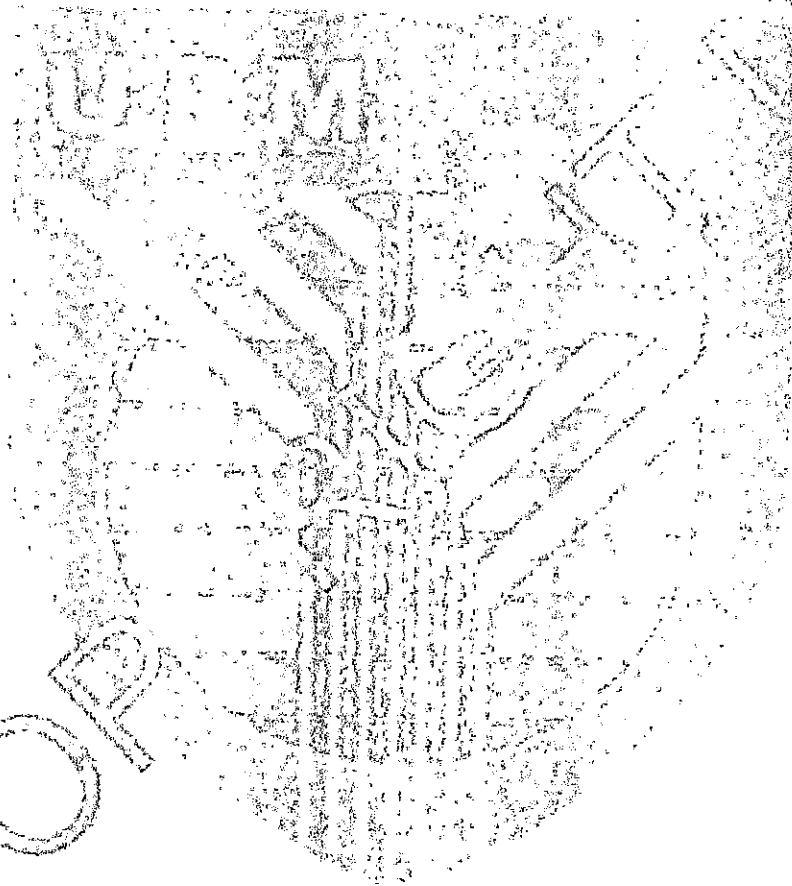
HENDRI BIN MASDI

**Thesis Submitted to the School of Graduate Studies, Universiti Putra Malaysia,
in Fulfillment of the Requirements for the Degree of Doctor of Philosophy**

June 2011

DEDICATION

I would like to dedicate this project to my beloved family, all my supervisors and lecturers in the Department of Electrical and Electronic Engineering, friends, and society. Their guidance and relentless support have been a great inspiration to the realization of this project.



©
C
O
P
Y
R
I
G
H
T

Abstract of thesis presented to the Senate of Universiti Putra Malaysia in fulfillment
of the requirement for the degree of Doctor of Philosophy

DEVELOPMENT OF D-STATCOM FOR VOLTAGE SAG MITIGATION

By

HENDRI MASDI

June 2011

Chairman: Professor Norman Mariun, PhD, P.Eng., FIEM, SMIEEE.

Faculty: Engineering

The increased awareness in power quality issues has brought tremendous changes and improvements in power system delivery. Various circuit topologies and control techniques have been developed aimed at mitigating power quality disturbances.

Custom Power (CP) concept is one of technological responses to the poor power quality presently surfacing in factories, offices and homes. It is dedicated to maintaining and improving the quality and reliability of distribution level power and to protecting customers against disturbances generated by other users in the network.

CP family includes power electronics based devices such as Distribution Static Compensator (D-STATCOM), Dynamic Voltage Restorer (DVR), Solid State Fault Current Limiter (SSFCL), Active Power Filter (APF) and Solid State Transfer Switch (SSTS). The CP concept is the customer's solution by the utilities sector.

In this research work, the focus will be on one of the CP family, that is, the D-STATCOM. The D-STATCOM, which consists of a IGBT-based voltage source inverter, uses advanced power electronics to provide voltage stabilization, power factor correction, harmonic control and a host of other power quality solutions for both utility and industrial applications.

This thesis describes the configuration, design and control of the 12-pulse D-STATCOM. Its simulation works are done by using PSCAD/EMTDC version 4.2.0 software, developed by Manitoba HVDC Research Center, Canada. The designed D-STATCOM is connected in shunt to an 11 kV test distribution system. Simulations have been carried out to illustrate the effectiveness of the D-STATCOM in mitigating voltage sags and voltage unbalance as well as eliminating harmonics. The results obtained from the simulations and the experimental measurement clearly showed that the designed D-STATCOM is capable in mitigating voltage sags and voltage unbalance. Furthermore, by connecting passive filters in shunt at the primary side of the step-down transformer reduces the harmonics generated by the D-STATCOM.

Abstrak tesis yang dikemukakan kepada Senat Universiti Putra Malaysia sebagai memenuhi keperluan untuk ijazah Doktor Falsafah

**PEMBANGUNAN PEMAMPAS STATIK (D-STATCOM) UNTUK
MENGURANGKAN LENDUT VOLTAN**

Oleh

HENDRI MASDI

June 2011

Pengerusi: Profesor Norman Mariun, PhD, P.Eng., FIEM, SMIEEE.

Fakulti: Kejuruteraan

Peningkatan kesedaran dalam isu kualiti kuasa telah membawa banyak perubahan dan evolusi dalam penghantaran sistem kuasa. Topologi dan teknik kawalan yang berbagai telah direka untuk menangani masalah kualiti kuasa. Konsep Kuasa Langganan adalah merupakan salah satu teknologi yang boleh menangani masalah kualiti kuasa yang rendah yang sering dialami di kilang-kilang, pejabat, dan kawasan perumahan. Kuasa Langganan adalah bertujuan untuk mengekal dan meningkatkan kualiti kuasa dan untuk melindungi pelanggan daripada gangguan yang dijana oleh pengguna sendiri. Keluarga peranti-peranti Kuasa Langganan adalah termasuk Pemampas Statik (D-STATCOM), Pemulih Voltan Dinamik (DVR), Penghad Arus Kerosakan Pepejal (SSFCL), Penapis Kuasa Aktif (APF) dan

Suis Pemindah Keadaan Pepejal (SSTS). Konsep Kuasa Langganan adalah penyelesaian bagi masalah pelanggan daripada sektor pembekal.

Dalam kajian ini, fokus akan diberikan kepada satu daripada peranti Kuasa Langganan iaitu, D-STATCOM. Ianya menggunakan peranti elektronik kuasa untuk menstabilkan voltan, mengurangkan kerlipan, membetulkan faktor kuasa dan kawalan harmonik. Tesis ini menerangkan konfigurasi, reka bentuk dan kawalan D-STATCOM 12-denyut. Simulasi untuk D-STATCOM akan dijalankan dengan menggunakan program PSCAD/EMTDC versi 4.2.0 yang direka oleh Manitoba HVDC Research Center, Kanada. D-STATCOM yang telah direkabentuk akan disambungkan secara selari dengan sistem agihan 11 kV. Selanjutnya rekabentuk D-STATCOM sebenarnya dibuat dan penggunaan pengujian dilaksanakan di makmal untuk mendapatkan hasil pengamatan yang kemudian dibandingkan dengan simulasi PSCAD/EMTDC yang telah dijalankan.

Hasil simulasi rekabentuk D-STATCOM dan hasil pengamatan yang telah dijalankan menggambarkan D-STATCOM efektif dalam menangani masalah voltan lendut dan voltan tidak stabil serta mengurangkan harmonik. Keputusan yang diperolehi secara terang menunjukkan D-STATCOM yang direkabentuk berkebolehan dalam menangani masalah voltan lendut dan voltan tidak stabil dan sangat berguna untuk kajian kualiti kuasa selanjutnya dalam sistem agihan. Seterusnya, perhitungan yang tepat dan benar dapat dilakukan menyambung penapis pasif pada bahagian pengubah utama (primer transformer) telah mengurangkan harmonik yang dijana oleh D-STATCOM.

ACKNOWLEDGEMENTS

In the Name of Allah, Most Gracious, Most Merciful

I am truly grateful to Allah The Almighty, for giving me strength and patience to complete this research work. I would like to thank Allah also for giving me good health throughout the research until the completed of Doctor of Philosophy study.

I wish to express my sincere appreciation to my supervisor committees, Prof. Ir. Dr. Norman Mariani (UPM) - Chairman, and also my co-supervisors Assoc. Prof. Dr. Sinan Mahmoud (UPM) and Prof. Dr. Azah Mohamed (UKM), for their endless support, guidance, kind words, encouragement, ideas and help throughout my research work.

Many thanks are also to all my colleagues, friends and UPM support staff.

I would like also to thank my family for their kind support, understanding and encouragement during the course of my Doctor of Philosophy study. Last but not least, particular thanks to my wife Dr. Gustia Viva Rina, for working side by side in her own demanding career and encouraging me to persevere and devote my time whole-heartedly with enthusiasm in completing this laborious endeavor. And of course my parents and kids, Fadhil Muhammad Al Farisi and Nurie Syazwani Athifa, their patience is my greatest motivation.

I certify that a Thesis Examination Committee has met on the 13th Jun 2011 to conduct the final examination of Hendri Bin Masdi on his thesis entitled "Development Of D-Statcom For Voltage Sag Mitigation" in accordance with the Universities and University Colleges Act 1971 and the Constitution of the Universiti Putra Malaysia [P.U.(A) 106] 15 March 1998. The Committee recommends that the student be awarded the Doctor of Philosophy.

Members of the Thesis Examination Committee were as follows:

HASHIM B. HIZAM, PhD

Associate Professor
Faculty of Engineering
Universiti Putra Malaysia
(Chairman)

ISHAK ARIS, PhD

Professor
Faculty of Engineering
Universiti Putra Malaysia
(Internal Examiner)

SOIB TAIB, PhD

Associate Professor
Faculty of Engineering
Universiti Sains Malaysia
(External Examiner)

MUHAMMAD HARUNUR RASHID, PhD

Professor
Faculty of Engineering
University of West Florida, America's
(External Examiner)

SEOW HENG FONG, PhD

Professor and Deputy Dean
School of Graduate Studies
Universiti Putra Malaysia

Date: 25 January 2012

This thesis was submitted to the Senate of Universiti Putra Malaysia and has been accepted as fulfillment of the requirement for the degree of Doctor of Philosophy. The members of the Supervisory Committee were as follows:

Norman Mariun, PhD, P.Eng., FIEM, SMIEEE.
Professor
Faculty of Engineering
Universiti Putra Malaysia
(Chairman)

Senan Mahmud Abdullah, PhD
Associate Professor
Faculty of Engineering
Universiti Putra Malaysia
(Member)

Azah Mohamed, PhD
Professor
Faculty of Engineering
Universiti Kebangsaan Malaysia
(Member)


Sallehuddin Yusuf, PhD
Associate Professor, Ir.
Advanced Power Solutions (APS) Sdn. Bhd.
Worldwide Business Centre, 40675 Shah Alam,
Selangor, Malaysia
(Member)

BUJANG BIN KIM HUAT, PhD
Professor and Dean
School of Graduate Studies
Universiti Putra Malaysia

Date: 25 January 2012

DECLARATION

I declare that the thesis is my original work except for quotations and citations which have been duly acknowledged. I also declare that it has not been previously and is not concurrently submitted for any other degree at Universiti Putra Malaysia or other institutions.



HENDRI BIN MASDI

Date: 13th Jun 2011

TABLE OF CONTENTS

	Page
DEDICATION	ii
ABSTRACT	iii
ABSTRAK	v
ACKNOWLEDGEMENT	vii
APPROVAL	viii
DECLARATION	x
LIST OF TABLES	xiv
LIST OF FIGURES	xv
LIST OF ABBREVIATIONS	xix
 CHAPTER	
1 INTRODUCTION	1
1.1 Background	1
1.2 Problem Statement	3
1.3 Objectives of the Research	8
1.4 Scope of the Thesis	9
1.5 Organisation of the Thesis	10
 2 LITERATURE REVIEW	 12
2.1 Power Quality Problems in Distribution Systems	12
2.2 D-STATCOM in Mitigating Power Quality Problems	16
2.3 Power Quality Standards	17
2.3.1 Voltage Sags	17
2.3.1.1 Definition and Characteristics of Voltage Sags	18
2.3.1.2 Sources of Voltage Sags	18
2.3.1.3 Effects of Voltage Sags	19
2.3.2 Harmonics	20
2.3.2.1 Definition and Characteristics of Harmonics	20
2.3.2.2 Sources of Harmonics	22
2.3.2.3 Harmonic Content	22
2.3.2.4 Effects of Harmonics	24
2.3.3 Unbalanced Voltage	25
2.3.3.1 Definition and Characteristics of Unbalanced Voltage	25
2.3.3.2 Sources of Unbalanced Voltage	26
2.3.3.3 Effects of Unbalanced Voltage	26
2.4 D-STATCOM Theory	27
2.4.1 D-STATCOM Configuration and Descriptions	27
2.4.2 Basic Operation of D-STATCOM	29
2.4.3 Modeling of D-STATCOM	34
2.4.4 Operation of 12-pulse Bridge As Rectifier And Inverter	37

2.4.5	Selection of Passive Elements	41
2.4.6	Control of D-STATCOM	42
2.4.7	SPWM Switching Techniques	43
2.5	Trends in D-STATCOM Research Work	46
2.6	Summary	49
3	DEVELOPMENT OF SIMULATION MODELS	51
3.1	Modelling and Simulation of D-STATCOM	53
3.1.1	The Distribution System for Simulation	54
3.1.2	Design of the Proposed D-STATCOM	56
3.1.3	Selection of Passive Elements	56
3.2	D-STATCOM Power Quality Mitigation Strategies	61
3.2.1	Voltage Sags Simulation Model	61
3.2.2	Voltage Sag Calculations	63
3.2.3	Voltage Sag Control Strategies	64
3.2.4	Harmonics Order Generated by the D-STATCOM	67
3.2.5	Harmonics Mitigation Strategy	68
3.3	Unbalanced Voltage	69
3.3.1	Unbalanced Voltage Calculations	70
3.3.2	Voltage Unbalance Control Strategy	72
3.4	Summary	72
4	EXPERIMENTAL SETUP FOR D-STATCOM	74
4.1	Introduction	74
4.2	Construction of Circuits	74
4.2.1	Transformer	76
4.2.2	Rectifier	77
4.2.3	Inverter	79
4.3	IGBT Gate driver	81
4.3.1	IGBT Gate driver design	81
4.3.2	Input buffer	83
4.4	Opto-coupler HCPL2601	84
4.4.1	Gate driver	85
4.4.2	MC33153 driver chip	86
4.4.3	Output amplifier	88
4.5	Control Interface design	89
4.5.1	Introduction to the control interface board	90
4.5.2	SPWM signal generating circuit	92
4.5.3	Short pulse eliminating circuit	94
4.5.4	Current sensing and processing circuit	96
4.5.5	Variable timing control circuit	102
4.5.6	Main switch gate signal generating circuit	105
4.5.7	Auxiliary switch gate signal generating circuit	106
4.5.8	Short-circuit protection circuit	108
4.6	Summary	111

5 RESULTS AND DISCUSSION	112
5.1 Simulation Results	113
5.1.1 Voltage Sag Compensation with and without D-STATCOM	113
5.1.2 D-STATCOM Voltage Total Harmonic Distortion	122
5.1.3 Operation of D-STATCOM in Unbalanced System Condition	126
5.2 Experimental Results	133
5.2.1 Transformer Set up Laboratory	134
5.2.2 Three Phase Rectifier	136
5.2.3 Controller Inverter and Capacitor Bank	138
5.2.4 Inverter Set up Laboratory	138
5.2.5 Experimental Results Voltage Sag Without D-STATCOM	140
5.3 Comparison Between Experimental and Simulation Results	141
5.4 Summary	152
6 CONCLUSION AND FUTURE WORK	154
6.1 Problem Investigated	154
6.2 Contributions	155
6.3 Suggestion for Future Works	157
REFERENCES	158
APPENDICES	
APPENDIX A	172
A. Transformation for Three-phase systems	172
A.1 Transformation between three-phase system and $\alpha\beta$ -frame	172
A.2 Transformation between $\alpha\beta$ -frame and dq-frame	173
APPENDIX B	175
B. Implementation of a VSC in PSCAD/EMTDC	175
B.1 System	175
B.2 Implementation of current controller in PSCAD/EMTDC	176
B.2.1 Transformation from three-phase system to dq-frame	176
B.2.2 Calculation of transformation angle	178
B.2.3 Current vector controller	179
B.2.4 Calculation of modulation index and load angle	180
B.2.5 Creation of reference signals	181
B.2.6 Creation of gate pulses to the switches	182
B.3 Implementation of DC-link voltage controller in PSCAD/EMTDC	183
B.3.1 DC-link voltage controller without feed-forwarding of the load current	184
B.3.2 DC-link voltage controller with feed-forwarding of the load current	184
B.3.3 Scaling of the load current	185

APPENDIX C		187
C.	D-STATCOM Controls	187
C.1	INTERPOLATED SWITCHING	189
C.2	USE OF PAGES	191
C.3	D-STATCOM CONTROL STRATEGY	192
C.4	COMPONENTS OF CONTROLS	195
	C.4.1 Phase Locked Oscillator	195
	C.4.2 Generating the Firing Pulses	197
	C.4.3 Control of AC Voltage or Reactive Power	198
	C.4.4 Control of DC Side Volts	199
C.5	MULTIPULSE D-STATCOM	199
C.6	THREE LEVEL D-STATCOM	202
C.7	IMPROVED HARMONIC PERFORMANCE	206
APPENDIX D		208
	HARDWARE SET UP D-STATCOM	208
APPENDIX E		211
	FLOWCHAT OF MAIN MENU	211
BIODATA OF STUDENT		220

Alamat Web ;

<https://docplayer.net/52940545-Universiti-putra-malaysia-development-of-d-statcom-for-voltage-sag-mitigation.html>

Search...

Search for

Log in (/login/)
Registration
(/register/)

UNIVERSITI PUTRA MALAYSIA DEVELOPMENT OF D-STATCOM FOR VOLTAGE SAG MITIGATION

Just Published: C57BL/6 Models

The Most Important Mouse in the World: The Utility and Applications of C57BL/6 M

Best Stock Ima

High quality stock images, c
illustrations. Less Expensive
Others

Depositphotos

DOWN

Similar documents



A STUDY OF SECURITY LIMITATIONS IN VIRTUAL LOCAL AREA
NETWORK IMPLEMENTATION (/11133519-A-study-of-security-
limitations-in-virtual-local-area-network-implementation.html)

A STUDY OF SECURITY LIMITATIONS IN VIRTUAL LOCAL AREA NETWORK
IMPLEMENTATION By ARUMUGAM BALASUNDARAM Thesis Submitted to the School of
Graduate Studies,, in Fulfillment of the Partial Requirements for

More information (/11133519-A-study-of-security-limitations-in-virtual-local-area-
network-implementation.html)

MODELING AND SIMULATION OF SINGLE PHASE INVERTER WITH

