

MILIK PERPUSTAKAA
UNIV. NEGERI PADANG



LAPORAN PENELITIAN

**PEMETAAN OZON PERMUKAAN DI KOTA PADANG
MENGUNAKAN ANALISIS GEOSTATISTIK**

Physics - statistics

Oleh :

Drs. Mahrizal, M.Si
Nofi Yendri Sudiar, S.Si

PERPUSTAKAAN UNIV. NEGERI PADANG	
TANGGAL	: 16-2-2010
NO. INVENTARIS	: 71/Hd/2010-P.1(1)
KOLEKSI	: KI
KLASIFIKASI	: 530.15 Mah P.1

Penelitian ini dibiayai oleh :

**Dana DIPA Universitas Negeri Padang
Tahun Anggaran 2009
Surat Perjanjian Pelaksanaan Penelitian (SP3)
Nomor : 075/H.35.2/PG/DIPA/2009
Tanggal : 16 Juli 2009**


**JURUSAN FISIKA
FAKULTAS MATEMATIKA DAN ILMU PENGETAHUAN ALAM
UNIVERSITAS NEGERI PADANG
2009**


HALAMAN PENGESAHAN

1. Judul penelitian PEMETAAN OZON PERMUKAAN DI KOTA PADANG MENGGUNAKAN ANALISIS GEOSTATISTIK
2. Bidang Ilmu Penelitian Fisika Atmosfer
3. Ketua peneliti
 - a. Nama Lengkap : Drs. Mahrizal, M.Si
 - b. Jenis kelamin : Laki-laki
 - c. NIP : 19510512 197603 1 005
 - d. Pangkat/Golongan : Pembina /IV a
 - e. Jabatan : Lektor Kepala
 - f. Fakultas/Jurusan FMIPA/ Fisika
4. Jumlah Anggota Peneliti 1 (satu) orang
Nama Anggota Peneliti Nofi Yendri Sudiar, S.Si
5. Lokasi penelitian Laboratorium Geofisika FMIPA UNP/Ko
Padang
5. Waktu penelitian 6 Bulan
6. Biaya Rp. 5.000.000
(Lima Juta Rupiah)

Mengetahui,
Dekan FMIPA UNP

Padang, 19 Januari 2009
Ketua Peneliti


Drs. H. Asrul, MA.
NIP. 19520423 197603 1 003


Drs. Mahrizal, M.Si
NIP. 19510512 197603 1 005

Menyetujui,
Ketua Lembaga Penelitian UNP


Prof. Dr. Ahmad Fauzan, M.Pd, M.Sc
NIP. 19650430 199001 1 001

MILIK PERPUSTAKAA
UNIV. NEGERI PADANG



LAPORAN PENELITIAN

PEMETAAN OZON PERMUKAAN DI KOTA PADANG MENGUNAKAN ANALISIS GEOSTATISTIK

Physics - statistics

Oleh :

Drs. Mahrizal, M.Si
Nofi Yendri Sudiar, S.Si

NO. SURAT	: 16-2-2010
NO. SURAT	: HD /
KOLEKSI	: KI
NO. INVENTARIS	: 71/Hd/2010-P.1(1)
KLASIFIKASI	: 530.15 Mah P.1

Penelitian ini dibiayai oleh :

Dana DIPA Universitas Negeri Padang
Tahun Anggaran 2009
Surat Perjanjian Pelaksanaan Penelitian (SP3)
Nomor : 075/H.35.2/PG/DIPA/2009
Tanggal : 16 Juli 2009


JURUSAN FISIKA
FAKULTAS MATEMATIKA DAN ILMU PENGETAHUAN ALAM
UNIVERSITAS NEGERI PADANG
2009


HALAMAN PENGESAHAN

1. Judul penelitian : PEMETAAN OZON PERMUKAAN DI KOTA PADANG MENGGUNAKAN ANALISIS GEOSTATISTIK
2. Bidang Ilmu Penelitian : Fisika Atmosfer
3. Ketua peneliti
- a. Nama Lengkap : Drs. Mahrizal, M.Si
 - b. Jenis kelamin : Laki-laki
 - c. NIP : 19510512 197603 1 005
 - d. Pangkat/Golongan : Pembina /IV a
 - e. Jabatan : Lektor Kepala
 - f. Fakultas/Jurusan : FMIPA/ Fisika
4. Jumlah Anggota Peneliti : 1 (satu) orang
- Nama Anggota Peneliti : Nofi Yendri Sudiar, S.Si
5. Lokasi penelitian : Laboratorium Geofisika FMIPA UNP/K. Padang
5. Waktu penelitian : 6 Bulan
6. Biaya : Rp. 5.000.000
(Lima Juta Rupiah)


Mengetahui,
Dekan FMIPA UNP

Padang, 19 Januari 2009
Ketua Peneliti


Drs. H. Asrul, MA.
NIP. 19520423 197603 1 003


Drs. Mahrizal, M.Si
NIP. 19510512 197603 1 005

Menyetujui,
Ketua Lembaga Penelitian UNP


Prof. Dr. Ahmad Fauzan, M.Pd, M.Sc.
NIP. 19660430 199001 1 001

SURAT KETERANGAN

Dengan ini menerangkan bahwa Laporan Penelitian di bawah ini :

1. Judul penelitian	PEMETAAN OZON PERMUKAAN DI KOTA PADANG MENGGUNAKAN ANALISIS GEOSTATISTIK
2. a. Ketua Peneliti	
Nama Lengkap dan Gelar	Mahrizal, Drs. M.Si
▪ Jenis kelamin	Laki-laki
▪ Golongan Pangkat dan NIP	IV/a /19510512 197603 1 005
Jabatan Fungsional	Lektor Kepala
Jabatan Struktural	Kepala Laboratorium Geofisika FMIPA UNP
▪ Jurusan/Fakultas	Fisika/ FMIPA
▪ Pusat Penelitian	UNP
b. Alamat Ketua Peneliti	
▪ Kantor/Telepon/Fax	Jurusan Fisika FMIPA UNP
▪ Rumah/Telepon	Permata Biru F 15 Batang Kabung Padang
▪ Jurusan/Fakultas	Fisika/ FMIPA
3. Nama Anggota Peneliti	Nofi Yendri Sudiar, S.Si
4 Lokasi penelitian	Laboratorium Geofisika FMIPA UNP/Kota Padang

Telah direvisi sesuai dengan saran dan masukan dari reviewer

Padang, 20 Januari 2009

Pereviu 1



Dr. Mawardi Anwar, M.Si
NIP. 19611123 198903 1 001

Pereviu 2



Drs. H. Asrizal, M.Si
NIP. 19660603 199203 1 001

PEMETAAN OZON PERMUKAAN DI KOTA PADANG MENGGUNAKAN ANALISIS GEOSTATISTIK

Mahrizal, Nofi Yendri Sudiar

Abstrak

Pemanasan global dan kualitas udara, dua fenomena yang akhir-akhir ini mulai menjadi pusat perhatian umat manusia di dunia, termasuk di Indonesia. Pemanasan global tengah mengancam kelangsungan hidup seluruh penduduk bumi. Fenomena ini sangat menarik untuk diteliti karena, selain proses alamiah seperti letusan gunung api dan radiasi matahari penyebab utama pemanasan global adalah akibat aktivitas manusia. Dampak polusi udara pada kesehatan manusia sangat kompleks. Selain dampak pada manusia, polusi udara juga berdampak pada kerusakan lingkungan, seperti tumbuhan, binatang, material, terjadinya gangguan kabut smog fotokimia, material dan konstruksi. Kerusakan lingkungan akibat polusi udara akhirnya juga berdampak pada kenyamanan hidup manusia. Jadi secara langsung maupun tidak langsung polusi udara berdampak pada kesehatan dan kenyamanan kehidupan manusia. Perubahan ozon troposfer (ozon permukaan) akibat proses kimia pembentuk ozon yaitu nitrogen oksida, karbon monoksida dan hidrokarbon, selain berkontribusi pada pemanasan global, juga sangat mempengaruhi kualitas udara, yang berpengaruh langsung terhadap kesehatan manusia.

Pengukuran konsentrasi ozon di Kota Padang dilakukan dengan menggunakan Ozone Analyzer Type TEI 4. Dari hasil pengkajian secara teoritis ditemukan bahwa terdapat hubungan korelasional yang tinggi antara temperatur dan konsentrasi ozon. Adanya hubungan korelasi yang tinggi ini memungkinkan untuk mengukur konsentrasi ozon di lokasi tertentu dengan cara mengukur temperatur di tempat tersebut, dengan menggunakan persamaan regresi antara kedua besaran itu yaitu temperatur dan konsentrasi ozon. Dengan mengambil data yang cukup pada beberapa lokasi berupa data temperatur dan data koordinat geografis, maka dapat dibuat peta contour distribusi konsentrasi ozon permukaan di Kota Padang, yaitu dengan menggunakan software Surfer 8 yang menggunakan metode Kriging.

Dari hasil pemetaan distribusi konsentrasi ozon di Kota Padang, terlihat bahwa distribusi yang tinggi dari konsentrasi ozon terdapat di wilayah bagian Utara, Barat, dan Selatan Kota Padang, yaitu lebih besar dari 10,5 ppb, sedangkan wilayah bagian Timur lebih rendah yaitu dari 10,5 ppb sampai 8 ppb. Konsentrasi ozon pada wilayah Utara, Barat dan Selatan ini masih jauh di bawah nilai ambang batas yang membahayakan yaitu sekitar 51 ppb atau 0,051 ppm seperti yang direkomendasikan Organisasi Kesehatan Dunia (WHO) yang merekomendasikan bahwa tingkat konsentrasi ozon yang sehat adalah lebih kecil dari 51 ppb atau 0,051 ppm.

PENGANTAR

Kegiatan penelitian mendukung pengembangan ilmu serta terapannya. Dalam hal ini, Lembaga Penelitian Universitas Negeri Padang berusaha mendorong dosen untuk melakukan penelitian sebagai bagian integral dari kegiatan mengajarnya, baik yang secara langsung dibiayai oleh dana Universitas Negeri Padang maupun dana dari sumber lain yang relevan atau bekerja sama dengan instansi terkait.

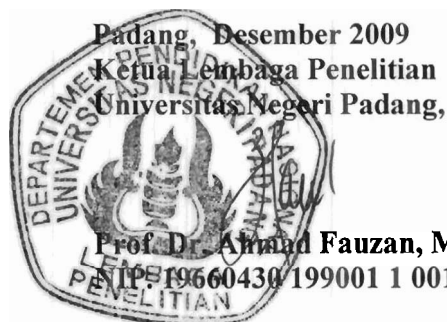
Sehubungan dengan itu, Lembaga Penelitian Universitas Negeri Padang bekerjasama dengan Pimpinan Universitas, telah memfasilitasi peneliti untuk melaksanakan penelitian tentang *Pemetaan Ozon Permukaan di Kota Padang Menggunakan Analisa Geostatistik*, berdasarkan Surat Perjanjian Kontrak Nomor : 490/H35/KU/DIPA/2009 Tanggal 2 April 2009.

Kami menyambut gembira usaha yang dilakukan peneliti untuk menjawab berbagai permasalahan pembangunan, khususnya yang berkaitan dengan permasalahan penelitian tersebut di atas. Dengan selesainya penelitian ini, Lembaga Penelitian Universitas Negeri Padang akan dapat memberikan informasi yang dapat dipakai sebagai bagian upaya penting dalam peningkatan mutu pendidikan pada umumnya. Di samping itu, hasil penelitian ini juga diharapkan memberikan masukan bagi instansi terkait dalam rangka penyusunan kebijakan pembangunan.

Hasil penelitian ini telah ditelaah oleh tim pembahas usul dan laporan penelitian, kemudian untuk tujuan diseminasi, hasil penelitian ini telah diseminarkan ditingkat Universitas. Mudah-mudahan penelitian ini bermanfaat bagi pengembangan ilmu pada umumnya dan khususnya peningkatan mutu staf akademik Universitas Negeri Padang.

Pada kesempatan ini, kami ingin mengucapkan terima kasih kepada berbagai pihak yang membantu terlaksananya penelitian ini, terutama kepada pimpinan lembaga terkait yang menjadi objek penelitian, responden yang menjadi sampel penelitian, dan tim pereviu Lembaga Penelitian Universitas Negeri Padang. Secara khusus, kami menyampaikan terima kasih kepada Rektor Universitas Negeri Padang yang telah berkenan memberi bantuan pendanaan bagi penelitian ini. Kami yakin tanpa dedikasi dan kerjasama yang terjalin selama ini, penelitian ini tidak akan dapat diselesaikan sebagaimana yang diharapkan dan semoga kerjasama yang baik ini akan menjadi lebih baik lagi di masa yang akan datang.

Terima kasih.



DAFTAR ISI

HALAMAN PENGESAHAN	i
ABSTRAK	ii
PENGANTAR	iii
DAFTAR ISI	iv
DAFTAR TABEL	vi
DAFTAR GAMBAR	viii
DAFTAR LAMPIRAN	ix
BAB I PENDAHULUAN	1
A. Latar Belakang Masalah	1
B. Pembatasan dan Perumusan Masalah	3
C. Asumsi-Asumsi	4
BAB II TINJAUAN PUSTAKA	5
A. Landasan Teori	5
1. Keadaan Geografis Kota Padang	5
2. Ozon Troposfer	6
3. Geostatistik	14
B. Kerangka Pemikiran	18
BAB III TUJUAN DAN MANFAAT PENELITIAN	19
A. Tujuan Penelitian	20
B. Manfaat Penelitian	20
BAB IV METODE PENELITIAN	21
A. Wilayah Penelitian dan Waktu Pelaksanaan	21
B. Desain Penelitian	21

C. Instrumen Penelitian	22
D. Teknik Pengumpulan Data	27
E. Teknik Analisis Data	28
BAB V HASIL DAN PEMBAHASAN	34
A. Hasil Penelitian	34
1. Deskripsi Data	34
2. Pengolahan Data	36
B. Pembahasan	50
BAB VI KESIMPULAN DAN SARAN	54
A. Kesimpulan	54
B. Saran- Saran	55
DAFTAR PUSTAKA	56
LAMPIRAN	57

DAFTAR TABEL

No. Tabel	Judul Tabel	Hal
1	Daftar analisis varians untuk uji independen dan uji kelinieran regresi	31
2	Jumlah Data, Rata-Rata Temperatur dan Rata-Rata Konsentrasi Ozon untuk setiap bulan.	34
3	Hasil temperatur rata-rata untuk setiap jam pengukuran di Kota Padang	35
4	Koordinat lokasi pengukuran temperatur di Kota Padang	35
5	Data bulanan untuk temperatur dan konsentrasi ozon dari bulan Juli 2008 sampai dengan bulan Juli 2009.	36
6	Perhitungan untuk menentukan nilai koefisien a	37
7	Perhitungan untuk menentukan nilai koefisien b	37
8	Hasil perhitungan untuk data temperatur dan konsentrasi ozon dari bulan Juli sampai Desember 2008.	38
9	Daftar analisis varians untuk uji independen dan uji kelinieran regresi untuk data bulan Juli 2008	38
10	Daftar analisis varians untuk uji independen dan uji kelinieran regresi untuk data bulan Agustus 2008	39
11	Daftar analisis varians untuk uji independen dan uji kelinieran regresi untuk data bulan September 2008	39
12	Daftar analisis varians untuk uji independen dan uji kelinieran regresi untuk data bulan Oktober 2008	40
13	Daftar analisis varians untuk uji independen dan uji kelinieran regresi untuk data bulan Nopember 2008	40
14	Daftar analisis varians untuk uji independen dan uji kelinieran regresi untuk data bulan Desember 2008	41

15	Hasil perhitungan nilai F untuk uji independen dan kelinieran regresi .	41
16	Perhitungan untuk menentukan Koefisien Korelasi r	42
17	Hasil perhitungan untuk memperoleh konsentrasi ozon (dalam ppb) di 5 lokasi dalam Kota Padang	43
18	File Data XYZ	44
19	Deskripsi Data Temperatur Laboratorium Dan Konsentrasi Ozon Dari Bulan Juli Tahun 2008 Sampai Bulan Juli 2009	45

DAFTAR GAMBAR

No. Gambar	Judul Gambar	Hal
1	Peta Geografis Kota Padang	5
2	Struktur molekul ozon	8
3	Siklus oksigen-ozon di stratosfer	9
4	Diagram dari pemetaan distribusi konsentrasi ozon permukaan di Kota Padang.	19
5	Instrumentasi Thermo Electronic Inc. Type 49 UV Absorption	23
6	UV Photometric O3 Analyzer Model 49	23
7	Data Logger DT50	24
8	Termometer Digital	25
9	Termometer Air Raksa	26
10	Global Positioning System (GPS)	26
11	Peta Kontour Konsentrasi ozon di Kota Padang	44
12	Grafik temperatur laboratorium pada setiap bulan.	46
13	Grafik konsentrasi ozon pada setiap bulan	47
14	Grafik temperatur rata-rata harian untuk setiap Jam pengukuran	48
15	Grafik konsentrasi ozon rata-rata harian untuk setiap Jam pengukuran.	49
16	Keadaan Topografi Kota Padang	50

DAFTAR LAMPIRAN

No.	Judul Lampiran	Hal
Lampiran		
1	DATA TEMPERATUR LABORATORIUM DAN KONSENTRASI OZON BULAN JULI 2008	57
2	DATA TEMPERATUR LABORATORIUM DAN KONSENTRASI OZON BULAN AGUSTUS 2008	59
3	DATA TEMPERATUR LABORATORIUM DAN KONSENTRASI OZON BULAN SEPTEMBER 2008	71
4	DATA TEMPERATUR LABORATORIUM DAN KONSENTRASI OZON BULAN OKTOBER 2008	75
5	DATA TEMPERATUR LABORATORIUM DAN KONSENTRASI OZON BULAN NOPEMBER 2008	87
6	DATA TEMPERATUR LABORATORIUM DAN KONSENTRASI OZON BULAN DESEMBER 2008	104
7	DATA TEMPERATUR LABORATORIUM DAN KONSENTRASI OZON BULAN JANUARI 2009	110
8	DATA TEMPERATUR LABORATORIUM DAN KONSENTRASI OZON BULAN FEBRUARI 2009	118
9	DATA TEMPERATUR LABORATORIUM DAN KONSENTRASI OZON BULAN MARET 2009	121
10	DATA TEMPERATUR LABORATORIUM DAN KONSENTRASI OZON BULAN JULI 2009	127
11	HASIL PENGUKURAN TEMPERATUR DI 5 LOKASI DALAM KOTA PADANG	133
12	KOORDINAT BUJUR TIMUR, LINTANG SELATAN DAN KETINGGIAN KOTA PADANG	134
13	NILAI KRITIS KOEFISIEN KORELASI r	135

A. Latar Belakang Masalah

Pemanasan global dan kualitas udara telah menjadi topik yang paling sering dibahas di seluruh dunia satu dasawarsa terakhir, termasuk di Indonesia. Pemanasan global tengah mengancam kelangsungan hidup seluruh penduduk bumi. Fenomena ini sangat menarik untuk diteliti karena, selain proses alamiah seperti letusan gunung api dan radiasi matahari penyebab utama pemanasan global adalah akibat aktivitas manusia. Sejak era industri, aktivitas manusia merupakan penyumbang utama terjadinya pemanasan global, salah satunya adalah penggunaan bahan bakar fosil. Akibat dari perilaku tersebut terjadi perubahan kelimpahan gas rumah kaca dan aerosol di troposfer sehingga mempengaruhi keseimbangan sistem iklim di seluruh permukaan bumi.

Gas rumah kaca (GRK) adalah gas-gas yang berada di atmosfer yang menyebabkan terjadinya efek rumah kaca diantaranya uap air, CO_2 , CH_3 , N_2O , CFC, ozon, dan gas lainnya. Gas rumah kaca yang mengalami perubahan kelimpahan antara lain CO_2 , CH_4 dan N_2O . CO_2 adalah penyumbang utama GRK. Sumber peningkatan konsentrasi CO_2 antara lain penggunaan bahan bakar fosil, pengaruh perubahan permukaan tanah (pembukaan lahan, penebangan hutan, pembakaran hutan, mencairnya es). Terjadinya peningkatan konsentrasi CH_4 dan sumber utamanya adalah pertanian dan penggunaan bahan bakar fosil. Perubahan konsentrasi N_2O , sumber utamanya adalah dari agrikultural. Kombinasi ketiga komponen utama tersebut menjadi penyumbang terbesar pada pemanasan global.

Kemampuan pemantulan cahaya matahari (albedo), akibat perubahan permukaan bumi dan deposisi aerosol karbon hitam dari salju, mengakibatkan perubahan yang bervariasi, dari pendinginan sampai pemanasan. Perubahan dari pancaran sinar matahari (solar irradiance) tidaklah memberi kontribusi yang besar pada pemanasan global. Kontribusi antropogenik pada aerosol (sulfat, karbon organik, karbon hitam, nitrat dan debu) memberikan efek mendinginkan, tetapi efeknya masih tidak dominan dibanding terjadinya pemanasan, disamping ketidakpastian perhitungan yang masih sangat besar.

Perubahan ozon troposfer (ozon permukaan) akibat proses kimia pembentuk ozon yaitu nitrogen oksida, karbon monoksida dan hidrokarbon, selain berkontribusi pada pemanasan global, juga sangat mempengaruhi kualitas udara, yang berpengaruh langsung terhadap kesehatan manusia. Setelah mempelajari 500.000 orang di AS selama lebih dari periode 18 tahun, Dr. Michael Jerret dari Universitas Berkeley California dan rekan-rekan sejawatnya menemukan bahwa penduduk yang tinggal di daerah dengan tingkat ozon atmosfernya tertinggi, maka 25% sampai 30% lebih mungkin terkena penyakit paru-paru daripada orang yang tinggal di daerah yang lebih bersih udaranya. Jerret (2009) mengatakan “Sekarang kita mengetahui bahwa mengontrol ozon tidak hanya bermanfaat untuk mengurangi pemanasan global, tetapi mengontrol ozon juga memiliki manfaat jangka pendek dalam hal mengurangi kematian akibat gangguan pernafasan. Ini adalah pertama kalinya kita mampu menghubungkan paparan kronis terhadap ozon, salah satu polutan yang menyebar paling luas di dunia, dengan resiko kematian.” Ozon di permukaan bumi merupakan bagian dari kabut asap, yang menjadi salah satu faktor utama penyakit pernafasan.

Kota Padang yang mulai tumbuh menjadi kota besar juga mengalami perubahan terhadap perilaku manusianya yang mengakibatkan semakin bertambah tinggi polusi udara. Selain polusi dari industri, seperti Semen Padang, polusi dari kendaraan yang berbahan bakar fosil juga menjadi penyumbang polusi yang utama di Kota Padang. Perkembangan jumlah kendaraan bermotor yang cukup signifikan telah menambah tinggi konsentrasi gas polutan di udara yang akan menambah pembentukan ozon di troposfer.

Identifikasi awal konsentrasi ozon permukaan telah dilakukan pada bulan Juli sampai Desember 2008 yang diambil di Laboratorium Geofisika Jurusan Fisika FMIPA Universitas Negeri Padang. Konsentrasi ozon permukaan tersebut menunjukkan distribusi harian yang bervariasi. Namun data distribusi ini belum menampilkan distribusi ozon permukaan di Kota Padang.

B. Pembatasan dan Perumusan Masalah

Penelitian yang dilakukan ini diarahkan pada dua sasaran utama yaitu : Meneliti hubungan temperatur dengan konsentrasi ozon permukaan dan membuat pemetaan ozon permukaan di Kota Padang dengan menggunakan analisis geostatistik. Untuk lebih memfokuskan permasalahan dalam penelitian ini maka perlu dilakukan beberapa pembatasan masalah berikut ini :

1. Selang waktu pengambilan data temperatur laboratorium dan konsentrasi yang diukur oleh alat pemantau ozon permukaan, adalah dari bulan Juli 2008 sampai bulan Juli 2009.

2. Pengambilan data temperatur lapangan dan data koordinat geografis dilakukan pada beberapa lokasi yang dianggap dapat mencakup wilayah Kota Padang secara keseluruhan.
3. Metoda geostatistik yang digunakan adalah metoda kriging.

Berdasarkan paparan di atas, maka rumusan masalah yang dibahas dalam penelitian ini adalah apakah distribusi konsentrasi ozon permukaan di Kota Padang dapat dipetakan menggunakan analisis geostatistik.

C. Asumsi-Asumsi

Dalam membuat pemetaan distribusi konsentrasi ozon permukaan di Kota Padang dengan menggunakan analisis geostatistik dikemukakan beberapa asumsi sebagai berikut :

1. Hubungan regresi yang digunakan antara temperatur dan konsentrasi ozon adalah regresi linier.
2. Produksi ozon di suatu tempat sebagian besar disebabkan oleh penyinaran matahari.
3. Nilai temperatur di suatu tempat ditentukan oleh intensitas penyinaran matahari di tempat tersebut.

BAB II TINJAUAN PUSTAKA

A. Landasan Teori

1. Keadaan Geografis Kota Padang

Kota Padang adalah ibukota Propinsi Sumatera Barat yang terletak di pantai barat pulau Sumatera dan berada antara $0^{\circ}44'00''$ Lintang Selatan (LS) dan $1^{\circ}08'35''$ Lintang Selatan serta antara $100^{\circ}05'05''$ Bujur Timur (BT) dan $100^{\circ}34'09''$ Bujur Timur seperti dapat dilihat pada Gambar 1.



Gambar 1. Peta Geografis Kota Padang

Luas Kota Padang adalah $694,96 \text{ km}^2$, setara dengan $1,64 \%$ luas Propinsi Sumatera Barat yang luasnya 42.297 km^2 . Kota Padang terdiri dari 11 kecamatan yaitu : Koto

Tengah, Pauh, Kuranji, Nanggalo, Padang Utara, Padang Barat, Padang Timur, Lubuk Kilangan, Padang Selatan, Lubuk Begalung, dan Bungus Teluk Kabung. Sebelah Utara Kota Padang berbatasan dengan Kabupaten Padang Pariaman, Sebelah Timur dengan Kabupaten Solok, Sebelah Selatan dengan Kabupaten Pesisir Selatan dan sebelah Barat dengan Kabupaten Mentawai.

Selain di daratan pulau Sumatera, Kota Padang memiliki 19 pulau dimana yang terbesar adalah Pulau Sikuai di Kecamatan Bungus Teluk Kabung seluas 38,6 km², Pulau Toran di kecamatan Padang Selatan seluas 25 km² dan Pulau Pisang Gadang seluas 21,12 km² juga di Kecamatan Padang Selatan.

Sebagian besar yaitu 52,52 persen berupa hutan lindung yang terdapat pada sebelah Timur dan Selatan, yang sisanya untuk pemukiman, perkantoran, industri dan lahan pertanian.

Wilayah daratan Kota Padang yang ketinggiannya sangat bervariasi, yaitu antara 0-1853 m diatas permukaan laut dengan daerah tertinggi adalah Kecamatan Lubuk Kilangan. Kota Padang memiliki banyak sungai, yaitu 5 sungai besar dan 16 sungai kecil, dengan sungai terpanjang yaitu Batang Kandis sepanjang 20 km. Tingkat curah hujan Kota Padang mencapai rata-rata 405,58 mm perbulan dengan rata-rata hari hujan 17 hari per bulan. suhu udaranya cukup tinggi yaitu antara 23⁰-32⁰ C pada siang hari dan pada malam hari adalah antara 22⁰-28⁰ C. Kelembabannya berkisar antara 78-81 persen.

2. Ozon Troposfer

Ozon merupakan molekul triatomik, yang tersusun oleh oleh tiga molekul oksigen, seperti dapat dilihat pada Gambar 2, dan bersifat lebih tidak stabil dibandingkan dengan

oksigen. Ozon terdapat di lapisan atmosfer bumi, yaitu di stratosfer dan troposfer. Fungsi dan pengaruh ozon yang terdapat pada kedua lapisan atmosfer ini sangat berbeda. Ozon di lapisan stratosfer, disebut juga sebagai lapisan ozon atau ozonosfer, berperan sebagai lapisan pelindung bumi dari sinar ultraviolet yang berbahaya bila masuk ke bumi dengan intensitas yang tinggi. Lapisan ozon pada stratosfer terletak antara 10 sampai dengan 50 km di atas permukaan bumi, yang dikenal juga sebagai ozon bagus.


Akan tetapi ozon di lapisan troposfer yang disebut juga ozon permukaan berperan sebagai gas rumah kaca sehingga dapat menyokong perubahan iklim. Selain gas-gas rumah kaca yang telah disepakati pada Protokol Kyoto, para ilmuwan juga menyebutkan beberapa zat yang harus diwaspadai karena ikut berperan terhadap pemanasan global. Zat-zat tersebut adalah ozon, uap air, dan aerosol. Zat-zat ini juga dapat dikategorikan sebagai gas rumah kaca. Ozon merupakan gas rumah kaca yang secara kontinyu dihasilkan dan dirusak di atmosfer melalui reaksi kimia. Di troposfer, aktivitas manusia telah meningkatkan kadar ozon melalui pelepasan gas seperti karbon monoksida, hidrokarbon, dan oksida-oksida nitrogen, yang dapat bereaksi secara kimia menghasilkan ozon.

Pada konsentrasi tertentu, ozon di permukaan juga dapat berperan sebagai polutan yaitu pencemar sekunder yang terbentuk akibat reaksi kompleks antara prekursornya, yaitu NO_x (nitrogen oksida) dan hidrokarbon dengan pemanasan sinar matahari. Reaksi pembentukan ozon ini terutama terjadi di daerah dengan tingkat polusi tinggi atau bisa juga beberapa kilometer dari sumber polusi akibat tertiup angin.

Ozon bersifat sangat reaktif dan berbahaya bagi kesehatan manusia. Ozon adalah oksidator kuat yang bisa bereaksi dengan senyawa kimia lain membentuk oksidan yang

beracun. Sifat kimia dari ozon pada dasarnya adalah gas beracun, sangat reaktif, sangat korosif dan berbahaya jika terhirup terlalu banyak.

Lapisan troposfer berada sekitar 10 sampai dengan 18 kilometer diatas permukaan bumi dan tersusun oleh banyak lapisan. Ozon terkonsentrasi lebih besar pada lapisan bawah dan mejadi masalah karena efek yang buruk pada kesehatan manusia. Konsentrasi ozon troposfer meningkat disebabkan oleh aktivitas manusia, sebagian besar karena pembakaran bahan bakar fosil.

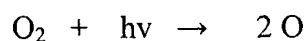


Gambar 2. Struktur molekul ozon

(Sumber : <http://www.dirgantara-lapan.or.id/jizonpolud/htm/ozon.htm>)

Produksi ozon baik di stratosfer maupun di troposfer berlangsung dengan cara reaksi kimia yang sama yaitu berupa reaksi fotokimia. Sinar matahari mengenai molekul oksigen dan memecahkannya secara fotolisis menghasilkan dua atom oksigen radikal. Atom oksigen radikal ini kemudian bereaksi dengan molekul oksigen yang masih tersisa menghasilkan ozon seperti dapat dilihat pada Gambar 3.

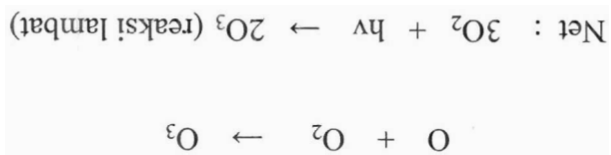
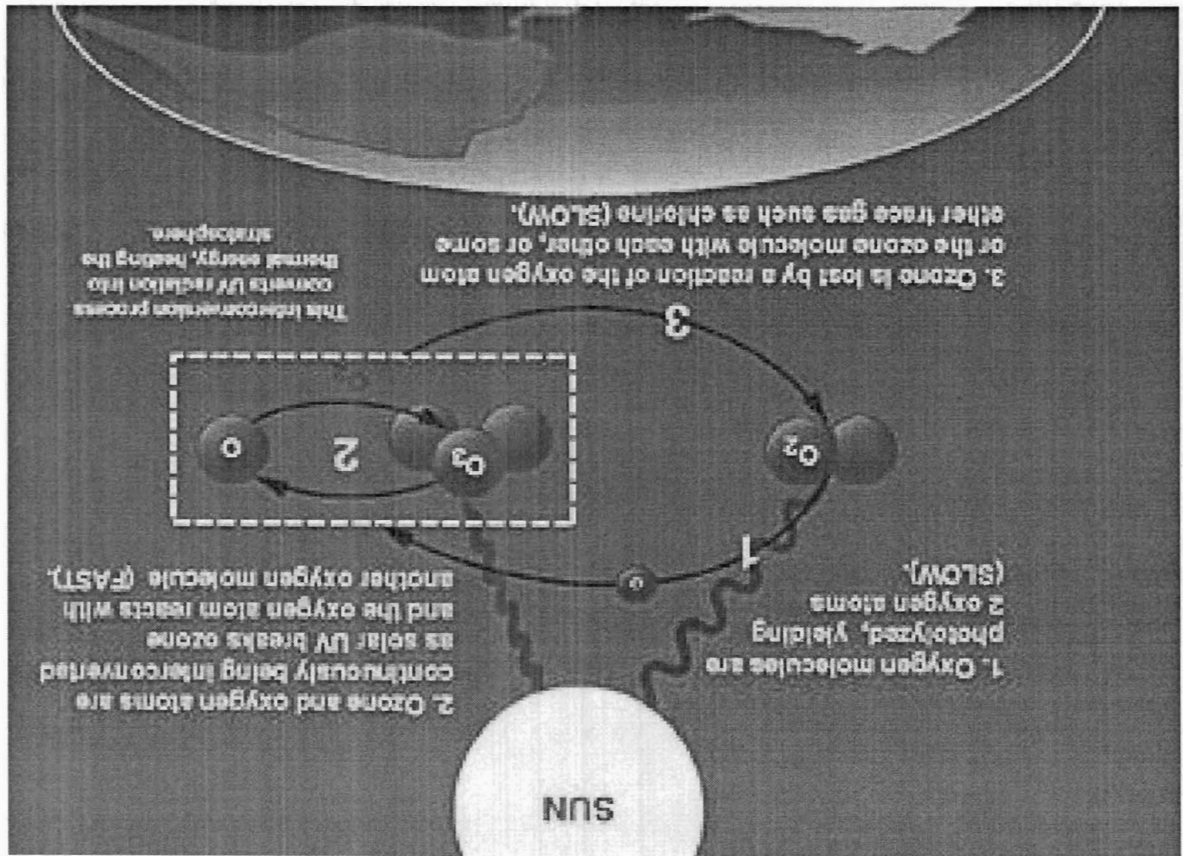
Siklus pembentukan ozon ini kemudian disebut sebagai siklus oksigen-ozon. Reaksinya seperti berikut:



(panjang gelombang kurang dari 240 nm)

Ozon di troposfer berasal 10 % dari transport ozon di stratosfer. Selain itu, sumber ozon di troposfer juga berasal dari aktivitas manusia dengan mekanisme yang sedikit berbeda dengan ozon di stratosfer yaitu dengan adanya polutan baik akibat kegiatan industri

Gambar 3. Siklus oksigen-ozon di stratosfer
 (Sumber : <http://www.dirgantara-lapan.or.id/jizoonpold/hm/ozon.htm>)



maupun akibat kebakaran sampah domestik maupun kebakaran hutan. Karbon monoksida yang terpapar ke udara menyusul kebakaran jika berinteraksi dengan sinar ultraviolet, akan membentuk ozon permukaan pada lapisan troposfer (0-10 km di atas permukaan bumi), bersama polutan lain seperti metana dan nitrogen oksida. disebut "ozon jelek".

Lokasi "ozon jelek" di bawah lokasi konsentrasi "ozon bagus" di lapisan stratosfer (10-50 km di atas permukaan bumi). Di sinilah yang disebut lapisan ozon. Di atmosfer, komposisi ozon terbagi dua. "Ozon jelek" pada lapisan troposfer mencapai 10 persen. Pada lapisan stratosfer merupakan "ozon bagus" (90 persen). Disebut "ozon jelek" karena di sanalah berbagai gas polutan siap mengganggu kesehatan manusia, mulai dari infeksi saluran pernapasan hingga tumbuhan kerdil. Sementara lapisan ozon berfungsi menyerap radiasi sinar ultraviolet (UV).

Karena sifatnya yang jelek, keberadaan "ozon jelek" harus diminimalisasi. Salah satu caranya, kurangi paparan karbon monoksida ke udara. Jumlah ozon (O_3) di atmosfer sangat sedikit. Dari 10 juta molekul udara, rata-rata ditemukan 3 molekul ozon. Gas itu beracun, reaktif, dan korosif (cepat menyebabkan karat pada logam). Asap kebakaran menyebabkan volume ozon pada lapisan troposfer bertambah besar. Sayangnya, membahayakan makhluk hidup di bumi.

Dengan demikian secara umum ozon dapat dibagi menjadi dua kategori yaitu ozon total dan ozon permukaan. Ozon total meliputi seluruh konsentrasi ozon yang ada di lapisan stratosfer maupun troposfer. Ozon permukaan adalah ozon troposfer pada ketinggian paling bawah di permukaan bumi, Di troposfer ozon berperan sebagai gas rumah kaca sehingga dapat menyokong perubahan iklim. Pada konsentrasi tertentu, ozon di permukaan juga dapat berperan sebagai polutan.

Dewasa ini umat manusia mengkhawatirkan terjadinya penipisan lapisan ozon sebagai pelindung semua kehidupan. Kondisi ozon stratosfer secara global menurun 3% dalam kurun waktu 1980 ~ 2000. Di atas Antartika menipis 50 % pada musim dingin dan musim panas. Menipisnya lapisan ozon mengakibatkan ultraviolet yang mencapai bumi meningkat. Meningkatnya radiasi ultra violet ini diketahui sangat berbahaya untuk makhluk hidup. Montreal protokol dan amandemennya yang membatasi penggunaan bahan kimia perusak ozon, memperlihatkan bahwa penipisan ozon tampak menjadi lebih lambat. Perubahan iklim juga akan mempunyai pengaruh seberapa cepat penipisan ozon akan pulih.

Menurut Afif Budiyo (2009) terdapat hubungan yang erat antara konsentrasi ozon dengan temperatur :

Polusi ozon, perlu dipertimbangkan pada saat musim kemarau tiba. Saat itu kondisi cuaca sangat mendukung pembentukan ozon permukaan karena pencahayaan matahari lebih banyak diterima di permukaan bumi. Kondisi temperatur yang panas normalnya terjadi pada musim kemarau sehingga pembentukan ozon lebih banyak terjadi. Umumnya konsentrasi ozon lebih tinggi pada musim kemarau dibandingkan dengan musim hujan.

Untuk menghindari paparan ozon pada siang hari menurut Afif Budiyo (2009) perlu dilakukan langkah-langkah sebagai berikut :

Ketika tingkat konsentrasi ozon permukaan tinggi dan tidak sehat, Anda mempunyai kemungkinan lebih tinggi akan terpapar oleh polusi ozon, dan juga mempunyai kemungkinan lebih tinggi akan gangguan sistem pernapasan. Hal itu terutama bagi yang mempunyai aktivitas dan kesibukan tinggi di luar rumah. Gambaran ini merupakan pengalaman yang baik bagi kesehatan sehingga kita dapat mengatur aktivitas kita di luar rumah dan tahu kapan kita harus merubah jadwal aktivitas. Bagaimana menjaga kesehatan kita dari paparan polusi ozon dan kapan tingkat konsentrasi ozon yang tinggi dan tidak sehat? : (1). Kurangi waktu aktivitas di luar rumah bila tidak diperlukan, terutama pada siang hari. (2). Jadwalkan aktivitas luar Anda pada pagi hari dan sore hari, saat konsentrasi ozon lebih rendah.(3). Kurangi intensitas keluar rumah, seperti jalan-jalan, olah raga, dan aktivitas lain pada daerah

yang berpotensi mengalami polusi ozon, seperti pada tempat-tempat padat transportasi, terutama pada siang hari. (4). Bila kita tahu konsentrasi ozon tinggi, usahakan tetap tinggal di ruangan/di dalam rumah. (5). Kurangi menggerakkan badan atau bekerja keras di luar, ketika konsentrasi ozon tinggi.(6). Gunakan transportasi umum, untuk membantu mengurangi tingkat emisi transportasi yang berkontribusi pada produksi ozon.

Disamping itu Ninong Komala (2009) menyatakan hubungan yang sangat kuat antara ozon dengan temperatur :

Telah dilakukan analisis keterkaitan ozon dengan temperatur dari data Watukosek 1993-2005 dengan tujuan untuk melakukan pemanfaatan hasil penelitian (data profil ozon dan temperatur vertikal Watukosek), mencari level ketinggian yang mempunyai keterkaitan sangat besar antara ozon dengan temperatur. Penelitian dilakukan dengan membuat profil bulanan untuk ozon dan temperatur kemudian dicari level ketinggian yang mempunyai nilai korelasi profil ozon dan temperatur paling besar. Hasil penelitian menunjukkan bahwa korelasi antara ozon dan temperatur Watukosek dari data 1993-2005 korelasi yang besar sekali (koefisien korelasi lebih besar dari 0.9) diperoleh dari data pada ketinggian 15-20 km sedangkan untuk ketinggian 0.05 sampai dengan 3.0 km korelasinya antara 0.738-0.961

Besarnya batas standar polusi ozon bagi kesehatan dan lingkungan ternyata tidak sama untuk berbagai negara termasuk Indonesia seperti yang dikemukakan oleh Afif Bidiyono (2009) :

Sebagai gambaran badan perlindungan lingkungan Amerika atau US-EPA mengeluarkan batas standar polusi ozon bagi kesehatan dan lingkungan sebesar 80 ppb pada tahun 1997, dan 75 ppb pada tahun 2008. Beberapa negara bagian seperti Alaska, Dakota Utara dan Selatan, Montana, Washington, Oregon, dan Carolina Utara menerapkan batas 60 ppb, sementara Organisasi Kesehatan Dunia atau WHO telah merekomendasikan tingkat konsentrasi ozon yang sehat adalah lebih kecil dari 51 ppb atau 0,051 ppm. Bagaimana dengan Indonesia? Indonesia melalui Peraturan Pemerintah Republik Indonesia No. 41 Tahun 1999 tentang Pengendalian Pencemaran Udara, menetapkan nilai ambang batas untuk baku mutu ozon sebesar 235 g/m³ atau setara dengan 120 ppb atau 0,1198 ppm.

Menurut Neiburger dkk (1995: 311-312) terjadi pergeseran sumber polutan dari pembakaran batubara dan limbah industri ke pembakaran minyak bumi yang menghasilkan polutan fotokimia :

Sampai pertengahan abad ke 20, masalah pencemaran udara terutama berkenaan dengan hasil pembakaran batubara-yaitu jelaga, sulfur dioksida, dan abu terbang-dan limbah dari kegiatan industri peleburan dan pabrik baja. Pada kelembaban tinggi, tetes-tetes air mengembun pada asap batubara, membentuk kabut 'pea soup' yang sangat pekat, yang terdapat khas di kota seperti London, Pittsburgh dan St Louis. Dalam tahun-tahun belakangan ini, bahan berasal dari minyak bumi telah menggantikan batubara sebagai sumber utama energi di banyak tempat : minyak bakar dan gas alam untuk pemanasan dan pembangkit tenaga listrik; dan bensin, avtur (untuk pesawat jet), dan minyak solar untuk sarana angkutan. Penggunaan bahan bakar ini menimbulkan suatu pencemaran udara jenis baru; dalam hal ini reaksi fotokimia memegang peranan penting. Reaksi foto kimia adalah suatu reaksi dengan penyerapan sinaran yang mendorong atau memudahkan terjadinya perubahan kimia. Dalam kabut-asap fotokimia, nitrogen dioksida menyerap sinaran surya sehingga menimbulkan serangkaian reaksi. Jika terdapat hidrokarbon, proses tersebut akan menyebabkan pembentukan ozon dan bahan lain yang sangat reaktif, mengganggu, dan beracun.

Kehadiran ozon dalam konsentrasi tinggi sangat berbahaya bagi kesehatan manusia, terutama yang berhubungan dengan pernafasan. Menurut Irwin W. Sherman dan Vilia G. Sherman (1975 : 416) kehadiran ozon yang berlebihan dapat berbahaya

Sulfur dioxide, nitric oxide, or ozone can inhibit the beating of cilia in the lining of the breathing passageways. Without the sweeping action, particles from the air accumulate in the lungs. Many of the particles can bear poisonous materials on the their surfaces. The result may include chronic bronchitis, bronchial asthma, empysema, or cancer.

Produksi ozon terutama disebabkan oleh penyinaran oleh matahari dan adanya hidrokarbon yang belum terbakar seperti yang dikemukakan oleh Irwin W. Sherman dan Vilia G. Sherman (1983 : 625) :

The abundant sunshine in southern California contributes to the production of ozone by reaction $\text{NO}_2 \rightarrow \text{NO} + \text{O}$; the oxygen reacts with unburned hydrocarbons and atmospheric oxygen to yield ozone. Automobile, sun light, and ozone are a self-

perpetuating and dangerous combination that produces photochemical air pollution. Ozone at 1 ppm disrupt photosynthesis and at 0.1 ppm adversely affect the lungs. On a clear day the ozone content is about 0.02 ppm, but on summer air-polluted days in Los Angeles and environ it may be as high as 0.5 ppm!

3. Geostatistik

Geostatistik merupakan suatu disiplin yang menerapkan bermacam-macam metoda kriging untuk interpolasi spasial optimal (Carr, 1995). Sedangkan Matheron (1963) mendefinisikan geostatistik adalah ilmu yang khusus mempelajari distribusi dalam ruang, yang sangat berguna untuk insinyur tambang dan ahli geologi, seperti grade, ketebalan, akumulasi, dan termasuk semua aplikasi praktis untuk masalah-masalah yang muncul di dalam evaluasi endapan bijih.

Geostatistik pada awalnya dikembangkan pada industri mineral untuk melakukan perhitungan cadangan mineral, seperti emas, perak, platina. D.K. Krige seorang insinyur pertambangan Afrika Selatan, mendekati masalah ini dari titik pandang probabilistik yang kemudian oleh George Matheron, seorang insinyur dari Ecoles des Mines, Fontainebleau, Perancis memberikan perhatian pada pekerjaan Krige dan menerapkan teori probabilistik dan statistik untuk memformulasikan pendekatan Krige dala perhitungan cadangan bijih, yang dikenal dengan metoda kriging.

Pada perkembangan selanjutnya banyak aplikasi statistik multivariat dimasukkan ke dalam geostatistik, misalnya trend surface analysis, cluster analysis, factor analysis, diskriminant analysis, dan principle component analysis. Bahkan saat ini, suatu metode yang bukan mendasarkan pada teori probabilistik dipakai untuk analisis di bidang ilmu kebumian, misalnya fuzzy logic yang mendasarkan teori himpunan yang dikenal dengan

istilah *fuzzy set theory* seperti pada metode FCM (Fuzzy c-mean cluster analysis). Metode ini sekarang banyak dipakai untuk analisis petrografi, pemodelan porositas dan permeabilitas, dan GIS.

Penerapan geostatistik secara praktis saat ini dapat dikatakan tak terbatas. Setiap eksperimen yang dibuat dalam kerangka ruang (seperti data dalam koordinat ruang dan nilai) dapat menggunakan geostatistik sebagai alat bantu untuk mengolah dan menginterpretasikannya. Yang membuat geostatistik sangat berguna adalah kemampuannya untuk mengkarakterisasi dalam artian penerapan struktur spasial dengan model probabilistik secara konsisten. Struktur spasial ini dikarakterisasi oleh variogram. Secara mendasar, ada dua macam metoda yang didasarkan pada variogram dan covariance yang tersedia:

- (1) Untuk pemetaan dan estimasi, variogram dapat digunakan untuk menginterpolasi antara titik data kriging)
- (2) Untuk mengkarakterisasi suatu ketidaktentuan pada estimasi (volume minyak bumi, kadar di atas cut-off, resiko polusi), variogram yang sama dapat digunakan.

Sebagai suatu ilmu dasar, tidak ada batas dalam penggunaan geostatistik untuk untuk **bidang tertentu**. Geostatistik dapat digunakan pada bidang-bidang: industri pertambangan (pada awalnya dikembangkan), juga perminyakan, lingkungan, meteorologi, geofisika, pertanian dan perikanan, kelautan, ilmu tanah, fisika media heterogen, teknik sipil, akutansi, dan barangkali astrofisika.

a. Kriging

Kriging adalah metode geostatistik yang digunakan untuk mengestimasi nilai dari sebuah titik atau blok sebagai kombinasi linier dari sampel yang terdapat di sekitar titik yang akan diestimasi. Bobot kriging diperoleh dari hasil variansi estimasi minimum dengan memperluas penggunaan semi-variogram. Estimator kriging dapat diartikan sebagai variabel tidak bias dan penjumlahan dari keseluruhan bobot adalah satu. Bobot inilah yang dipakai untuk mengestimasi nilai dari ketebalan, ketinggian, kadar atau variabel lain.

Kriging memberikan lebih banyak bobot pada sampel dengan jarak terdekat dibandingkan dengan sampel dengan jarak lebih jauh, kemenerusan dan anisotropi merupakan pertimbangan yang penting dalam kriging, bentuk geometri dari data dan karakter variabel yang diestimasi serta besar dari blok yang ditaksir.

Kriging memiliki sifat-sifat sebagai berikut :

- (1) Struktur dan korelasi variabel melalui fungsi $\gamma(h)$.
- (2) Hubungan geometri relatif antar data yang mencakup hal penaksiran dan penaksiran volume melalui (S_i, S_j) (hubungan antar data) dan sebagai (S_i, V) (hubungan antara data dan volume).
- (3) Jika variogram isotrop dan pola data teratur, maka sistem kriging akan memberikan data yang simetri.
- (4) Dalam banyak hal hanya sampel-sampel di dalam blok dan di sekitar blok memberikan estimasi dan mempunyai suatu faktor bobot masing-masing nol.

- (5) Dalam hal ini jangkauan radius sampel yang pertama atau kedua pertama tidak mempengaruhi (tersaring).
- (6) Efek screen ini akan terjadi, jika tidak ada nugget effect atau kecil sekali $\epsilon = C_0/C$.
- (7) Efek nugget ini menurunkan efek screen.
- (8) Untuk efek nugget yang besar, semua contoh mempunyai bobot yang sama.
- (9) Sampel-sampel yang terletak jauh dari blok dapat diikutsertakan dalam estimasi ini melalui harga rata-ratanya.

Pada dasarnya Kriging adalah suatu *geostatistical gridding method* yang sangat berguna dan populer di berbagai lapangan. Metoda ini menghasilkan pemetaan yang sangat menarik yang di buat dari data spasial yang tidak teratur. Kriging adalah metoda gridding yang sangat fleksibel, yang dapat menghasilkan grid yang sangat akurat dengan menggunakan model variogram yang bersesuaian.

Dalam program aplikasi Surfer 8 metoda Kriging dapat merupakan suatu interpolator yang eksak atau yang halus tergantung pada parameter yang digunakan users.

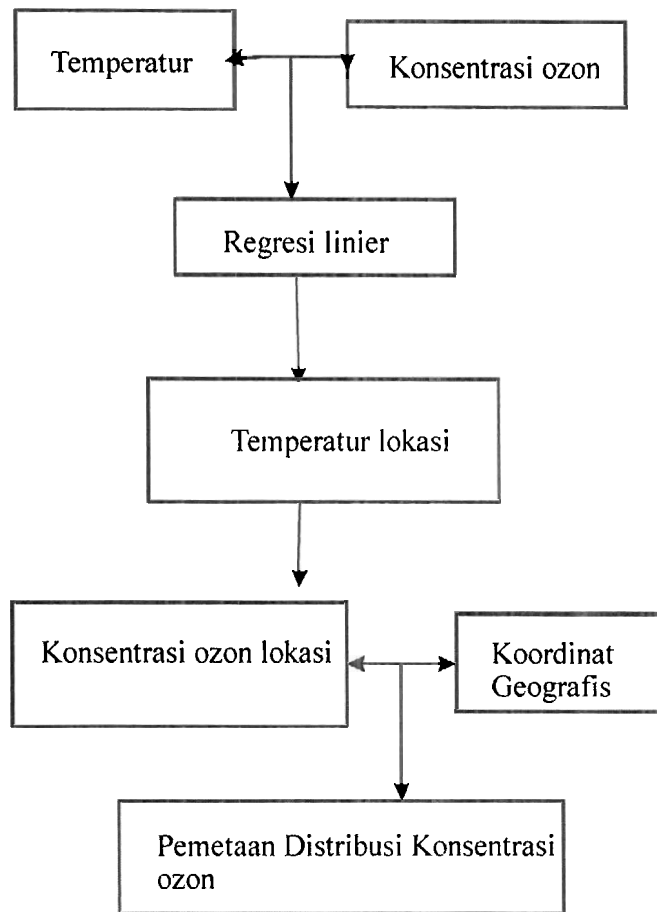
b. Jenis Kriging

Surfer 8 memiliki 2 jenis Kriging yaitu *Point Kriging* (hanya metoda jenis ini yang ada di dalam **Surfer 6**) dan *Block Kriging*. Algoritma yang dipakai pada kedua jenis Kriging ini adalah algoritma *Ordinary* (no drift) dan *Universal Kriging* (linear or quadratic drift). Baik *Point Kriging* maupun *Block Kriging* keduanya menghasilkan suatu interpolasi grid. *Point Kriging* mengestimasi nilai dari titik-titik pada grid, sedangkan *Block Kriging* mengestimasi nilai rata-rata dari blok persegi pada pusat grid. Blok adalah ukuran dan

bentuk dari sel grid. Karena *Block Kriging* mengestimasi nilai rata-rata dari sebuah blok, maka metoda ini menghasilkan contour yang lebih halus, tetapi karena tidak mengestimasi nilai pada suatu titik, maka *Block Kriging* tidaklah merupakan suatu interpolator yang sempurna.

B. Kerangka Pemikiran

Berdasarkan analisis teoritis yang telah dilakukan dapat dikemukakan kerangka pemikiran dari pemetaan distribusi konsentrasi ozon permukaan di Kota Padang menggunakan analisis geostatistik seperti skema berikut ini



Gambar 4. Diagram dari pemetaan distribusi konsentrasi ozon permukaan di Kota Padang.

BAB III

TUJUAN DAN MANFAAT PENELITIAN

B. Tujuan Penelitian

Tujuan penelitian ini adalah :

1. Menentukan hubungan antara temperatur dengan konsentrasi ozon.
2. Pemetaan ozon permukaan di Kota Padang menggunakan analisis geostatistik.
3. Menentukan variasi bulanan dari temperatur dan konsentrasi ozon di Kota Padang.
4. Menentukan variasi harian dari temperatur dan konsentrasi ozon di Kota Padang.

C. Manfaat Penelitian

Hasil dari penelitian ini diharapkan dapat berguna bagi:

1. Perkembangan ilmu fisika atmosfer.
2. Menjadi masukan bagi Pemerintah Kota Padang mengenai kualitas udara atmosfer untuk warga kota, terutama untuk pengembangan pemukiman.
3. Menjadi masukan bagi instansi terkait seperti LAPAN, GAW dan BMKG.

BAB IV METODE PENELITIAN

A. Wilayah Penelitian dan Waktu Lokasi Penelitian

Penelitian dilakukan di Laboratorium Geofisika Jurusan Fisika FMIPA Universitas Negeri Padang dan 5 lokasi di Kota Padang , yaitu Batas Utara Kota Padang, Lubuk Minturun, Laboratorium Geofisika UNP, Pusat Kota dan Indarung. Penelitian dimulai tanggal 16 Juli 2009 sampai 22 Nopember 2009. Pengambilan data temperatur dan konsentrasi ozon dilakukan di Laboratorium Geofisika Jurusan Fisika FMIPA Universitas Negeri Padang, sedangkan pengambilan data temperatur dilakukan di 5 lokasi di atas.

B. Desain Penelitian

Pengukuran konsentrasi ozon di Kota Padang dilakukan dengan menggunakan Ozone Analyzer Type TEI 49 yaitu peralatan sampling otomatis untuk mengukur konsentrasi ozon, milik Global Atmosphere Watch Bukit Kototabang Indonesia yang ditempatkan di Laboratorium Geofisika Jurusan Fisika FMIPA Universitas Negeri Padang. Disamping mengukur konsentrasi ozon, alat ini juga mengukur beberapa besaran fisis lainnya diantaranya temperatur laboratorium dan tekanan udara. Dari hasil pengkajian secara teoritis ditemukan bahwa terdapat hubungan korelasional yang tinggi antara temperatur dan konsentrasi ozon. Alat pemantau ozon ini tidak dapat dibawa kemana-mana karena harus diinstal pada suatu tempat, karena itu tidak memungkinkan untuk mengukur konsentrasi ozon di berbagai lokasi. Adanya hubungan korelasi yang tinggi ini memungkinkan untuk mengukur konsentrasi ozon di lokasi tertentu dengan cara mengukur temperatur di tempat tersebut. Tentu saja hal baru dapat dilakukan dengan terlebih dahulu mengetahui persamaan


hubungan regresi antara kedua besaran itu yaitu temperatur dan konsentrasi ozon. Dengan mengambil data yang cukup pada beberapa lokasi berupa data temperatur dan data koordinat geografis, maka dapat dibuat peta contour distribusi konsentrasi ozon permukaan di Kota Padang, yaitu dengan menggunakan software Surfer 8 yang menggunakan metode Kriging.

C. Instrumen Penelitian

Peralatan yang digunakan dalam penelitian ini adalah :

1. Instrumentasi Thermo Electronic Inc. Type 49 UV Absorption yang terdiri dari :
 - a. UV Photometric O3 Analyzer Model 49
 - b. Data Logger DT50
 - c. Personal Computer (PC)


Seperti dapat dilihat pada Gambar 5, Gambar 6, dan Gambar 7.



Gambar 5. Instrumentasi Thermo Electronic Inc. Type 49 UV Absorption



Gambar 6. UV Photometric O3 Analyzer Model 49



Gambar 7. Data Logger DT50

Peralatan ini memiliki Standard Operating Procedure (SOP) untuk pengambilan data ozon permukaan dengan software DTWin. Petunjuk ini untuk diaplikasikan pada data logger DT50 dan software DTWin. Peralatan terdiri pada data logger DT50 dan software DTWin (keduanya produk dari Data Electronics Inc., Australia). Modul elektronik DT50 terletak pada kotak besi dan kabel-kabel koneksi dapat terlihat dari luar. Lampu LED telah dikeluarkan dari dalam modul sehingga terlihat dari luar pada kotak besi. DT50 dioperasikan sebagai data logger dalam mode *overflow* dengan kapasitas 13650 baris data. Komunikasi antara DT50 and PC dilakukan melalui COM1: (RS232, serial port, 4800 baud). Sinyal analog output dari TEI49 ANALYZER terhubung dengan unit sebagai *single-ended voltage inputs*.


Data logger dikonfigurasi terhadap sample pada laju sampling maksimum. Selama beroperasi normal, (=memonitor konsentrasi ozon permukaan udara ambient), rata-rata 10 minute data disimpan pada internal memori data logger. Data logger dikontrol dengan

software DTWin (Data Electronics) menggunakan 'macros'. Data dapat dibaca dalam bentuk Teks dengan pemisah koma /comma-separated.


Data logger dialiri oleh tegangan 220V/12V AC dan harus tetap tersuplai dengan sumber arus setiap waktu. Sebuah batere dapat diisi (rechargeable sealed lead-acid battery) Panasonic LC-R064R2CH 6V, 4.2Ah memberikan tenaga cadangan pada data logger selama listrik mati. Terminal 'hidup' dari data logger ini telah diaktifkan sehingga unit ini tidak akan pernah mati. Hal ini dapat dilihat dari kedipan lampu LED setiap 2 detik. PC hanya perlu dinyalakan ketika akan men-download data.

2. Termometer Digital dan Termometer Air Raksa

Peralatan pengukur temperatur yang dipakai adalah termometer Digital sebanyak 1 buah dan termometer air raksa sebanyak 5 buah. Untuk keperluan pengukuran temperatur di lapangan digunakan termometer air raksa ZEAL BS 2841 made in England yang memiliki tingkat ketelitian 0,5 derajat, seperti dapat dilihat pada Gambar 8 dan Gambar 9.




Gambar 8. Termometer Digital



Gambar 9. Termometer Air Raksa

3. Global Positioning System (GPS)

Peralatan GPS ini digunakan untuk mengukur koordinat geografis lokasi di Kota Padang. GPS yang dipakai adalah GPS 12 XL Garmin seperti dapat dilihat pada Gambar 10.



Gambar 10. Global Positioning System (GPS)

D. Teknik Pengumpulan Data

Data yang diambil pada penelitian ini ada 2 jenis, yaitu data primer dan data sekunder. Data primer yaitu data yang langsung diambil di lapangan berupa data temperatur dan data koordinat geografis berupa koordinat Bujur Timur dan Lintang Selatan, di 5 lokasi dalam Kota Padang, yaitu Batas Utara Kota Padang, Lubuk Minturun, Laboratorium Geofisika, Pusat Kota dan Indarung. Pemilihan lokasi didasarkan pada perbedaan ketinggian, kepadatan penduduk, keramaian lalu lintas, kawasan industri dan hutan kota. Pengumpulan data dilakukan selama 5 hari kerja dan 9 kali pengukuran setiap harinya yaitu pukul 08.00,09.00,10.00,11.00,12.00,13.00,14.00,15.00, dan 16.00 WIB. Pengukuran temperatur dilakukan dengan menggunakan Termometer Digital dan Termometer Air Raksa, sedangkan pengukuran koordinat lokasi dilakukan dengan menggunakan Global Positioning System (GPS).

Data sekunder berupa data temperatur laboratorium (TLAB) dalam skala derajat Celcius ($^{\circ}\text{C}$) dan konsentrasi ozon dalam part per billion (ppb). Pengambilan data ini dilakukan dengan menggunakan Ozone Analyzer Type TEI 49 milik Global Atmosphere Watch Bukit Kototabang Indonesia yang ditempatkan di Laboratorium Geofisika Jurusan Fisika FMIPA Universitas Negeri Padang. Data sekunder ini dijadikan referensi, karena stasiun pengamat ozon tidak dapat dibawa kemana-mana, sehingga diperlukan korelasi antara temperatur dan konsentrasi ozon, berupa persamaan regresi sebagai acuan untuk pemetaan distribusi ozon permukaan di Kota Padang.

Pelaksanaan penelitian terdiri atas dua tahap, yaitu pengambilan data temperatur laboratorium (TLAB) dan konsentrasi ozon (AVG) di Laboratorium Geofisika UNP dan pengambilan data temperatur dan koordinat geografis di lapangan. Ozon permukaan di Kota Padang dipantau dengan menggunakan peralatan Ozone Analyzer Type TEI 49

milik Global Atmosphere Watch Bukit Kototabang Indonesia yang ditempatkan di Laboratorium Geofisika Jurusan Fisika FMIPA Universitas Negeri Padang. Pengambilan data ozon permukaan ini dimulai tanggal 16 Juli 2009 sampai 24 Oktober 2009, dengan menggunakan SOFTWARE DTWin, versi 1.2 yang dibuat oleh Jörg Klausen, GAW QA/SAC Switzerland, EMPA Dübendorf, Switzerland dan Asep F Ilahi, Stasiun Pemantau Atmosfer Global Bukit Kototabang, Indonesia.

E. Teknik Analisis Data

Analisis data terdiri dari analisis regresi dan korelasi, pembuatan peta contour ozon, menentukan temperatur laboratorium dan konsentrasi ozon rata-rata dari bulan Juli 2008 sampai bulan Juli 2009 dan menentukan temperatur dan konsentrasi ozon rata-rata harian di Kota Padang.

1. Analisis Regresi

Data yang diperoleh cukup banyak sehingga perlu dikelompokkan berdasarkan data bulanan. Pengelompokan ini memudahkan pengolahan data. Data yang diambil mulai dari akhir Juli 2008 yaitu ketika peralatan GAW ini mulai diinstal di Laboratorium Geofisika Jurusan Fisika FMIPA Universitas Negeri Padang, sampai bulan Juli 2009. Beberapa kali peralatan ini mengalami kerusakan sehingga ada beberapa bulan atau beberapa minggu atau beberapa hari data tidak dapat diperoleh. Data-data juga perlu disortir karena mengalami penyimpangan seperti keluarnya angka 99999 dan bernilai negative.

Dari data temperatur laboratorium dan data konsentrasi ozon yang diperoleh ditentukan persamaan regresi linier dengan menggunakan persamaan(Sujana,1996:315) :

$$Y = a + bX \quad (1)$$

Koefisien a dan b dicari dari persamaan :

$$a = \frac{(\sum Y)(\sum X^2) - (\sum X)(\sum XY)}{n\sum X^2 - (\sum X)^2} \quad (2)$$

$$b = \frac{n\sum XY - (\sum X)(\sum Y)}{n\sum X^2 - (\sum X)^2} \quad (3)$$

Dalam hal ini X adalah data temperatur dan Y adalah data konsentrasi ozon.

Persamaan regresi ini menunjukkan hubungan linier antara temperatur dan konsentrasi ozon. Dengan mengetahui temperatur suatu lokasi dapat dihitung konsentrasi ozon di tempat tersebut.

Untuk mengetahui ketergantungan variabel Y terhadap X perlu dilakukan uji independen antara X dan Y, dengan dengan nilai

$$F = \frac{S_{reg}^2}{S_{res}^2} \quad (4)$$

Dengan

$$S_{reg}^2 = JK(b | a) \quad (5)$$

Dan

$$S^2_{res} = \frac{\sum (Y_i - \hat{Y}_i)^2}{n-2} \quad (6)$$

Jika $F \geq F_{(1-\alpha)(1, n-2)}$ maka berarti variabel Y tergantung dari variabel X.

Dalam hal ini $JK(b | a)$ adalah jumlah kuadrat-kuadrat karena regresi (b | a) yang besarnya adalah

$$JK(b | a) = b \left\{ \sum X_i Y_i - \frac{(\sum X_i)(\sum Y_i)}{n} \right\} \quad (7)$$

Hubungan masing-masing jumlah kuadrat-kuadrat ini adalah

Jumlah kuadrat-kuadrat total = Jumlah kuadrat-kuadrat karena regresi (a) + Jumlah kuadrat-kuadrat karena regresi (b | a) + Jumlah kuadrat-kuadrat residu. Hubungan di atas dapat ditulis sebagai

$$\sum Y_i^2 = \frac{(\sum Y_i)^2}{n} + JK(b | a) + JK_{(Res)} \quad (8)$$

Untuk itu perlu disiapkan daftar analisis varians (ANOVA) untuk uji kelinieran regresi dan uji independen, seperti berikut :

Tabel 1. Daftar analisis varians untuk uji independen dan uji kelinieran regresi

Sumber Variasi	dk	JK	KT	F
Total	n	$\sum Y_i^2$	$\sum Y_i^2$	-
Regresi (a)	1	$(\sum Y_i)^2 / n$	$(\sum Y_i)^2 / n$	
Regresi (b a)	1	$JK_{reg} = JK(b a)$	$S^2_{reg} = JK(b a)$	$\frac{S^2_{reg}}{S^2_{res}}$
Residu	n-2	$JK_{res} = \sum (Y_i - \hat{Y}_i)^2$	$S^2_{res} = \frac{\sum (Y_i - \hat{Y}_i)^2}{n-2}$	
Tuna cocok	k-2	JK(TC)	$S^2_{TC} = \frac{JK(TC)}{k-2}$	$\frac{S^2_{TC}}{S^2_E}$
Kekeliruan	n-k	JK(E)	$S^2_E = \frac{JK(E)}{n-k}$	

Persamaan regresi ini perlu diuji sifat lineritasnya. Untuk menguji sifat lineritas ini digunakan persamaan

$$F = \frac{S_{TC}^2}{S_e^2} \quad (9)$$

Di mana

$$S_{TC}^2 = \frac{JK(TC)}{k-2} \quad (10)$$

dan

$$S_e^2 = \frac{JK(E)}{n-k} \quad (11)$$

Dimana JK (E) adalah jumlah kuadrat – kuadrat kekeliruan eksperimen dan JK(TC) adalah jumlah kuadrat-kuadrat tuna cocok model linier. Jika $F \geq F_{(1-\alpha)(k-2, n-k)}$ maka hipotesis model regresi linier ditolak.

2. Analisis Korelasi

Untuk menentukan derajat hubungan antara variabel yaitu antara temperatur dan konsentrasi ozon dilakukan analisis korelasi. Karena hanya melibatkan dua kategori, maka yang dihitung hanya koefisien korelasi r . Untuk perhitungan koefisien korelasi r dari sekumpulan data (X_i, Y_i) berukuran n digunakan rumus

$$r = \frac{n \sum X_i Y_i - (\sum X_i)(\sum Y_i)}{\sqrt{\{n \sum X_i^2 - (\sum X_i)^2\} \{n \sum Y_i^2 - (\sum Y_i)^2\}}} \quad (12)$$

3. Pembuatan Peta Contour Ozon

Dari data suhu yang diperoleh dari berbagai tempat di Kota Padang dapat ditentukan konsentrasi ozon di lokasi tersebut dengan menggunakan persamaan regresi. Langkah selanjutnya adalah membuat pemetaan dengan menggunakan software Surfer 8. Peta Contour Konsentrasi Ozon di Kota Padang dibuat dengan menggunakan program Surfer. Untuk membuat peta contour diperlukan 3 tahap : (1) Membuat File Data XYZ, dimana X adalah data koordinat Lintang Selatan, Y adalah data koordinat Bujur Timur dan Z adalah data konsentrasi ozon, (2) Membuat File Grid dan (3) Membuat Peta Contour.

Untuk membuat File Data XYZ data koordinat diubah terlebih dahulu kedalam data desimal. Dari perintah File | New pilih *Worksheet*, kemudian klik OK sehingga tersedia lembaran kerja kosong. Lembaran kerja ini diisi dengan data X,Y dan Z. File Data XYZ ini kemudian disimpan dengan memilih pilihan *Golden Software Data (*.DAT)*

Langkah selanjutnya adalah membuat File Grid. Dari menu Window pilih Plot, kemudian dipilih perintah Grid|Data. Dalam dialog Open, diklik file data XYZ yang telah disimpan sebelumnya. Dengan mengklik OK maka proses Gridding akan berlangsung yang diiringi dengan pembuatan laporan gridding (*Grid Report*).

Langkah terakhir adalah pembuatan Peta Contour. Dari menu Window dipilih perintah Map | Contour Map | New Contour Map atau dengan mengklik tombol sebelah kanan layar. Pada dialog Open Grid dipilih file grid yang telah dibuat dan dengan mengklik tombol Open maka Peta Kontour Konsentrasi ozon di Kota Padang dihasilkan dengan menggunakan metode Kriging.

BAB V HASIL DAN PEMBAHASAN

A. Hasil Penelitian

1. Deskripsi Data

Data temperatur laboratorium dan konsentrasi ozon yang diperoleh dari Ozone Analyzer Type TEI 49 dikelompokkan menjadi data bulanan yang dicantumkan pada Lampiran 1, 2, 3,4,5,6,7, 8,9, dan 10. yang meliputi data temperatur laboratorium (TLAB), data konsentrasi ozon rata-rata (AVG), Standard deviasi (SD), harga konsentrasi ozon paling kecil (MIN) dan paling besar (MAX), dari bulan Juli 2008 sampai bulan Juli 2009, selama 10 bulan karena tidak ada data untuk bulan April dan Mei 2009. Gambaran umum dari data yang berupa jumlah data, rata-rata temperatur laboratorium dan rata-rata konsentrasi ozon untuk setiap bulan dicantumkan pada Tabel 2.

Tabel 2. Jumlah Data, Rata-Rata Temperatur dan Rata-Rata Konsentrasi Ozon untuk setiap bulan.

No.	Bulan/Tahun	Jumlah Data	Rata-Rata Temperatur (°C)	Rata-Rata Konsentrasi Ozon (ppb)
1	Juli 2008	292	29.0	15.129
2	Agustus 2008	1369	30.5	15.423
3	September 2008	345	29.0	10.256
4	Oktober 2008	1386	31.2	15.179
5	Nopember 2008	1988	31.0	11.650
6	Desember 2008	684	30.8	11.051
7	Januari 2009	838	31.8	19.912
8	Februari 2009	222	29.6	11.019
9	Maret 2009	577	31.7	14.975
10	Juli 2009	582	30.1	13.657

Pengukuran temperatur dilakukan 5 tempat yang berbeda di Kota Padang, selama 5 hari kerja yaitu pada tanggal 31 Oktober, 1,7,21 dan 22 Nopember 2009 dengan 9 kali pengukuran yaitu pukul 08.00, 09.00, 10.00,11.00,12.00,13.00,14.00,15.00 dan 16.00 WIB untuk setiap harinya. Hasil pengukuran berupa hasil rata-rata untuk setiap jam pengukuran dicantumkan di dalam Tabel 3, sedangkan hasil pengukuran lengkap dari temperatur dicantumkan pada Lampiran 11.

Tabel 3. Hasil temperatur rata-rata untuk setiap jam pengukuran di Kota Padang

No.	LOKASI	JAM									RERATA HARIAN
		8	9	10	11	12	13	14	15	16	
1	BATAS UTARA KOTA	28.8	29.9	30.0	31.8	32.4	32.9	32.5	31.4	29.9	31.1
2	LUBUK MINTURUN	27.4	27.8	28.3	29.1	30.2	31.0	30.9	29.6	28.6	29.2
3	LAB. FISIKA UNP	27.5	28.2	28.6	29.1	29.4	30.6	31.1	31.0	29.9	29.5
4	PUSAT KOTA	28.8	29.3	30.1	29.9	30.7	32.3	30.3	30.5	30.4	30.3
5	INDARUNG	27.2	27.4	27.9	28.1	28.7	29.6	29.6	28.9	27.2	28.3
	RATA-RATA	27.9	28.5	29.0	29.6	30.3	31.3	30.9	30.3	29.2	29.7

Disamping itu juga dilakukan pengukuran koordinat untuk ke 5 lokasi tersebut. Hasilnya dicantumkan pada Tabel 4.

Tabel 4. Koordinat lokasi pengukuran temperatur di Kota Padang

No.	Lokasi	Bujur Timur			Lintang Selatan		
		Derjad	Menit	Detik	Derjad	Menit	Detik
1	BATAS UTARA KOTA	100	18.0	57.20	0	48	07.30
2	LUBUK MINTURUN	100	22.0	50.30	0	50	20.20
3	LAB. FISIKA UNP	100	20.0	48.10	0	53	43.20
4	PUSAT KOTA	100	21.0	36.20	0	57	05.90
5	INDARUNG	100	27.0	57.60	0	57	21.90

2. Pengolahan Data

Pengolahan data dilakukan dalam beberapa tahap. Tahap pertama adalah mencari persamaan regresi. Persamaan ini diperlukan untuk mencari hubungan antara variabel temperatur dengan variabel konsentrasi ozon. Dengan persamaan regresi dapat dihitung konsentrasi ozon di suatu tempat dengan cara mengukur temperatur di tempat tersebut. Tahap kedua adalah menguji regresi linier. Tahap ketiga adalah pembuatan peta contour konsentrasi ozon di Kota Padang.

a. Perhitungan Persamaan Regresi.

Untuk menentukan persamaan regresi, data terlebih dahulu dilakukan tabulasi data temperatur (X) dan konsentrasi ozon (Y) untuk setiap bulan seperti tercantum dalam Tabel 5.

Tabel 5. Data bulanan untuk temperatur dan konsentrasi ozon dari bulan Juli 2008 sampaidengan bulan Juli 2009.

No.	BUL/THN	JML	X	Y	XY	X ²	Y ²
1	JUL 2008	292	8,481.7	4,417.71	129,919.56	247,186.85	76,960.20
2	AGU 2008	1,369	41,713.3	21,113.42	654,316.30	1,274,207.99	423,075.37
3	SEP 2008	345	10,000.9	3,538.38	104,237.49	290,528.31	48,354.91
4	OKT 2008	1,386	43,215.2	21,038.27	663,951.75	1,350,267.16	405,899.07
5	NOP 2008	1,988	61,618.3	23,160.40	722,507.81	1,915,120.85	334,331.60
6	DES 2008	684	21,071.6	7,558.64	235,953.31	651,200.72	111,972.29
7	JAN 2009	838	26,651.1	16,686.36	539,331.89	849,240.13	435,611.59
8	FEB 2009	222	6,577.0	2,446.31	74,200.01	195,415.62	36,002.26
9	MAR 2009	577	18,269.0	8,640.73	274,972.11	579,344.28	192,890.30
10	JUL 2009	582	17,531.3	7,948.15	245,136.21	530,093.09	152,277.69
	JUMLAH	8283	255,129.40	116,548.39	3,644,526.45	7,882,605.00	2,217,375.28

Untuk menghitung nilai koefisien a dan b diperlukan tabel persiapan yaitu Tabel 6 dan Tabel 7.

Tabel 6. Perhitungan untuk menentukan nilai koefisien a

No.	Besaran	Nilai	Nilai Koefisien a
1	$(\sum Y)(\sum X^2)$	918,704,898,108.14	-55.437
2	$(\sum X)(\sum XY)$	929,825,847,289.04	
3	$n\sum X^2$	65,291,617,215.00	
4	$(\sum X)^2$	65,091,010,744.36	

Tabel 7. Perhitungan untuk menentukan nilai koefisien b

No.	Besaran	Nilai	Nilai Koefisien b
1	$n\sum XY$	30,187,612,611.86	2.257
2	$(\sum X)(\sum Y)$	29,734,920,046.28	
3	$n\sum X^2$	65,291,617,215.00	
4	$(\sum X)^2$	65,091,010,744.36	

Dari perhitungan yang dilakukan diperoleh nilai a sebesar -55,437 dan nilai b sebesar 2,257. Dengan demikian persamaan regresi linier adalah

$$Y = -55,437 + 2,257 X \quad (13)$$

b. Pengujian Independen Variabel X dan Y dan Regresi Linier.

Pengujian terhadap ketergantungan variabel Y terhadap X dan kelinieran regresi dilakukan terhadap beberapa kelompok data saja, karena banyaknya data yang harus diuji, yaitu dari bulan Juli 2008 sampai Desember 2008. Hasil perhitungan untuk data temperatur

dan konsentrasi ozon dari bulan Juli sampai Desember 2008, diperoleh hasil seperti pada Tabel 8.

Tabel 8. Hasil perhitungan untuk data temperatur dan konsentrasi ozon dari bulan Juli sampai Desember 2008.

Bulan	n	$\sum X$	$\sum Y$	JK(E)	$\sum X^2$	$\sum Y^2$	$\sum XY$	k	b
JUL 2008	292	8,481.70	4,417.71	4,957.23	247,186.85	76,960.20	129,919.56	62	1.951
AGU 2008	1369	41,713.30	21,113.42	56,566.50	1,274,207.99	423,075.37	654,316.30	68	3.427
SEP 2008	345	10,000.90	3,538.38	6,260.85	290,528.31	48,354.91	104,237.49	49	2.683
OKT 2008	1386	43,215.20	21,038.27	57,472.77	1,350,267.16	405,899.07	663,951.75	71	2.825
NOP 2008	1988	61,618.30	23,160.40	51,249.13	1,915,120.85	334,331.60	722,507.81	75	0.885
DES 2008	684	21,071.6	7,558.644	18,450.447	651,200.720	111,972.289	235,953.313	70	1.504

Dari data pada Tabel 8 kemudian dilakukan analisis varians untuk uji independen dan uji kelinieran regresi untuk data bulan Juli 2008 guna memperoleh nilai F seperti dapat dilihat pada Tabel 9.

Tabel 9. Daftar analisis varians untuk uji independen dan uji kelinieran regresi untuk data bulan Juli 2008

Sumber Variasi	dk	JK	KT	F
Total	292	76,960.20	-	-
Regresi (a)	1	66,836.17	66,836.17	
Regresi (b a)	1	3,118.37	3,118.37	129.09
Residu	290	7,005.66	24.16	
Tuna cocok	60	2,048.43	34.14	
Kekeliruan	230	4,957.23	21.55	1.58

Dari data pada Tabel 8 kemudian dilakukan analisis varians untuk uji independen dan uji kelinieran regresi untuk data bulan Agustus 2008 guna memperoleh nilai F seperti dapat dilihat pada Tabel 10.

Tabel 10. Daftar analisis varians untuk uji independen dan uji kelinieran regresi untuk data bulan Agustus 2008

Sumber Variasi	dk	JK	KT	F
Total	1368	423,075.37		
Regresi (a)	1	325,621.99	325,621.99	
Regresi (b a)	1	37,669.58	37,669.58	861.34
Residu	1367	59,783.80	43.73	
Tuna cocok	66	3,217.30	48.75	
Kekeliruan	1301	56,566.50	43.48	1.12

Dari data pada Tabel 8 kemudian dilakukan analisis varians untuk uji independen dan uji kelinieran regresi untuk data bulan September 2008 guna memperoleh nilai F seperti dapat dilihat pada Tabel 11.

Tabel 11. Daftar analisis varians untuk uji independen dan uji kelinieran regresi untuk data bulan September 2008

Sumber Variasi	dk	JK	KT	F
Total	345	48,354.91		
Regresi (a)	1	36,290.32	36,290.32	
Regresi (b a)	1	4,471.23	4,471.23	201.97
Residu	343	7,593.36	22.14	
Tuna cocok	47	1,332.51	28.35	
Kekeliruan	296	6,260.85	21.15	1.34

Dari data pada Tabel 8 kemudian dilakukan analisis varians untuk uji independen dan uji kelinieran regresi untuk data bulan Oktober 2008 guna memperoleh nilai F seperti dapat dilihat pada Tabel 12.

Tabel 12. Daftar analisis varians untuk uji independen dan uji kelinieran regresi untuk data bulan Oktober 2008

Sumber Variasi	dk	JK	KT	F
Total	1386	405,899.07	-	
Regresi (a)	1	319,342.63	319,342.63	
Regresi (b a)	1	22,549.27	22,549.27	487.57
Residu	1384	64,007.16	46.25	
Tuna cocok	69	6,534.40	94.70	
Kekeliruan	1315	57,472.77	43.71	2.17

Dari data pada Tabel 8 kemudian dilakukan analisis varians untuk uji independen dan uji kelinieran regresi untuk data bulan Nopember 2008 guna memperoleh nilai F seperti dapat dilihat pada Tabel 13.

Tabel 13. Daftar analisis varians untuk uji independen dan uji kelinieran regresi untuk data bulan Nopember 2008

Sumber Variasi	dk	JK	KT	F
Total	1988	334,331.60	-	
Regresi (a)	1	269,821.01	269,821.01	
Regresi (b a)	1	4,112.42	4,112.42	135.22
Residu	1986	60,398.17	30.41	
Tuna cocok	73	9,149.04	125.33	
Kekeliruan	1913	51,249.13	26.79	4.68

Dari data pada Tabel 8 kemudian dilakukan analisis varians untuk uji independen dan uji kelinieran regresi untuk data bulan Desember 2008 guna memperoleh nilai F seperti dapat dilihat pada Tabel 14.

Tabel 14. Daftar analisis varians untuk uji independen dan uji kelinieran regresi untuk data bulan Desember 2008

Sumber Variasi	dk	JK	KT	F
Total	684	111,972.29	-	
Regresi (a)	1	83,527.92	83,527.92	
Regresi (b a)	1	4,660.65	4,660.65	133.64
Residu	682	23,783.72	34.87	
Tuna cocok	68	5,333.27	78.43	
Kekeliruan	614	18,450.45	30.05	2.61

Dari hasil perhitungan nilai F untuk uji independen dan kelinieran regresi diperoleh hasil seperti pada Tabel 15.

Tabel 15. Hasil perhitungan nilai F untuk uji independen dan kelinieran regresi

No.	Bulan	Uji independen		Kesimpulan	Uji Kelinieran		Kesimpulan
		F hitung	F tabel		F hitung	F tabel	
1	Juli 2008	129.09	3,89	Dependen	1.58	1,32	Mendekati
2	Agustus 2008	861.34	3,85	Dependen	1.12	1,28	Diterima
3	September 2008	201.97	3,89	Dependen	1.34	1,38	Diterima
4	Oktober 2008	487.57	3,85	Dependen	2.17	1,41	Mendekati
5	Nopember 2008	135.22	3,85	Dependen	4.68	1,41	Mendekati
6	Desember 2008	133.64	3,86	Dependen	2.61	1,30	Mendekati

Dari hasil pengujian nilai F yang dihitung dengan nilai F dalam tabel untuk distribusi F pada taraf kepercayaan 95 % seperti dapat dilihat pada Tabel 15, diperoleh kesimpulan sebagai berikut :

1. Untuk uji independen semua data menunjukkan bahwa nilai F hitung jauh diatas nilai F tabel yang berarti bahwa variabel Y sangat tergantung pada X atau nilai X dapat digunakan untuk menaksir nilai Y.
2. Untuk uji kelinieran regresi, 2 kelompok data menunjukkan bahwa model regresi linier dapat diterima karena F hitung < F tabel, sedangkan 4 kelompok data memberikan harga F hitung yang tidak jauh berbeda dari nilai F tabel. Ini berarti bahwa model regresi linier dapat dipakai.

Dengan demikian temperatur dapat digunakan untuk menghitung konsentrasi ozon di berbagai tempat di Kota Padang dengan menggunakan persamaan regresi linier seperti pada Persamaan (13).

c. Analisis Korelasi

Untuk menghitung koefisien korelasi r diperlukan tabel persiapan yaitu Tabel 16.

Tabel 16. Perhitungan untuk menentukan Koefisien Korelasi r

No.	Besaran	Nilai	Koefisien Korelasi r
1	$n \sum X_i Y_i$	30,187,612,611.8556	0.4621.
2	$(\sum X_i)(\sum Y_i)$	29,734,920,046.2778	
3	$\{n \sum X_i^2 - (\sum X_i)^2\}$	200,606,470.6400	
	$\{n \sum Y_i^2 - (\sum Y_i)^2\}$	4,782,992,940.3455	

Dari perhitungan yang dilakukan diperoleh nilai koefisien korelasi sebesar $r = 0.4621$.

d. Pembuatan Peta Contour Konsentrasi Ozon di Kota Padang

Konsentrasi ozon permukaan di Kota Padang dapat diperoleh dengan menggunakan Persamaan (7) dimana X adalah data temperatur dalam $^{\circ}\text{C}$ dan Y adalah data konsentrasi ozon dalam ppb. Dengan menggunakan Persamaan (7) diperoleh konsentrasi ozon di 5 lokasi dalam Kota Padang untuk setiap harga rata-rata jam pengukuran, seperti dapat dilihat pada Tabel 17.

Tabel 17. Hasil perhitungan untuk memperoleh konsentrasi ozon (dalam ppb) di 5 Lokasi dalam Kota Padang

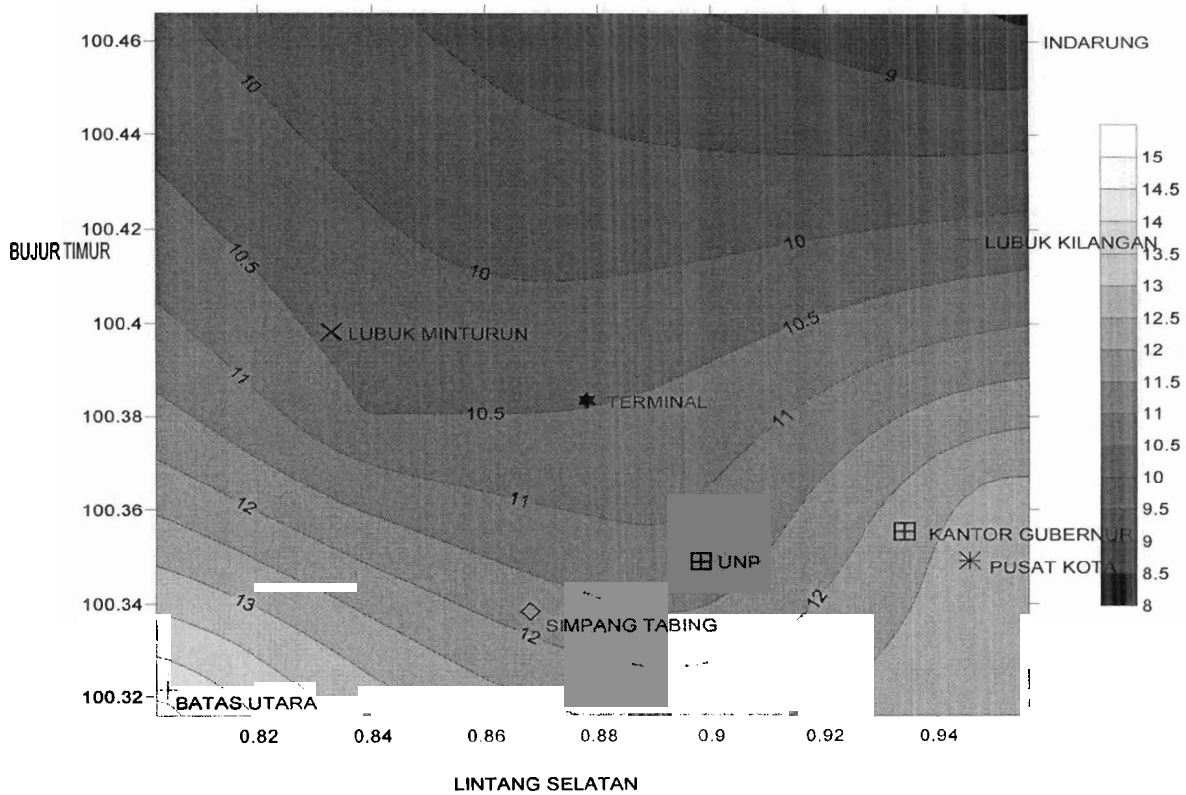
NO.	LOKASI	JAM									RATA-RATA
		8	9	10	11	12	13	14	15	16	
1	BATAS UTARA KOTA	9.565	12.047	12.273	16.336	17.690	18.818	17.916	15.433	12.047	14.680
2	LUBUK MINTURUN	6.405	7.308	8.436	10.242	12.724	14.530	14.304	11.370	9.113	10.492
3	LAB. FISIKA UNP	6.631	8.210	9.113	10.242	10.919	13.627	14.756	14.530	12.047	11.119
4	PUSAT KOTA	9.565	10.693	12.499	12.047	13.853	17.464	12.950	13.402	13.176	12.850
5	INDARUNG	5.953	6.405	7.533	7.985	9.339	11.370	11.370	9.790	5.953	8.411
	RATA-RATA	7.624	8.933	9.971	11.370	12.905	15.162	14.259	12.905	10.467	11.511

Untuk membuat Peta Contour Konsentrasi Ozon di Kota Padang diperlukan File Data XYZ seperti yang tercantum pada Tabel 18. Nilai X adalah nilai koordinat Lintang Selatan dalam bentuk desimal, nilai Y adalah nilai koordinat Bujur Timur, dan nilai Z adalah nilai konsentrasi ozon.

Tabel 18. File Data XYZ

X	Y	Z
0.8020	100.3158	14.680
0.8389	100.3806	10.492
0.8953	100.3466	11.119
0.9516	100.3600	12.849
0.9560	100.4660	8.411

Setelah melalui proses gridding diperoleh Peta Kontour Konsentrasi ozon di Kota Padang , seperti dapat dilihat pada Gambar 11.



Gambar 11. Peta Kontour Konsentrasi ozon di Kota Padang

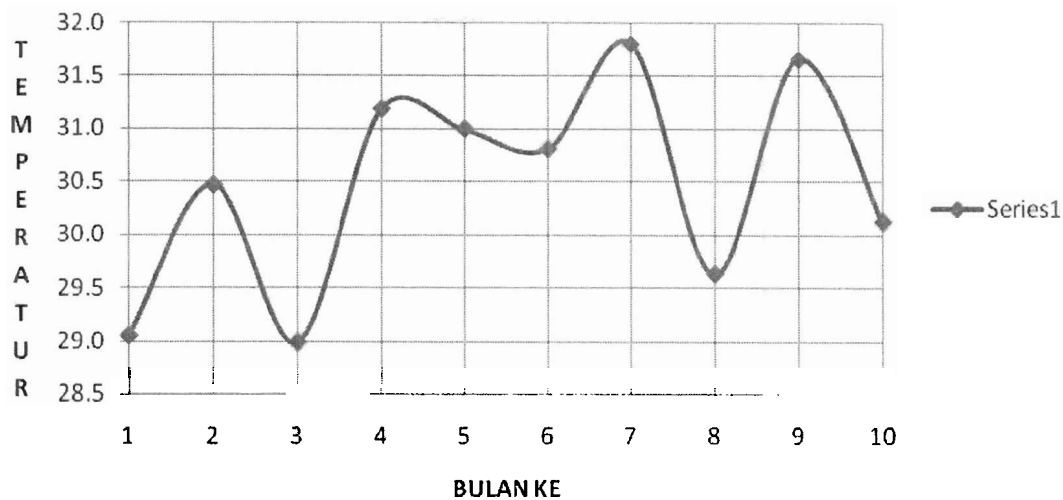
e. Menentukan Temperatur Laboratorium dan Konsentrasi Ozon Rata-Rata dari Bulan Juli 2008 sampai Bulan Juli 2009

Dari hasil pengukuran yang dilakukan di Laboratorium Geofisika FMIPA Universitas Negeri Padang diperoleh data temperatur dan konsentrasi ozon dari bulan Juli 2008 sampai bulan Juli 2009 seperti dapat dilihat pada Tabel 19 . Data ini meliputi nilai rata-rata dari temperatur laboratorium (TLAB), nilai minimum (MIN) , nilai maksimum (MAK), nilai rata-rata konsentrasi ozon (AVG), nilai minimum (MIN) dan nilai maksimum (MAK),

Tabel 19. Deskripsi Data Temperatur Laboratorium Dan Konsentrasi Ozon Dari Bulan Juli Tahun 2008 Sampai Bulan Juli 2009

NO.	BULAN	TEMPERATUR LABORATORIUM			KONSENTRASI OZON			JUMLAH DATA
		TLAB	MIN	MAK	AVG	MIN	MAK	
1	Juli 2008	29.0	25.2	32.3	15.129	2.711	32.037	292
2	Agustus 2008	30.5	26.9	33.6	15.423	2.018	44.551	1369
3	September 2008	29.0	26.7	31.8	10.256	1.682	40.531	345
4	Oktober 2008	31.2	27.2	34.4	15.179	2.166	69.406	1386
5	Nopember 2008	31.0	26.8	34.3	11.650	2.238	47.795	1988
6	Desember 2008	30.8	26.7	33.7	11.051	1.929	38.613	684
7	Januari 2009	31.8	28.6	34.6	19.912	2.110	55.249	838
8	Februari 2009	29.6	26.2	33.1	11.019	2.259	40.687	222
9	Maret 2009	31.7	28	33.8	14.975	1.868	71.756	577
10	Juli 2009	30.1	26.3	33.7	13.657	1.423	48.874	582
	Jumlah							8283

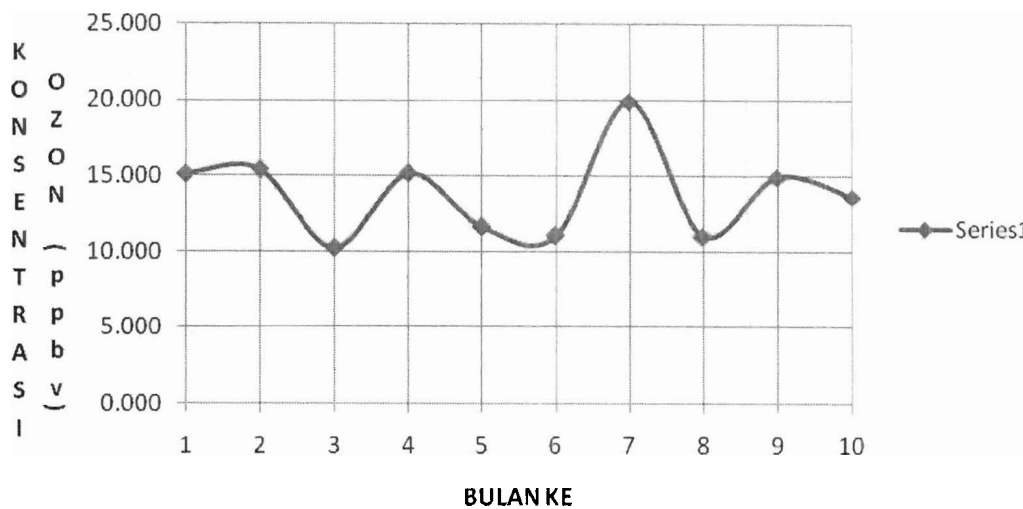
Data temperatur ini kemudian diplot dalam bentuk grafik sehingga diperoleh grafik temperatur laboratorium pada setiap bulan seperti dapat dilihat pada Gambar 12.



Gambar 12. Grafik temperatur laboratorium pada setiap bulan.

Dapat dilihat temperatur laboratorium tertinggi terjadi pada bulan Januari 2009, sedangkan temperatur laboratorium terendah terjadi pada bulan Juli 2008 dan September 2008.

Data konsentrasi ozon ini kemudian diplot dalam bentuk grafik sehingga diperoleh grafik konsentrasi ozon pada setiap bulan seperti dapat dilihat pada Gambar 13.

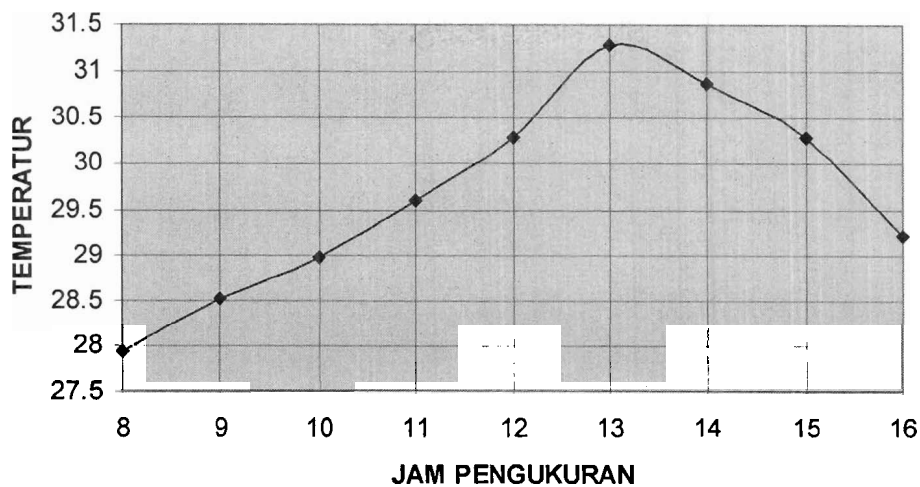


Gambar 13. Grafik konsentrasi ozon pada setiap bulan

Dapat dilihat konsentrasi ozon tertinggi terjadi pada bulan Januari 2009, sedangkan konsentrasi ozon terendah terjadi pada bulan September 2008.

f. Menentukan Temperatur dan Konsentrasi Ozon Rata-Rata Harian di Kota Padang.

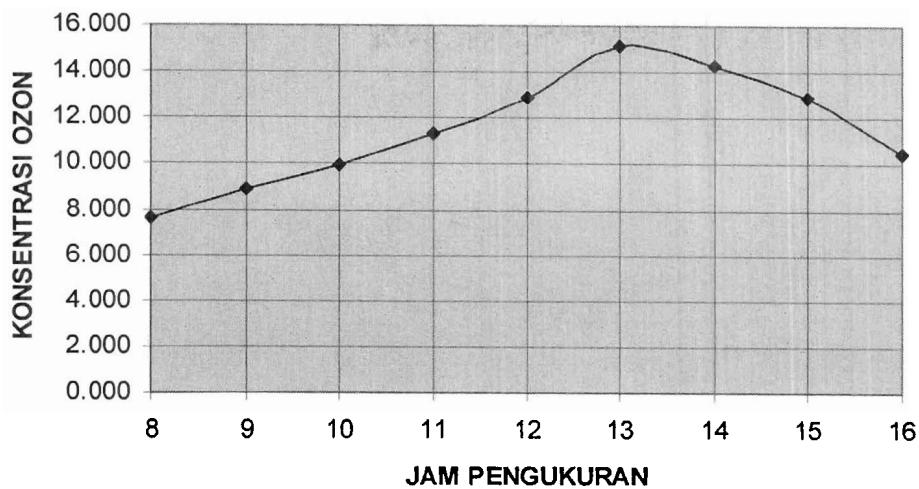
Dari hasil pengukuran temperatur di 5 lokasi dalam Kota Padang selama 5 hari kerja telah diperoleh hasil seperti pada Tabel 3. Dari data tersebut diperoleh rata-rata harian temperatur untuk setiap jam pengukuran. Dari data ini dibuat grafik yang menyatakan temperatur rata-rata pada setiap jam pengukuran seperti pada Gambar 14.



Gambar 14. Grafik temperatur rata-rata harian untuk setiap Jam pengukuran.

Dapat dilihat bahwa temperatur yang tertinggi terjadi pada siang hari sekitar pukul 13.00 yaitu rata-rata antara 31°C dan $31,5^{\circ}\text{C}$ pada setiap harinya, sedangkan pada pagi dan sore harinya lebih rendah, yaitu dibawah $29,5^{\circ}\text{C}$.

Dari hasil pengukuran temperatur di 5 lokasi dalam Kota Padang selama 5 hari kerja telah dihitung nilai konsentrasi ozon seperti pada Tabel 16. Dari hasil perhitungan tersebut diperoleh rata-rata harian konsentrasi ozon untuk setiap jam pengukuran. Dari data ini dibuat grafik yang menyatakan konsentrasi ozon rata-rata pada setiap jam pengukuran seperti pada Gambar 15..

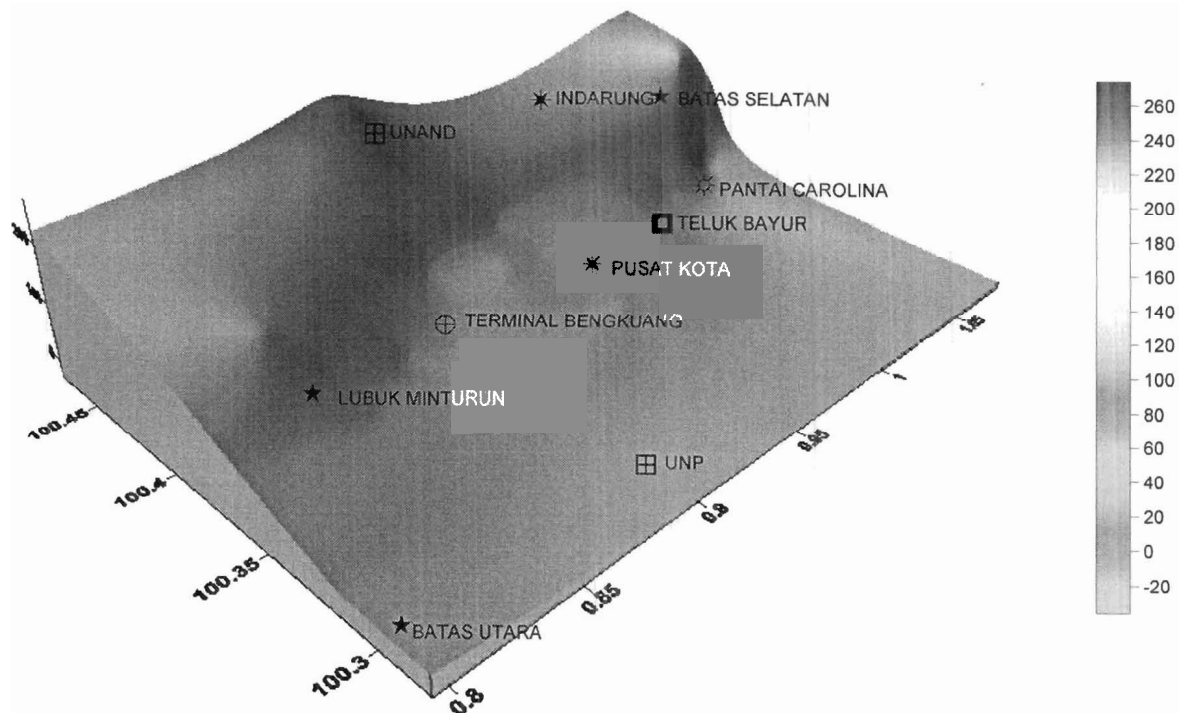


Gambar 15. Grafik konsentrasi ozon rata-rata harian untuk setiap Jam pengukuran.

Dapat dilihat bahwa konsentrasi ozon yang tertinggi terjadi pada siang hari sekitar pukul 13.00 yaitu rata-rata antara 14,000 ppb dan 16,000 ppb pada setiap harinya, sedangkan pada pagi dan sore harinya lebih rendah, yaitu dibawah 12,000 ppb.

g. Keadaan Topografi Kota Padang

Untuk mendapatkan keadaan topografi Kota Padang dilakukan pengukuran koordinat dan ketinggian pada berbagai lokasi di Kota Padang yang meliputi kawasan yang luas, dengan menggunakan Global Positioning System (GPS) dan Google Earth Software. Hasil pengukuran tersebut kemudian ditabulasi seperti yang tercantum pada Lampiran 12. Dengan menggunakan program Surfer dengan langkah yang sama seperti pada pembuatan peta contour dapat dihasilkan peta topografi Kota Padang. Perbedaannya hanyalah terletak pada jenis peta yang dibuat bukan lagi peta contour tetapi peta permukaan 3 dimensi. Hasil yang diperoleh adalah seperti pada Gambar 16.



Gambar 16. Keadaan Topografi Kota Padang

B. Pembahasan

Dari hasil perhitungan nilai F untuk uji independen terlihat bahwa nilai F yang dihitung jauh di atas nilai F dalam tabel. Ini menunjukkan bahwa ada hubungan yang sangat erat antara variabel X (temperatur) dengan nilai Y (konsentrasi ozon), yaitu gejala Y timbul akibat adanya gejala X. Artinya nilai variabel X (temperatur) dapat digunakan untuk menaksir nilai Y (konsentrasi ozon). Konsentrasi ozon disuatu lokasi dapat diestimasi dengan cara mengukur temperatur di lokasi tersebut.

Dari hasil perhitungan nilai F untuk menguji kelinieran regresi, dari 6 kelompok data yang dihitung, 2 kelompok data menghasilkan nilai F yang lebih kecil dari nilai F yang terdapat dalam tabel. Ini menunjukkan bahwa model regresi linier dapat diterima. Sedangkan 4 kelompok data memberikan harga F hitung yang lebih besar dari nilai F yang ada dalam tabel tetapi tidak jauh berbeda dari nilai F tabel. Ini berarti bahwa model regresi linier masih dapat dipakai. Kesimpulannya adalah model regresi linier dapat dipakai untuk menaksir nilai Y (konsentrasi ozon) dari nilai X (temperatur) yang diukur. Dengan demikian temperatur dapat digunakan untuk menghitung konsentrasi ozon di berbagai tempat di Kota Padang dengan menggunakan persamaan regresi linier seperti pada Persamaan (7).

Dari perhitungan analisis korelasi diperoleh nilai koefisien korelasi sebesar $r = 0.4621$. Nilai kritis untuk koefisien korelasi dengan ukuran sampel 1000 untuk taraf signifikansi 5 % adalah 0,062 sedangkan untuk taraf signifikansi 1 % adalah 0,081, seperti dapat dilihat pada Lampiran 13. Ini menunjukkan untuk sampel yang lebih dari 1000, nilai kritis dari koefisien korelasi jauh lebih kecil dari harga kritis r di atas.. Karena koefisien korelasi yang dihitung besarnya adalah $r = 0.4621$, jauh di atas nilai kritis r berarti terdapat derajat hubungan yang sangat kuat antara temperatur dan konsentrasi ozon.

Dari hasil pemetaan distribusi konsentrasi ozon di Kota Padang, terlihat bahwa distribusi yang tinggi dari konsentrasi ozon terdapat di wilayah bagian Utara, Barat, dan Selatan Kota Padang, yaitu lebih besar dari 10,5 ppb, sedangkan wilayah bagian Timur lebih rendah yaitu dari 10,5 ppb sampai 8 ppb. Ketiga wilayah yang tersebut pertama termasuk kawasan yang padat pemukiman, perkantoran dan lalu lintas, sementara wilayah Timur merupakan wilayah perbukitan dan pengembangan perkotaan yang belum

sepeuhnya merupakan wilayah pemukiman. Konsentrasi ozon pada wilayah Utara, Barat dan Selatan ini masih jauh di bawah nilai ambang batas yang membahayakan yaitu sekitar 51 ppb atau 0,051 ppm seperti yang direkomendasikan Organisasi Kesehatan Dunia (WHO) yang merekomendasikan bahwa tingkat konsentrasi ozon yang sehat adalah lebih kecil dari 51 ppb atau 0,051 ppm.

Dari hasil pengambilan data temperatur laboratorium nilai tertinggi terjadi pada bulan Januari 2009, sedangkan harga temperatur laboratorium terendah terjadi pada bulan Juli 2008 dan September 2008. Hal ini kemungkinan disebabkan bahwa pada bulan Januari 2009 adalah musim kemarau, dimana banyak penyinaran matahari, sementara pada bulan Juli 2008 dan September 2008 adalah musim hujan dimana penyinaran matahari tidak begitu tinggi. Dari hasil pengambilan data konsentrasi ozon nilai tertinggi terjadi pada bulan Januari 2009, sedangkan harga konsentrasi ozon terendah terjadi pada bulan September 2008 Hal ini kemungkinan disebabkan bahwa pada bulan Januari 2009 adalah musim kemarau, dimana banyak penyinaran matahari, sementara pada bulan September 2008 adalah musim hujan dimana penyinaran matahari tidak begitu tinggi. sehingga produksi ozon berkurang.

Dari hasil pengambilan data temperatur pada 5 lokasi di Kota Padang harga temperatur tertinggi terjadi pada siang hari sekitar pukul 13.00 yaitu rata-rata antara 31°C dan $31,5^{\circ}\text{C}$ pada setiap harinya, sedangkan pada pagi dan sore harinya lebih rendah, yaitu dibawah $29,5^{\circ}\text{C}$. Hal ini kemungkinan disebabkan bahwa pada pukul 13.00 arah sinar matahari jatuh tegak lurus pada permukaan bumi sehingga intensitas cahaya matahari yang diterima bumi sangat tinggi, sementara pada pagi dan sore hari arah jatuh sinar matahari sudah miring sehingga bidang penyinaran menjadi lebih luas dan intensitas tidak begitu tinggi.

Dari hasil perhitungan untuk memperoleh nilai konsentrasi ozon diperoleh nilai konsentrasi ozon yang tertinggi terjadi pada siang hari sekitar pukul 13.00 yaitu rata-rata antara 14,000 ppb dan 16,000 ppb pada setiap harinya, sedangkan pada pagi dan sore harinya lebih rendah, yaitu dibawah 12,000 ppb. Hal ini berhubungan dengan temperatur yang tinggi pada pukul 13.00 sehingga menghasilkan produksi ozon yang tinggi, sementara pada pagi dan sore hari temperatur tidak begitu tinggi sehingga produksi ozon berkurang.

BAB VI KESIMPULAN DAN SARAN

A. Kesimpulan

Berdasarkan analisis data yang telah dilakukan dapat dikemukakan beberapa kesimpulan dari penelitian ini sebagai berikut :

1. Dari hasil analisis regresi diperoleh bahwa ada hubungan yang sangat erat antara temperatur dengan konsentrasi ozon yaitu nilai konsentrasi ozon dapat ditentukan berdasarkan nilai temperatur. Hubungan ini berbentuk regresi linier. Dari perhitungan analisis korelasi diperoleh derajat hubungan yang sangat kuat antara temperatur dan konsentrasi ozon.
2. Dari hasil pemetaan distribusi konsentrasi ozon di Kota Padang, terlihat bahwa distribusi yang tinggi dari konsentrasi ozon terdapat di wilayah bagian Utara, Barat, dan Selatan Kota Padang, yaitu lebih besar dari 10,5 ppb, sedangkan wilayah bagian Timur lebih rendah yaitu dari 10,5 ppb sampai 8 ppb. Ketiga wilayah yang tersebut pertama termasuk kawasan yang padat pemukiman, perkantoran dan lalu lintas, sementara wilayah Timur merupakan wilayah perbukitan dan pengembangan perkotaan yang belum sepenuhnya merupakan wilayah pemukiman.
3. Dari hasil pengambilan data temperatur laboratorium nilai tertinggi terjadi pada bulan Januari 2009, sedangkan harga temperatur laboratorium terendah terjadi pada bulan Juli 2008 dan September 2008. Dari hasil pengambilan data konsentrasi ozon nilai tertinggi terjadi pada bulan Januari 2009, sedangkan harga konsentrasi ozon terendah terjadi pada bulan September 2008.

4. Dari hasil pengambilan data temperatur pada 5 lokasi di Kota Padang harga temperatur tertinggi terjadi pada siang hari sekitar pukul 13.00 yaitu rata-rata antara 31 °C dan 31,5 °C pada setiap harinya, sedangkan pada pagi dan sore harinya lebih rendah, yaitu dibawah 29,5 °C. Dari hasil perhitungan untuk memperoleh nilai konsentrasi ozon diperoleh nilai konsentrasi ozon yang tertinggi terjadi pada siang hari sekitar pukul 13.00 yaitu rata-rata antara 14,000 ppb dan 16,000 ppb pada setiap harinya, sedangkan pada pagi dan sore harinya lebih rendah, yaitu dibawah 12,000 ppb.

B. Saran-saran

Untuk mendapatkan hasil dan manfaat yang lebih baik mengenai pemetaan distribusi konsentrasi ozon di Kota Padang maka perlu dikemukakan beberapa saran sebagai berikut :

1. Pengambilan data temperatur harus meliputi kawasan yang lebih luas dan mencakup lebih banyak aspek baik sosial, geografi dan aspek lainnya sehingga hasilnya lebih mencerminkan untuk Kota Padang secara keseluruhan.
2. Pengambilan data temperatur harus lebih banyak kali pengambilan dalam satu hari dan rentangan waktu yang lebih besar sehingga memiliki akurasi yang lebih tinggi.
3. Agar hasil ini dapat menjadi masukan bagi Pemerintah Kota untuk pengembangan wilayah perkotaan terutama untuk kawasan pemukiman di masa mendatang.
4. Agar warga kota dapat menggunakan hasil penelitian ini untuk menjaga kesehatannya, terutama yang berhubungan dengan pencemaran udara.

DAFTAR PUSTAKA

PERPUSTAKAAN
UNIVERSITAS PADJARAN

- Budiyono, Afif, 2009. *Polusi Ozon dan Kesehatan Anda* dalam Harian Umum Pikiran Rakyat Kamis, 25 Juni 2009, <http://www.pikiran-rakyat.com>, dikunjungi 17 Desember 2009.
- Carr, J.R., 1995, *Numerical analysis for the geological sciences*. Prentice-Hall, Englewood Cliff.
- Davis, J.C., 1986. *Statistical and data analysis in geology*. John Wiley & Son, New York.
- Jerrett, Michael Ph.D., Richard T. Burnett, Ph.D., C. Arden Pope, III, Ph.D., Kazuhiko Ito, Ph.D., George Thurston, Sc.D., Daniel Krewski, Ph.D., Yuanli Shi, M.D., Eugenia Calle, Ph.D., and Michael Thun, M.D., 2009. *Long-Term Ozone Exposure and Mortality*, The New England Journal of Medicine Volume 360:1085 March 12, 2009 Number 11, <http://content.nejm.org/content/vol360/issue11/index.dtl>, dikunjungi tanggal 26 Desember 2009
- Komala, Ninong, 2009. *Analisis Hubungan Antara Ozon Dengan Temperatur (Studi Kasus Data Watukosek 1993-2005)*, Jurnal Teknologi Lingkungan Universitas Trisakti, Vol 5, No 1 (2009), <http://puslit2.petra.ac.id/ejournal/index.php/jtl/article/view/17547/0>, dikunjungi 17 Desember 2009.
- Matheron, G, 1963. *Principles of geostatistic*, Econ Geol 58: 1246-1266.
- Moral, F.J, Garcia, Valiente, P. Gonzales, Lopez, F. Rodrigues., 2008. *Proceedings of World Academy of Science, Engineering and Technology*. Volume 34, ISSN 2070-3740.
- Neiburger, M., Edinger, J., Bonner W.D., 1995. *Memahami Lingkungan Atmosfer Kita, Edisi kedua*, (Penerjemah Dra. Ardina Purbo), Penerbit ITB Bandung.
- Setyadji, J., 2006. *Statistik Spasial*. GD4113:2.
- Sherman, I.W., Sherman, V.G., 1983. *Biology, A Human Approach Third Edition*, Oxford University Press, New York.
- Steyaert, T.A., 1975. *Biology a contemporary view*, McGraw-Hill Book Company, New York.
- Sudjana, 1996. *Metoda Statistika*, Penerbit Tarsito, Bandung.

LAMPIRAN 1

DATA TEMPERATUR LABORATORIUM DAN KONSENTRASI OZON BULAN JULI 2008

No.	Date	Time	TLAB	AVG	SD	MIN	MAX
1	23/07/2008	09:20:00	32.2	17.475	1.786	14.462	24.402
2	23/07/2008	09:30:00	32.1	17.898	1.932	13.503	22.427
3	23/07/2008	09:40:00	32.1	17.452	2.002	13.501	24.405
4	23/07/2008	09:50:00	32.3	17.469	1.932	12.456	22.428
5	23/07/2008	10:00:00	31.8	17.806	1.517	15.478	23.443
6	23/07/2008	10:10:00	32.1	16.810	1.171	14.465	21.474
7	23/07/2008	10:20:00	31.9	16.846	1.135	14.466	19.463
8	23/07/2008	10:30:00	31.7	16.934	1.538	14.466	21.474
9	23/07/2008	10:40:00	31.7	16.893	1.196	15.479	21.476
10	23/07/2008	10:50:00	31.9	17.065	1.518	15.481	21.479
11	23/07/2008	11:00:00	31.7	16.583	0.945	15.481	19.468
12	23/07/2008	11:10:00	31.7	17.051	1.030	15.484	19.470
13	23/07/2008	11:20:00	31.4	16.284	1.359	14.472	21.481
14	23/07/2008	11:30:00	31.3	15.956	0.992	14.473	20.429
15	24/07/2008	01:10:00	26.6	6.472	1.389	2.525	8.467
16	24/07/2008	01:20:00	27	8.008	1.629	3.517	12.538
17	24/07/2008	01:30:00	27.2	7.414	2.146	2.515	13.576
18	24/07/2008	01:40:00	27.5	7.554	3.140	1.554	15.550
19	24/07/2008	02:00:00	27.5	11.477	2.213	5.512	16.500
20	24/07/2008	02:10:00	27.8	12.069	3.398	3.497	18.506
21	24/07/2008	02:20:00	27.9	14.923	2.242	10.537	20.473
22	24/07/2008	02:30:00	27.8	16.815	2.377	11.545	20.476
23	24/07/2008	02:40:00	27.8	18.213	3.033	12.506	24.455
24	24/07/2008	02:50:00	28.1	17.163	1.717	11.545	20.472
25	24/07/2008	03:00:00	28.1	17.928	2.661	9.571	23.492
26	24/07/2008	03:10:00	28.2	18.402	2.461	12.503	23.490
27	24/07/2008	03:20:00	28.2	20.006	2.790	14.510	26.459
28	24/07/2008	03:30:00	28.2	24.363	2.435	19.500	30.439
29	24/07/2008	03:40:00	28.3	25.021	2.443	20.462	30.441
30	24/07/2008	03:50:00	28.7	26.161	2.449	19.500	31.452
31	24/07/2008	04:00:00	28.7	26.419	2.550	21.505	32.409
32	24/07/2008	04:10:00	28.6	29.455	2.906	24.438	37.450
33	24/07/2008	04:20:00	28.8	32.037	2.700	25.487	38.398
34	24/07/2008	04:30:00	29.2	31.851	3.542	20.447	38.388
35	24/07/2008	04:40:00	29.3	22.713	2.082	17.514	29.463
36	24/07/2008	04:50:00	29.2	23.966	2.533	17.511	28.415
37	24/07/2008	05:00:00	29.4	24.718	2.540	19.483	31.432
38	24/07/2008	05:10:00	29.4	21.875	2.088	15.502	26.439
39	24/07/2008	05:20:00	29.7	20.169	2.895	12.478	26.437
40	24/07/2008	05:30:00	29.8	18.479	2.915	12.473	24.421
41	24/07/2008	05:40:00	30	18.259	2.994	12.469	24.418
42	24/07/2008	05:50:00	30.2	18.287	2.946	11.507	24.417
43	24/07/2008	06:00:00	30.3	18.262	3.055	12.466	27.435
44	24/07/2008	06:10:00	30.4	16.978	2.887	11.502	25.459
45	24/07/2008	06:20:00	30.6	17.184	2.737	13.508	27.431
46	24/07/2008	06:30:00	30.3	18.495	3.336	11.498	28.393
47	24/07/2008	06:40:00	30.7	17.544	3.401	9.526	25.458
48	24/07/2008	06:50:00	30.8	17.724	2.618	13.506	25.455
49	24/07/2008	07:00:00	30.7	18.176	3.228	12.455	29.437
50	24/07/2008	07:10:00	30.9	17.493	3.488	12.455	31.407

No.	Date	Time	TLAB	AVG	SD	MIN	MAX
51	24/07/2008	07:20:00	30.9	18.120	2.229	13.505	23.445
52	24/07/2008	07:30:00	30.8	18.868	3.209	14.464	29.436
53	24/07/2008	07:40:00	31	17.907	2.223	14.462	23.443
54	24/07/2008	07:50:00	31	17.405	1.948	13.499	26.416
55	24/07/2008	08:00:00	30.8	18.267	2.311	14.459	23.440
56	24/07/2008	08:10:00	31	16.621	1.705	13.499	21.469
57	24/07/2008	08:20:00	30.8	18.070	3.112	12.448	23.440
58	24/07/2008	08:30:00	30.8	20.685	3.330	14.461	27.422
59	24/07/2008	08:40:00	30.9	17.053	2.048	13.498	24.398
60	24/07/2008	08:50:00	30.8	17.074	2.002	13.497	25.445
61	24/07/2008	09:00:00	30.8	16.798	2.097	12.449	20.417
62	24/07/2008	09:10:00	30.9	17.022	2.345	13.498	25.446
63	24/07/2008	09:20:00	30.6	16.798	2.043	12.449	24.401
64	24/07/2008	09:30:00	30.7	17.277	1.533	14.460	21.470
65	24/07/2008	09:40:00	30.8	17.422	2.077	12.452	21.468
66	24/07/2008	09:50:00	30.5	16.463	1.774	13.502	22.428
67	24/07/2008	10:00:00	30.5	17.094	1.618	14.466	22.433
68	24/07/2008	10:10:00	30.3	17.402	2.062	12.458	21.477
69	24/07/2008	10:20:00	30.5	17.968	1.941	12.459	23.448
70	24/07/2008	10:30:00	30.6	18.503	1.593	15.479	23.444
71	24/07/2008	10:40:00	30.7	18.339	2.220	14.466	24.406
72	24/07/2008	10:50:00	30.5	17.464	1.035	15.478	21.470
73	24/07/2008	11:00:00	30.3	16.811	1.648	14.464	23.446
74	24/07/2008	11:10:00	30.2	16.647	1.283	13.508	21.475
75	24/07/2008	11:20:00	30.2	16.075	1.034	14.469	18.454
76	24/07/2008	11:30:00	30.2	16.444	0.810	14.470	18.453
77	24/07/2008	11:40:00	30.1	16.567	1.160	14.471	19.467
78	24/07/2008	11:50:00	30.1	17.059	0.936	14.473	19.470
79	24/07/2008	12:00:00	30	16.206	1.140	14.473	20.432
80	24/07/2008	12:10:00	29.8	16.275	0.775	14.477	17.503
81	24/07/2008	12:20:00	29.9	16.469	0.816	15.489	18.462
82	24/07/2008	12:30:00	29.7	14.585	2.965	5.463	17.503
83	24/07/2008	12:40:00	29.8	5.159	0.988	3.454	7.441
84	24/07/2008	12:50:00	29.8	3.589	1.222	1.497	7.442
85	24/07/2008	13:20:00	29.3	4.516	0.882	3.458	8.409
86	24/07/2008	13:30:00	29.5	4.680	1.550	1.502	10.505
87	24/07/2008	13:40:00	29.4	5.249	1.250	3.461	9.548
88	24/07/2008	13:50:00	29.5	4.874	1.378	2.462	8.405
89	24/07/2008	14:00:00	29.5	3.561	1.115	1.503	6.434
90	24/07/2008	14:10:00	29.2	3.936	0.857	2.464	6.435
91	24/07/2008	14:40:00	28.9	4.053	0.948	2.467	7.452
92	24/07/2008	18:10:00	27.5	2.711	0.804	1.531	4.456
93	24/07/2008	20:30:00	27.6	3.894	0.678	2.491	5.505
94	24/07/2008	20:40:00	27.7	3.462	0.724	1.532	5.505
95	24/07/2008	20:50:00	27.8	3.503	0.833	1.532	5.506
96	24/07/2008	21:00:00	27.7	3.301	0.683	1.531	4.457
97	24/07/2008	21:50:00	26.6	6.066	1.948	2.495	9.581
98	24/07/2008	22:00:00	25.8	8.491	3.241	1.552	16.514
99	24/07/2008	22:10:00	25.5	9.520	4.069	2.527	19.544
100	24/07/2008	22:20:00	25.3	8.694	3.975	1.576	19.552

No.	Date	Time	TLAB	AVG	SD	MIN	MAX
101	24/07/2008	22:30:00	25.2	10.037	2.510	3.535	15.579
102	24/07/2008	22:40:00	25.2	11.095	2.576	5.551	16.541
103	24/07/2008	22:50:00	25.2	11.395	1.938	6.511	16.543
104	24/07/2008	23:00:00	25.3	13.002	2.657	7.525	19.563
105	24/07/2008	23:10:00	25.6	11.850	1.486	8.481	14.569
106	24/07/2008	23:20:00	26.2	12.789	2.542	5.535	18.542
107	24/07/2008	23:30:00	26.4	7.057	1.618	4.480	11.582
108	24/07/2008	23:40:00	26.2	6.945	1.174	5.526	10.564
109	24/07/2008	23:50:00	26.1	4.851	1.427	1.558	9.598
110	25/07/2008	00:00:00	26.2	5.470	1.406	2.518	8.462
111	25/07/2008	00:40:00	26.1	4.569	1.341	1.560	6.491
112	25/07/2008	00:50:00	26.3	3.174	1.165	1.560	6.491
113	25/07/2008	01:00:00	26.2	5.269	1.133	2.518	7.500
114	25/07/2008	01:10:00	26.1	5.649	1.166	3.512	8.460
115	25/07/2008	01:20:00	26.1	7.991	1.328	5.521	10.559
116	25/07/2008	01:30:00	26	8.413	1.095	5.519	10.558
117	25/07/2008	01:40:00	26	7.585	1.178	5.520	9.597
118	25/07/2008	01:50:00	26	6.900	1.326	3.508	11.567
119	25/07/2008	02:00:00	25.8	7.185	1.386	4.468	9.594
120	25/07/2008	02:10:00	25.8	8.484	1.207	5.518	10.559
121	25/07/2008	02:20:00	25.9	8.567	1.478	6.481	12.529
122	25/07/2008	02:30:00	25.7	8.484	1.233	6.482	10.561
123	25/07/2008	02:40:00	25.6	8.594	1.580	5.525	13.583
124	25/07/2008	02:50:00	25.9	8.796	1.038	6.485	11.575
125	25/07/2008	03:00:00	26.2	8.662	1.215	6.483	11.577
126	25/07/2008	03:10:00	26.2	9.362	1.947	5.523	13.581
127	25/07/2008	03:20:00	26.1	7.984	1.625	5.524	12.535
128	25/07/2008	03:30:00	25.9	6.219	1.332	3.515	9.601
129	25/07/2008	03:40:00	25.8	8.162	2.478	4.477	15.557
130	25/07/2008	03:50:00	25.7	8.813	1.944	4.478	13.585
131	25/07/2008	04:00:00	25.7	9.654	1.403	5.529	13.589
132	25/07/2008	04:10:00	25.6	9.334	1.640	5.530	14.550
133	25/07/2008	04:20:00	25.7	9.658	1.373	7.504	12.542
134	25/07/2008	04:30:00	25.8	10.143	1.046	8.464	12.542
135	25/07/2008	04:40:00	26	10.729	1.466	7.504	14.551
136	25/07/2008	04:50:00	26.3	11.316	1.527	7.501	14.546
137	25/07/2008	05:00:00	26.6	11.197	2.876	5.524	17.565
138	25/07/2008	05:10:00	26.7	12.133	2.422	7.494	18.517
139	25/07/2008	05:20:00	27	13.409	2.098	9.586	20.487
140	25/07/2008	05:30:00	27.1	10.119	3.570	3.498	18.509
141	25/07/2008	09:30:00	27.8	16.753	2.116	12.549	21.562
142	25/07/2008	09:40:00	27.7	16.640	1.449	13.575	19.534
143	25/07/2008	09:50:00	27.7	17.216	1.839	14.522	21.531
144	25/07/2008	10:00:00	27.7	16.892	1.444	14.515	20.478
145	25/07/2008	10:10:00	27.7	16.430	1.702	13.552	20.473
146	25/07/2008	10:20:00	27.8	17.133	1.417	14.510	20.467
147	25/07/2008	10:30:00	27.8	17.709	1.262	14.510	21.513
148	25/07/2008	10:40:00	27.7	18.822	1.376	16.482	22.474
149	25/07/2008	10:50:00	28.2	19.508	1.147	17.527	22.475
150	25/07/2008	11:00:00	28.2	19.112	0.995	17.525	22.471
151	25/07/2008	11:10:00	28.2	13.655	4.628	7.464	20.463
152	25/07/2008	11:20:00	28.2	2.878	1.951	0.476	8.428
153	25/07/2008	11:30:00	28.2	3.973	1.397	1.524	7.465
154	25/07/2008	11:40:00	28.1	4.023	1.321	1.524	6.454
155	26/07/2008	02:00:00	27.4	4.242	1.756	1.540	7.485
156	26/07/2008	02:10:00	27.4	7.641	1.795	3.495	12.515
157	26/07/2008	02:20:00	27.7	14.715	2.946	7.475	20.475
158	26/07/2008	02:30:00	27.8	18.042	2.028	13.556	21.521
159	26/07/2008	02:40:00	28.1	19.255	1.722	15.523	23.493
160	26/07/2008	02:50:00	28.2	18.105	3.293	5.494	23.489

No.	Date	Time	TLAB	AVG	SD	MIN	MAX
161	26/07/2008	03:00:00	28.3	20.650	2.069	17.529	24.449
162	26/07/2008	03:10:00	28.4	20.942	2.265	15.517	27.467
163	26/07/2008	03:20:00	28.5	18.094	3.245	7.463	23.486
164	26/07/2008	03:30:00	28.5	16.089	3.324	8.419	22.470
165	26/07/2008	03:40:00	28.7	15.115	3.252	8.419	20.459
166	26/07/2008	03:50:00	28.8	16.944	2.872	10.520	24.439
167	26/07/2008	04:00:00	28.9	16.358	3.125	9.557	24.441
168	26/07/2008	04:10:00	29	17.193	3.159	11.529	27.459
169	26/07/2008	04:20:00	29	18.095	2.471	12.490	24.439
170	26/07/2008	04:30:00	29.1	16.895	3.043	10.520	24.438
171	26/07/2008	04:40:00	29.3	16.692	2.124	11.531	20.458
172	26/07/2008	04:50:00	29.3	18.839	2.354	15.506	24.436
173	26/07/2008	05:00:00	29.3	18.875	3.214	10.511	27.457
174	26/07/2008	05:10:00	29.4	18.545	2.095	14.496	23.474
175	26/07/2008	05:20:00	29.5	17.674	2.777	12.483	24.435
176	26/07/2008	05:30:00	29.6	17.825	2.299	12.481	22.458
177	26/07/2008	05:40:00	29.7	19.263	3.511	13.528	30.418
178	26/07/2008	05:50:00	29.5	19.154	2.921	12.481	25.480
179	26/07/2008	06:00:00	29.6	17.952	3.028	11.520	26.441
180	26/07/2008	06:10:00	29.6	18.228	2.381	13.526	25.479
181	26/07/2008	06:20:00	29.8	16.607	2.752	10.502	23.465
182	26/07/2008	06:30:00	29.8	14.714	2.755	9.542	21.491
183	26/07/2008	06:40:00	29.8	15.237	2.523	9.544	22.451
184	26/07/2008	06:50:00	29.8	18.887	2.865	10.503	24.423
185	26/07/2008	07:00:00	29.6	21.179	2.456	17.502	28.401
186	26/07/2008	07:10:00	30	23.121	2.711	16.455	30.411
187	26/07/2008	07:20:00	30	25.052	2.832	18.461	31.424
188	26/07/2008	07:30:00	29.9	25.452	2.340	21.479	29.448
189	26/07/2008	07:40:00	30.2	27.041	2.602	19.469	35.425
190	26/07/2008	07:50:00	30.4	22.259	2.897	15.488	28.397
191	26/07/2008	08:00:00	30.2	18.558	2.398	12.464	26.424
192	26/07/2008	08:10:00	29.9	15.987	1.931	12.463	22.439
193	26/07/2008	08:20:00	30.1	15.756	1.893	12.464	21.480
194	26/07/2008	08:30:00	30.3	15.867	2.086	12.464	23.455
195	26/07/2008	08:40:00	30.2	15.515	2.538	11.504	21.479
196	26/07/2008	08:50:00	29.9	13.490	2.461	9.532	20.435
197	26/07/2008	09:00:00	29.9	13.347	2.019	9.537	17.504
198	26/07/2008	09:10:00	29.8	13.710	2.607	8.400	22.450
199	26/07/2008	09:20:00	30	13.058	2.311	8.401	19.482
200	26/07/2008	09:30:00	30.1	13.115	2.883	8.401	25.474
201	26/07/2008	09:40:00	29.8	13.440	1.792	10.500	18.464
202	26/07/2008	09:50:00	29.6	13.052	2.137	9.542	19.481
203	26/07/2008	10:00:00	29.6	12.611	2.343	6.430	19.480
204	26/07/2008	10:10:00	29.7	13.411	1.951	9.541	17.510
205	26/07/2008	10:20:00	29.5	13.659	1.720	9.539	18.466
206	26/07/2008	10:30:00	29.4	13.278	1.347	10.499	17.509
207	26/07/2008	10:40:00	29.5	13.284	1.486	10.500	16.459
208	26/07/2008	10:50:00	29.8	13.691	1.650	9.537	17.504
209	26/07/2008	11:00:00	29.6	13.780	1.387	9.537	16.456
210	26/07/2008	11:10:00	29.4	14.060	0.843	12.469	15.497
211	26/07/2008	11:20:00	29.7	14.639	1.852	12.469	20.437
212	26/07/2008	11:30:00	29.9	13.266	1.485	9.535	17.504
213	26/07/2008	11:40:00	29.9	13.094	0.839	11.508	14.483
214	26/07/2008	11:50:00	29.8	13.612	0.994	11.507	16.455
215	27/07/2008	01:00:00	27.3	4.568	1.799	0.497	8.448
216	27/07/2008	01:10:00	27.5	6.227	1.198	4.457	9.580
217	27/07/2008	01:20:00	27.5	6.689	1.049	3.494	9.583
218	27/07/2008	01:30:00	27.8	7.465	0.875	5.499	9.579
219	27/07/2008	01:40:00	28	11.372	1.967	6.460	15.530
220	27/07/2008	01:50:00	28.2	12.281	2.323	5.495	17.535

No.	Date	Time	TLAB	AVG	SD	MIN	MAX
221	27/07/2008	02:00:00	28.3	10.435	1.890	5.493	16.487
222	27/07/2008	02:10:00	28.5	11.331	2.527	2.486	14.513
223	27/07/2008	02:20:00	28.8	9.778	2.379	3.477	14.507
224	27/07/2008	02:30:00	29	12.359	1.786	6.444	15.520
225	27/07/2008	02:40:00	29.2	13.644	2.553	6.444	19.487
226	27/07/2008	02:50:00	29.3	13.608	1.961	8.413	18.479
227	27/07/2008	03:00:00	29.2	17.034	4.239	7.449	30.425
228	27/07/2008	03:10:00	29.3	17.026	3.706	6.436	25.478
229	27/07/2008	03:20:00	29.4	17.203	2.752	8.408	25.477
230	27/07/2008	03:30:00	29.5	16.758	2.853	11.519	23.465
231	27/07/2008	03:40:00	29.7	16.449	3.195	9.544	23.467
232	27/07/2008	03:50:00	29.6	15.556	2.235	10.501	20.441
233	27/07/2008	04:00:00	29.7	16.515	2.004	12.471	20.438
234	27/07/2008	04:10:00	29.8	20.315	3.565	12.471	26.431
235	27/07/2008	04:20:00	29.9	21.283	2.603	15.491	26.429
236	27/07/2008	04:30:00	29.9	17.755	2.886	12.471	23.461
237	27/07/2008	04:40:00	30	18.017	2.786	12.471	23.458
238	27/07/2008	04:50:00	30	19.554	2.514	14.480	26.428
239	27/07/2008	05:00:00	30.4	17.563	2.562	11.509	25.465
240	27/07/2008	05:10:00	30.3	18.668	2.560	13.515	25.463
241	27/07/2008	05:20:00	30.3	17.163	2.703	11.505	25.464
242	27/07/2008	05:30:00	30.3	15.529	1.975	11.508	20.435
243	27/07/2008	05:40:00	30.2	21.698	3.282	16.447	29.445
244	27/07/2008	05:50:00	30.5	26.370	2.941	19.465	34.376
245	27/07/2008	06:00:00	30.6	27.237	3.267	19.466	33.424
246	27/07/2008	06:10:00	30.4	28.049	2.150	24.404	32.372
247	27/07/2008	06:20:00	30.4	25.770	2.589	21.472	33.422
248	27/07/2008	06:30:00	30.1	24.909	2.171	20.423	30.400
249	27/07/2008	06:40:00	30.1	24.000	2.278	18.454	30.403
250	27/07/2008	06:50:00	30.5	23.548	1.974	20.427	30.406
251	27/07/2008	07:00:00	30.7	23.637	2.443	18.452	29.444
252	27/07/2008	07:10:00	30.8	24.227	3.179	17.488	33.420
253	27/07/2008	07:20:00	30.4	23.823	1.891	20.417	27.428
254	27/07/2008	07:30:00	30.3	25.001	2.418	20.420	35.414
255	27/07/2008	07:40:00	30.3	23.812	2.730	17.490	32.371
256	27/07/2008	07:50:00	30	22.327	1.680	19.460	26.419
257	27/07/2008	08:00:00	30.2	21.705	2.064	17.491	27.431
258	27/07/2008	08:10:00	30.1	21.665	1.851	17.488	25.459
259	27/07/2008	08:20:00	30.1	21.658	1.938	17.488	27.429
260	27/07/2008	08:30:00	30.4	21.303	1.517	18.447	25.458
261	27/07/2008	08:40:00	30.8	21.173	2.444	13.505	25.457
262	27/07/2008	08:50:00	30.2	21.271	2.242	16.438	28.391
263	27/07/2008	09:00:00	30.2	21.137	1.701	18.446	25.457
264	27/07/2008	09:10:00	30.1	21.013	1.769	17.487	26.416
265	27/07/2008	09:20:00	30	20.185	2.030	16.439	25.458
266	27/07/2008	09:30:00	30	19.342	2.115	15.487	23.456
267	27/07/2008	09:40:00	30.2	19.665	2.449	13.513	27.438
268	27/07/2008	09:50:00	30	18.956	1.740	15.486	23.455
269	27/07/2008	10:00:00	30.1	18.769	1.470	16.447	23.456
270	27/07/2008	10:10:00	29.9	17.283	1.451	13.512	22.439
271	27/07/2008	10:20:00	29.9	16.293	1.408	13.512	20.433
272	27/07/2008	10:30:00	30.1	14.400	1.893	11.503	20.431
273	27/07/2008	10:40:00	30	14.497	1.230	12.462	17.498
274	27/07/2008	10:50:00	29.9	14.450	1.352	11.500	17.492
275	27/07/2008	11:00:00	30.1	15.344	1.549	12.458	18.455
276	27/07/2008	11:10:00	30	14.087	1.162	12.459	17.494
277	27/07/2008	11:20:00	30.1	12.403	1.249	9.526	15.486
278	27/07/2008	11:30:00	29.6	13.223	1.356	11.499	16.445
279	27/07/2008	11:40:00	30.2	13.242	1.151	9.529	16.446
280	27/07/2008	11:50:00	30	15.719	1.614	11.501	18.457

No.	Date	Time	TLAB	AVG	SD	MIN	MAX
281	27/07/2008	12:00:00	30	16.888	1.232	14.471	19.470
282	27/07/2008	12:10:00	29.7	15.537	1.261	12.463	18.458
283	27/07/2008	12:20:00	30	15.361	2.082	11.504	23.451
284	27/07/2008	12:30:00	30.1	16.287	1.017	14.475	18.460
285	27/07/2008	12:40:00	29.9	15.951	1.340	13.514	18.461
286	27/07/2008	12:50:00	29.9	15.968	1.527	12.467	18.462
287	27/07/2008	13:00:00	29.9	11.840	4.756	3.452	18.461
288	27/07/2008	13:10:00	30	4.124	0.683	2.454	5.468
289	27/07/2008	13:20:00	29.9	2.771	0.635	1.495	4.418
290	28/07/2008	01:40:00	27.5	4.695	1.320	2.502	9.580
291	28/07/2008	01:50:00	27.7	8.528	1.747	4.457	12.511
292	28/07/2008	02:00:00	28	12.772	3.905	7.476	27.461

LAMPIRAN 2

DATA TEMPERATUR LABORATORIUM DAN KONSENTRASI OZON BULAN AGUSTUS 2008

No.	Date	Time	TLAB	AVG	SD	MIN	MAX
1	13/08/2008	06:50:00	33.0	22.759	3.287	19.458	32.371
2	13/08/2008	07:00:00	32.8	22.467	2.004	18.444	28.389
3	13/08/2008	07:10:00	33.1	23.737	1.936	18.444	27.426
4	13/08/2008	07:20:00	33.2	23.261	2.231	19.455	30.394
5	13/08/2008	07:30:00	33.3	22.444	2.415	17.481	28.383
6	13/08/2008	07:40:00	33.0	24.228	2.212	20.410	30.386
7	13/08/2008	07:50:00	33.2	26.815	1.901	23.431	32.359
8	13/08/2008	08:00:00	33.0	26.805	2.143	22.417	32.360
9	13/08/2008	08:10:00	33.1	22.223	2.589	17.477	30.386
10	13/08/2008	08:20:00	33.5	21.689	1.652	18.437	27.418
11	13/08/2008	11:50:00	32.6	19.617	2.070	16.466	27.450
12	13/08/2008	12:00:00	32.2	20.194	1.673	16.449	26.426
13	13/08/2008	12:10:00	32.4	19.704	1.083	17.494	22.445
14	13/08/2008	12:20:00	32.6	20.804	1.037	18.449	23.443
15	13/08/2008	12:30:00	32.5	21.393	0.980	19.457	24.405
16	13/08/2008	12:40:00	32.6	21.771	1.139	19.457	26.413
17	13/08/2008	12:50:00	32.6	21.336	0.633	19.456	23.442
18	13/08/2008	13:00:00	32.2	21.648	1.678	13.501	23.442
19	13/08/2008	13:10:00	32.3	6.544	2.493	3.436	14.466
20	13/08/2008	13:20:00	31.9	3.477	0.801	2.439	5.450
21	13/08/2008	13:30:00	32.1	3.506	1.000	1.483	5.454
22	13/08/2008	13:40:00	32.1	3.810	0.844	1.483	5.454
23	13/08/2008	13:50:00	31.8	2.822	1.005	1.483	5.457
24	13/08/2008	14:00:00	31.4	5.583	2.120	2.445	9.532
25	14/08/2008	01:00:00	30.7	4.032	1.445	1.513	6.448
26	14/08/2008	01:10:00	30.8	7.402	1.808	4.427	11.525
27	14/08/2008	01:20:00	31.1	10.500	1.535	6.434	14.495
28	14/08/2008	01:30:00	31.6	13.023	1.878	9.545	17.510
29	14/08/2008	01:40:00	31.5	14.623	2.058	10.500	19.481
30	14/08/2008	01:50:00	31.7	14.652	3.125	6.425	18.466
31	14/08/2008	02:00:00	32.0	12.309	2.991	5.464	17.501
32	14/08/2008	02:10:00	31.4	18.337	2.702	11.507	23.459
33	14/08/2008	02:20:00	31.6	22.813	2.173	18.460	29.448
34	14/08/2008	02:30:00	31.4	22.553	2.681	11.510	27.438
35	14/08/2008	02:40:00	31.4	23.052	2.966	18.462	32.384
36	14/08/2008	02:50:00	31.6	21.538	2.093	16.454	27.443
37	14/08/2008	03:00:00	31.9	22.411	1.435	19.475	25.471
38	14/08/2008	03:10:00	32.1	22.383	2.041	18.459	27.443
39	14/08/2008	03:20:00	31.8	22.915	2.254	19.468	27.437
40	14/08/2008	03:30:00	32.1	24.725	1.987	20.428	29.448
41	14/08/2008	03:40:00	32.0	27.061	2.168	20.428	31.417
42	14/08/2008	03:50:00	32.0	26.448	2.830	21.477	35.409
43	14/08/2008	04:00:00	32.3	30.947	3.570	23.449	38.366
44	14/08/2008	04:10:00	32.4	37.927	3.457	33.405	49.449
45	14/08/2008	04:20:00	32.3	40.096	3.212	33.405	48.399
46	14/08/2008	04:30:00	32.8	41.148	2.229	36.347	47.451
47	14/08/2008	04:40:00	32.5	37.648	3.243	29.430	44.418
48	14/08/2008	04:50:00	32.9	24.899	2.660	19.453	30.400
49	14/08/2008	05:00:00	32.5	20.879	2.208	14.459	24.399
50	14/08/2008	05:10:00	32.6	18.912	2.239	14.456	25.448

No.	Date	Time	TLAB	AVG	SD	MIN	MAX
51	14/08/2008	08:40:00	32.7	19.956	3.815	9.500	26.443
52	14/08/2008	08:50:00	32.6	26.438	5.467	18.467	37.421
53	14/08/2008	09:00:00	32.2	25.461	2.267	20.434	33.436
54	14/08/2008	09:10:00	32.1	24.531	2.631	19.476	31.425
55	14/08/2008	09:20:00	31.6	26.079	2.860	19.472	31.426
56	14/08/2008	09:30:00	31.8	27.633	1.781	23.458	32.386
57	14/08/2008	09:40:00	31.9	25.432	1.597	23.453	31.420
58	14/08/2008	09:50:00	31.7	24.687	1.704	20.432	28.404
59	14/08/2008	10:00:00	31.4	24.614	2.799	20.434	33.434
60	14/08/2008	10:10:00	31.1	25.236	2.644	21.487	33.436
61	14/08/2008	10:20:00	31.8	24.472	4.683	11.511	36.368
62	14/08/2008	10:30:00	30.5	21.090	3.809	14.477	34.399
63	14/08/2008	10:40:00	29.8	18.412	2.272	13.525	23.472
64	14/08/2008	10:50:00	29.4	19.813	1.431	17.514	23.472
65	14/08/2008	11:00:00	29.3	21.157	1.791	18.481	25.491
66	14/08/2008	11:10:00	29.4	22.982	3.010	17.527	32.412
67	14/08/2008	11:20:00	29.5	17.896	1.887	13.545	22.474
68	14/08/2008	14:50:00	28.8	5.213	1.858	2.528	8.480
69	14/08/2008	15:00:00	28.6	6.444	1.808	2.515	9.604
70	14/08/2008	15:10:00	29.0	6.413	1.582	3.505	10.553
71	14/08/2008	15:20:00	28.8	7.416	1.653	4.461	12.523
72	14/08/2008	15:30:00	29.4	5.159	0.919	3.495	7.483
73	14/08/2008	16:30:00	28.7	4.244	0.668	2.493	6.464
74	14/08/2008	16:40:00	29.2	5.711	1.503	2.495	9.580
75	14/08/2008	16:50:00	28.7	6.951	1.531	4.452	11.552
76	14/08/2008	17:00:00	29.3	7.103	1.187	4.451	9.579
77	14/08/2008	17:10:00	28.7	6.742	0.959	4.450	9.575
78	14/08/2008	17:20:00	29.1	5.911	1.103	2.493	8.439
79	14/08/2008	17:30:00	29.0	6.908	1.709	1.534	11.550
80	14/08/2008	17:40:00	28.6	6.275	1.153	3.495	9.578
81	14/08/2008	17:50:00	28.2	3.869	1.359	1.535	7.484
82	14/08/2008	19:20:00	27.9	4.460	1.167	2.501	7.489
83	14/08/2008	19:40:00	28.3	5.563	1.255	1.543	8.448
84	14/08/2008	19:50:00	28.1	5.176	0.845	3.502	6.477
85	14/08/2008	20:00:00	27.9	3.732	0.727	2.505	4.471
86	14/08/2008	20:10:00	28.1	2.928	0.690	1.546	4.471
87	14/08/2008	20:40:00	27.9	3.020	0.886	1.547	5.519
88	14/08/2008	20:50:00	27.9	3.106	0.766	1.546	4.473
89	14/08/2008	21:00:00	28.6	2.994	0.850	1.545	5.517
90	14/08/2008	21:20:00	28.2	3.028	0.937	1.544	5.518
91	15/08/2008	01:20:00	30.1	6.952	1.624	3.485	10.529
92	15/08/2008	01:30:00	30.4	9.639	1.893	5.492	13.550
93	15/08/2008	01:40:00	30.3	16.681	3.205	10.519	22.467
94	15/08/2008	01:50:00	30.6	24.223	4.097	16.471	33.446
95	15/08/2008	02:00:00	30.7	29.328	1.933	22.457	35.424
96	15/08/2008	02:10:00	31.0	25.807	2.887	20.447	34.414
97	15/08/2008	02:20:00	31.2	21.601	2.266	17.507	27.451
98	15/08/2008	02:30:00	31.3	20.254	2.569	14.486	26.436
99	15/08/2008	03:00:00	31.4	21.998	2.330	17.510	27.449
100	15/08/2008	03:10:00	31.3	22.618	2.705	17.502	30.415

No.	Date	Time	TLAB	AVG	SD	MIN	MAX
101	15/08/2008	03:20:00	31.3	22.617	2.518	16.453	27.444
102	15/08/2008	03:30:00	31.6	24.906	3.778	18.459	40.359
103	15/08/2008	03:40:00	31.7	24.322	2.891	16.448	31.420
104	15/08/2008	03:50:00	31.8	23.654	3.319	19.467	37.422
105	15/08/2008	04:00:00	31.8	25.471	2.341	20.426	32.374
106	15/08/2008	04:10:00	31.7	27.245	1.805	23.445	32.377
107	15/08/2008	04:20:00	32.1	23.787	2.649	17.490	31.415
108	15/08/2008	04:50:00	32.1	20.154	2.626	14.468	27.435
109	15/08/2008	05:00:00	32.4	19.388	2.201	15.477	24.408
110	15/08/2008	05:10:00	32.6	20.648	3.755	14.463	32.368
111	15/08/2008	05:20:00	32.1	20.610	2.355	13.502	25.456
112	15/08/2008	05:30:00	32.7	19.820	2.552	14.464	27.428
113	15/08/2008	05:40:00	32.2	20.802	2.550	14.466	26.415
114	15/08/2008	05:50:00	32.5	20.815	2.834	15.479	30.395
115	15/08/2008	06:00:00	32.5	20.417	2.991	13.503	29.436
116	15/08/2008	06:10:00	32.3	20.603	2.705	16.436	28.388
117	15/08/2008	06:20:00	32.7	21.036	3.539	14.465	31.410
118	15/08/2008	06:30:00	32.8	20.965	2.375	15.476	28.379
119	15/08/2008	06:40:00	32.7	21.880	3.173	16.432	30.391
120	15/08/2008	06:50:00	32.8	20.753	2.360	16.431	26.403
121	15/08/2008	07:00:00	32.7	21.266	3.342	16.429	32.358
122	15/08/2008	07:10:00	32.9	20.949	2.846	14.456	28.378
123	15/08/2008	07:20:00	33.1	20.337	3.024	15.468	31.399
124	15/08/2008	07:30:00	33.1	19.948	3.357	15.471	35.387
125	15/08/2008	07:40:00	33.3	20.167	2.605	16.427	27.415
126	15/08/2008	07:50:00	33.4	21.463	3.135	15.466	28.377
127	15/08/2008	08:00:00	33.0	22.269	2.908	16.424	28.375
128	15/08/2008	08:10:00	33.3	22.456	2.574	17.472	28.373
129	15/08/2008	08:20:00	32.8	22.004	2.220	17.470	30.379
130	15/08/2008	08:30:00	32.9	22.774	2.445	17.471	28.372
131	15/08/2008	08:40:00	32.3	21.493	2.074	16.425	27.417
132	15/08/2008	08:50:00	32.2	21.324	1.986	16.426	27.417
133	15/08/2008	09:00:00	32.3	21.205	2.178	17.477	27.419
134	15/08/2008	09:10:00	32.8	20.782	1.966	16.428	25.446
135	15/08/2008	09:20:00	32.5	21.835	2.174	17.476	26.404
136	15/08/2008	09:30:00	32.3	20.995	1.414	17.477	24.397
137	15/08/2008	09:40:00	32.5	21.372	1.687	17.478	26.404
138	15/08/2008	09:50:00	32.5	21.907	1.638	18.438	27.422
139	15/08/2008	10:00:00	32.3	22.542	1.729	18.438	27.418
140	15/08/2008	10:10:00	32.3	21.880	1.297	19.452	24.399
141	15/08/2008	10:20:00	32.2	20.367	3.329	15.473	32.364
142	15/08/2008	10:30:00	32.0	18.270	1.538	15.473	21.469
143	15/08/2008	10:40:00	31.8	16.373	2.017	12.456	20.421
144	15/08/2008	10:50:00	32.0	17.142	1.213	14.466	19.465
145	15/08/2008	11:00:00	31.9	16.422	1.038	14.462	18.452
146	15/08/2008	11:10:00	31.4	15.994	1.364	12.458	20.424
147	15/08/2008	11:20:00	31.8	17.500	1.647	12.458	21.475
148	15/08/2008	11:30:00	31.9	16.035	0.898	13.506	17.495
149	15/08/2008	11:40:00	31.5	13.662	1.498	10.486	16.443
150	15/08/2008	11:50:00	31.5	11.270	1.337	8.388	15.485
151	15/08/2008	12:00:00	31.5	10.768	0.995	9.528	13.515
152	15/08/2008	12:10:00	31.5	10.670	1.399	7.429	14.475
153	15/08/2008	12:20:00	31.4	8.407	1.821	4.411	11.508
154	15/08/2008	12:30:00	31.4	3.641	1.353	1.492	6.425
155	15/08/2008	12:40:00	31.1	5.252	1.724	2.452	9.540
156	15/08/2008	12:50:00	30.9	8.116	0.781	6.421	10.496
157	15/08/2008	13:00:00	31.1	6.065	1.274	2.455	8.401
158	15/08/2008	13:20:00	31.0	3.104	0.715	1.499	4.423
159	15/08/2008	13:30:00	30.7	3.069	1.076	1.499	5.474
160	15/08/2008	17:50:00	30.0	3.595	0.488	2.477	4.443

No.	Date	Time	TLAB	AVG	SD	MIN	MAX
161	15/08/2008	18:50:00	29.1	4.950	1.106	2.489	7.476
162	15/08/2008	19:00:00	29.0	5.323	1.153	2.492	7.478
163	15/08/2008	19:10:00	28.5	3.771	0.824	1.536	6.464
164	15/08/2008	19:20:00	28.5	3.630	0.516	2.496	4.464
165	15/08/2008	19:40:00	29.1	2.065	0.510	1.535	3.498
166	15/08/2008	21:40:00	28.2	3.209	0.843	1.542	6.475
167	16/08/2008	00:50:00	29.0	4.972	1.635	1.541	8.443
168	16/08/2008	01:00:00	29.1	7.448	1.330	4.455	10.538
169	16/08/2008	01:10:00	28.9	9.888	1.237	6.460	13.562
170	16/08/2008	01:20:00	29.5	12.436	1.261	10.531	15.534
171	16/08/2008	01:30:00	29.9	13.511	1.462	10.528	16.486
172	16/08/2008	01:40:00	29.9	15.685	2.094	9.565	19.505
173	16/08/2008	01:50:00	30.4	15.808	1.619	12.497	19.503
174	16/08/2008	02:00:00	30.2	13.257	2.593	7.457	19.496
175	16/08/2008	02:10:00	30.7	14.393	2.387	9.559	20.457
176	16/08/2008	02:20:00	30.7	21.125	4.155	9.555	28.421
177	16/08/2008	02:30:00	30.5	28.180	2.245	22.458	32.397
178	16/08/2008	02:40:00	30.8	29.602	2.087	24.429	33.444
179	16/08/2008	02:50:00	30.9	32.021	2.396	27.450	37.423
180	16/08/2008	03:00:00	31.0	33.468	2.562	27.451	39.414
181	16/08/2008	03:10:00	31.3	32.792	1.735	29.448	37.432
182	16/08/2008	03:20:00	31.2	29.756	2.390	24.423	36.394
183	16/08/2008	03:30:00	31.4	26.911	1.989	21.490	31.432
184	16/08/2008	03:40:00	31.6	27.945	2.019	23.462	33.440
185	16/08/2008	03:50:00	31.3	31.910	3.290	26.432	41.521
186	16/08/2008	04:00:00	31.6	32.197	4.330	24.423	41.512
187	16/08/2008	04:10:00	31.8	33.754	3.060	28.396	41.512
188	16/08/2008	04:20:00	32.0	34.444	3.601	27.444	44.422
189	16/08/2008	04:30:00	31.9	37.477	2.800	32.364	46.448
190	16/08/2008	04:40:00	31.8	41.141	3.130	36.354	48.413
191	16/08/2008	04:50:00	32.1	38.325	3.352	31.399	47.458
192	16/08/2008	05:00:00	32.2	27.143	6.622	18.460	40.327
193	16/08/2008	05:10:00	32.3	22.406	1.885	17.495	27.439
194	16/08/2008	05:20:00	32.2	22.418	2.335	17.493	29.443
195	16/08/2008	05:30:00	32.3	21.671	1.798	16.441	25.458
196	16/08/2008	05:40:00	32.2	22.509	2.706	18.448	32.373
197	16/08/2008	05:50:00	32.2	22.425	1.859	17.484	28.387
198	16/08/2008	06:00:00	32.2	22.062	2.442	17.486	29.436
199	16/08/2008	06:10:00	32.8	22.516	2.779	13.506	31.411
200	16/08/2008	06:20:00	32.9	23.162	2.641	18.442	29.435
201	16/08/2008	06:30:00	32.6	22.951	2.085	18.442	28.385
202	16/08/2008	06:40:00	32.9	23.083	2.471	18.441	31.406
203	16/08/2008	06:50:00	32.9	23.257	2.721	16.432	30.389
204	16/08/2008	07:00:00	32.9	22.913	1.909	18.438	26.407
205	16/08/2008	07:10:00	32.9	22.883	2.044	17.478	28.381
206	16/08/2008	07:20:00	32.9	22.733	2.681	17.476	32.360
207	16/08/2008	07:30:00	32.9	23.126	2.870	19.448	34.374
208	16/08/2008	07:40:00	32.9	22.856	2.042	18.434	28.376
209	16/08/2008	07:50:00	33.0	22.991	2.187	19.445	28.374
210	16/08/2008	08:00:00	32.9	22.729	2.031	19.445	28.373
211	16/08/2008	08:10:00	32.6	23.971	2.241	18.435	29.425
212	16/08/2008	08:20:00	32.6	24.338	2.093	19.447	29.425
213	16/08/2008	08:30:00	32.7	23.212	1.669	19.447	26.406
214	16/08/2008	08:40:00	32.7	23.610	2.198	18.435	31.399
215	16/08/2008	08:50:00	32.9	23.093	2.020	18.435	28.377
216	16/08/2008	09:00:00	33.0	22.583	2.378	19.446	30.386
217	16/08/2008	09:10:00	33.2	23.015	2.056	19.445	30.384
218	16/08/2008	09:20:00	33.4	23.414	2.116	17.471	29.424
219	16/08/2008	09:30:00	32.9	23.904	2.473	19.445	34.374
220	16/08/2008	09:40:00	32.9	24.318	2.482	19.443	31.398

No.	Date	Time	TLAB	AVG	SD	MIN	MAX
221	16/08/2008	09:50:00	32.9	24.233	1.362	21.453	26.401
222	16/08/2008	10:00:00	32.7	24.663	2.343	21.452	32.355
223	16/08/2008	10:10:00	32.7	24.033	1.578	20.404	28.375
224	16/08/2008	10:20:00	32.8	24.495	1.256	21.455	28.375
225	16/08/2008	10:30:00	32.7	25.111	2.009	21.454	30.384
226	16/08/2008	10:40:00	32.6	25.742	1.434	22.415	28.375
227	16/08/2008	10:50:00	32.8	24.393	1.133	22.416	27.415
228	16/08/2008	11:00:00	32.3	24.235	1.550	21.457	28.378
229	16/08/2008	11:10:00	32.6	24.285	1.316	22.417	28.377
230	16/08/2008	11:20:00	32.5	23.929	0.702	22.418	25.448
231	16/08/2008	11:30:00	32.2	23.837	0.878	22.420	27.421
232	16/08/2008	11:40:00	32.1	23.411	1.138	21.461	27.422
233	16/08/2008	11:50:00	32.2	24.054	1.270	22.423	28.383
234	16/08/2008	12:00:00	31.9	23.311	1.148	21.465	27.426
235	16/08/2008	12:10:00	32.0	21.354	1.647	18.445	24.404
236	16/08/2008	12:20:00	32.1	19.964	1.167	17.483	22.433
237	16/08/2008	12:30:00	31.8	14.633	3.253	10.482	23.441
238	16/08/2008	12:40:00	31.9	9.822	2.175	5.451	13.510
239	16/08/2008	12:50:00	32.0	7.518	0.985	6.412	10.490
240	16/08/2008	13:00:00	31.8	8.596	0.831	7.425	10.489
241	16/08/2008	13:10:00	32.0	8.542	0.648	6.413	9.531
242	16/08/2008	13:20:00	31.7	7.639	0.846	5.453	9.530
243	16/08/2008	13:30:00	31.4	8.044	0.858	6.415	9.532
244	16/08/2008	13:40:00	31.3	7.425	1.043	5.456	10.495
245	16/08/2008	13:50:00	31.3	7.037	1.144	5.460	10.495
246	16/08/2008	14:00:00	31.6	6.599	1.196	4.409	9.536
247	16/08/2008	14:10:00	31.2	5.347	1.099	3.449	7.438
248	16/08/2008	14:20:00	31.1	3.667	1.346	1.492	7.439
249	16/08/2008	14:30:00	31.1	6.519	0.869	4.413	8.402
250	16/08/2008	14:40:00	31.4	5.936	0.968	4.412	8.402
251	16/08/2008	14:50:00	31.2	6.241	1.403	3.452	10.500
252	16/08/2008	15:00:00	31.2	4.551	0.735	3.452	6.428
253	16/08/2008	15:10:00	31.4	3.239	1.236	1.484	6.430
254	16/08/2008	16:40:00	30.8	2.599	0.891	1.501	6.434
255	16/08/2008	20:40:00	30.2	3.227	0.731	1.519	4.445
256	16/08/2008	20:50:00	30.0	2.893	0.633	1.517	4.444
257	16/08/2008	21:00:00	29.9	3.275	0.779	1.516	5.492
258	16/08/2008	21:20:00	29.8	2.130	0.496	1.518	3.484
259	17/08/2008	01:10:00	29.3	5.120	0.987	3.488	7.476
260	17/08/2008	01:20:00	29.9	6.568	1.610	4.445	10.531
261	17/08/2008	01:30:00	30.2	7.842	1.590	4.441	11.540
262	17/08/2008	01:40:00	30.3	11.976	0.767	10.520	13.547
263	17/08/2008	01:50:00	30.3	13.025	1.312	9.559	15.516
264	17/08/2008	02:00:00	30.1	14.056	1.926	10.517	19.499
265	17/08/2008	02:10:00	30.5	7.943	2.430	3.473	14.500
266	17/08/2008	02:20:00	30.6	7.781	2.151	4.430	16.470
267	17/08/2008	02:30:00	30.4	10.800	1.603	7.450	14.499
268	17/08/2008	02:40:00	31.2	12.655	2.565	7.451	17.519
269	17/08/2008	02:50:00	31.2	13.612	1.491	10.507	16.465
270	17/08/2008	03:00:00	31.2	16.296	2.173	10.507	21.498
271	17/08/2008	03:10:00	31.6	17.632	1.842	8.402	20.447
272	17/08/2008	03:20:00	31.1	18.759	2.215	14.485	23.465
273	17/08/2008	03:30:00	31.6	22.376	2.497	12.475	26.432
274	17/08/2008	03:40:00	31.8	25.803	3.012	14.481	34.406
275	17/08/2008	03:50:00	32.1	29.796	4.152	21.482	39.393
276	17/08/2008	04:00:00	31.9	34.528	2.609	28.389	42.469
277	17/08/2008	04:10:00	32.0	39.191	2.587	33.419	45.499
278	17/08/2008	04:20:00	32.2	36.113	3.164	29.437	42.468
279	17/08/2008	04:30:00	32.3	30.920	2.749	25.456	44.425
280	17/08/2008	04:40:00	32.1	26.758	2.092	23.445	34.374

No.	Date	Time	TLAB	AVG	SD	MIN	MAX
281	17/08/2008	04:50:00	31.9	26.836	1.904	24.404	32.374
282	17/08/2008	05:00:00	31.8	26.897	2.198	20.424	32.379
283	17/08/2008	05:10:00	31.8	26.206	1.801	22.437	32.379
284	17/08/2008	05:20:00	32.4	30.656	4.123	22.437	40.345
285	17/08/2008	05:30:00	32.8	39.987	2.233	36.340	46.432
286	17/08/2008	05:40:00	33.1	44.396	3.074	36.329	52.366
287	17/08/2008	05:50:00	32.8	40.248	5.271	31.410	50.391
288	17/08/2008	06:00:00	32.5	29.329	3.673	23.439	37.410
289	17/08/2008	06:10:00	32.6	30.825	3.603	24.401	40.345
290	17/08/2008	06:20:00	33.0	38.104	3.236	29.433	45.464
291	17/08/2008	06:30:00	33.0	40.382	4.083	33.404	52.377
292	17/08/2008	06:40:00	32.8	25.133	3.214	19.454	37.375
293	17/08/2008	06:50:00	32.8	23.572	1.974	19.452	28.383
294	17/08/2008	07:00:00	33.2	22.140	2.460	16.431	29.430
295	17/08/2008	07:10:00	33.0	21.110	2.032	17.475	27.417
296	17/08/2008	07:20:00	33.5	21.311	3.113	16.426	31.399
297	17/08/2008	07:30:00	32.9	21.246	2.132	17.473	26.402
298	17/08/2008	07:40:00	33.5	23.348	2.530	19.445	31.396
299	17/08/2008	07:50:00	33.6	23.038	2.537	17.469	33.398
300	17/08/2008	08:00:00	33.4	23.464	2.816	15.461	30.379
301	17/08/2008	08:10:00	33.4	22.627	2.425	16.419	29.418
302	17/08/2008	08:20:00	33.1	21.958	2.181	17.470	27.412
303	17/08/2008	10:00:00	33.1	23.612	1.573	21.473	28.395
304	17/08/2008	10:10:00	32.8	24.864	1.643	22.428	30.398
305	17/08/2008	10:20:00	32.5	24.183	1.539	19.456	27.426
306	17/08/2008	10:30:00	32.8	23.722	1.110	21.464	26.411
307	17/08/2008	10:40:00	32.5	24.165	1.113	22.423	27.421
308	17/08/2008	10:50:00	32.5	23.930	1.280	21.463	26.413
309	17/08/2008	11:00:00	32.6	23.917	1.143	22.422	28.386
310	17/08/2008	11:10:00	32.6	23.359	0.853	21.461	25.449
311	17/08/2008	11:20:00	32.2	23.902	1.205	22.421	29.431
312	17/08/2008	11:30:00	32.1	23.427	0.856	21.462	25.452
313	17/08/2008	11:40:00	32.0	24.073	1.510	21.467	29.435
314	17/08/2008	11:50:00	32.0	23.687	1.177	21.467	27.428
315	17/08/2008	12:00:00	31.8	23.840	0.874	22.429	26.415
316	17/08/2008	12:10:00	31.8	23.184	1.250	21.471	27.433
317	17/08/2008	12:20:00	31.8	22.787	0.641	21.470	25.458
318	17/08/2008	12:30:00	31.6	20.741	1.495	18.449	25.458
319	17/08/2008	12:40:00	32.0	16.974	1.052	15.481	20.428
320	17/08/2008	12:50:00	31.6	16.057	1.091	13.508	18.453
321	17/08/2008	13:00:00	31.5	13.974	1.643	10.487	17.494
322	17/08/2008	13:10:00	31.4	12.238	1.038	10.488	14.476
323	17/08/2008	13:20:00	31.1	14.805	1.958	10.489	20.433
324	17/08/2008	13:30:00	31.4	18.381	1.851	14.474	22.442
325	17/08/2008	13:40:00	31.4	17.868	0.827	16.447	20.431
326	17/08/2008	13:50:00	31.6	16.770	0.837	14.474	19.472
327	17/08/2008	14:00:00	31.1	16.814	0.916	15.486	20.431
328	17/08/2008	14:10:00	31.6	15.403	1.001	13.510	17.497
329	17/08/2008	14:20:00	31.4	13.214	1.638	10.489	17.496
330	17/08/2008	14:30:00	31.3	10.270	1.306	6.416	14.477
331	17/08/2008	14:40:00	31.3	5.902	1.675	1.491	10.497
332	17/08/2008	14:50:00	31.1	7.959	1.376	6.419	13.520
333	17/08/2008	15:00:00	30.9	9.413	1.178	6.421	12.469
334	17/08/2008	15:10:00	31.2	7.245	1.073	5.462	9.540
335	17/08/2008	15:20:01	31.6	5.313	0.576	4.411	6.427
336	17/08/2008	15:30:00	31.1	5.557	0.878	4.410	7.438
337	17/08/2008	15:40:00	31.4	5.003	0.904	2.452	6.425
338	17/08/2008	16:00:00	31.5	5.104	0.978	2.450	7.435
339	17/08/2008	16:10:00	31.1	5.015	0.887	3.448	8.396
340	17/08/2008	16:20:00	31.1	6.086	1.901	3.449	13.520

No.	Date	Time	TLAB	AVG	SD	MIN	MAX
341	17/08/2008	16:30:00	30.7	6.221	0.953	3.451	8.400
342	17/08/2008	16:40:00	31.1	5.907	0.758	4.415	7.444
343	17/08/2008	16:50:00	31.2	5.553	0.649	3.455	7.444
344	17/08/2008	17:00:00	31.3	5.209	1.113	2.456	7.443
345	17/08/2008	17:10:00	31.2	5.530	0.802	3.455	7.441
346	17/08/2008	17:20:00	30.8	5.359	0.969	3.453	8.401
347	17/08/2008	17:30:00	30.5	6.366	1.419	3.457	9.544
348	17/08/2008	17:40:00	30.4	5.692	0.639	4.422	7.452
349	17/08/2008	17:50:00	30.2	6.464	0.839	4.422	8.409
350	17/08/2008	18:00:00	30.5	7.185	1.112	5.475	10.513
351	17/08/2008	18:10:00	30.1	6.708	0.675	5.476	8.413
352	17/08/2008	18:20:00	30.1	5.862	0.539	4.430	6.446
353	17/08/2008	18:30:00	30.4	5.103	0.640	3.470	6.445
354	17/08/2008	18:40:00	29.8	4.539	0.363	3.473	5.487
355	17/08/2008	18:50:00	29.9	4.318	0.759	2.474	6.448
356	17/08/2008	19:00:00	30.2	4.718	1.069	3.473	9.557
357	17/08/2008	19:10:00	30.6	5.909	1.890	2.468	10.517
358	17/08/2008	19:20:00	30.5	6.481	1.777	3.465	10.516
359	17/08/2008	19:30:00	30.1	5.897	1.082	4.425	8.412
360	17/08/2008	19:40:00	30.3	5.709	0.638	3.466	6.443
361	17/08/2008	19:50:00	30.2	6.202	1.357	1.509	9.554
362	17/08/2008	20:00:00	30.3	7.472	1.172	4.429	9.555
363	17/08/2008	20:10:00	30.1	7.309	1.087	5.477	9.556
364	17/08/2008	20:20:00	29.9	5.453	0.470	4.429	6.445
365	17/08/2008	20:30:00	29.9	7.115	1.671	5.480	12.488
366	17/08/2008	20:40:00	29.0	17.637	3.086	11.526	25.487
367	17/08/2008	20:50:00	28.1	19.831	3.669	14.503	29.482
368	17/08/2008	21:00:00	27.8	20.006	1.281	16.500	23.502
369	17/08/2008	21:10:00	28.1	19.556	2.143	15.540	24.470
370	17/08/2008	21:20:00	27.9	20.768	1.616	17.559	24.480
371	17/08/2008	21:30:00	28.1	21.188	1.874	17.560	25.526
372	17/08/2008	21:40:00	28.2	21.581	1.578	19.531	26.490
373	17/08/2008	21:50:00	28.0	22.159	1.699	18.519	25.530
374	17/08/2008	22:00:00	28.5	21.875	1.725	18.515	25.526
375	17/08/2008	22:10:00	29.1	21.166	1.189	18.509	23.508
376	17/08/2008	22:20:00	28.8	17.619	1.792	14.518	17.542
377	17/08/2008	22:30:00	29.0	16.011	0.591	14.518	17.542
378	17/08/2008	22:40:00	28.7	15.119	0.768	13.558	16.496
379	17/08/2008	22:50:00	28.7	14.167	0.535	12.510	15.536
380	17/08/2008	23:00:00	28.6	14.240	0.751	12.511	15.538
381	17/08/2008	23:10:00	28.4	13.825	0.639	12.511	15.537
382	17/08/2008	23:20:00	28.4	13.579	0.642	12.512	14.527
383	17/08/2008	23:30:00	28.1	10.077	1.212	7.480	12.519
384	17/08/2008	23:40:00	28.1	10.784	0.872	8.442	12.519
385	17/08/2008	23:50:00	28.1	10.922	0.868	9.582	12.521
386	18/08/2008	00:00:00	28.3	9.431	0.816	7.482	11.559
387	18/08/2008	00:10:00	28.3	8.472	1.068	6.469	10.801
388	18/08/2008	00:20:00	28.4	5.924	0.755	4.459	7.487
389	18/08/2008	00:30:00	28.6	7.550	1.451	4.458	10.542
390	18/08/2008	00:40:00	29.1	10.254	2.305	6.465	13.564
391	18/08/2008	00:50:00	29.3	12.857	1.981	6.461	16.493
392	18/08/2008	01:00:00	29.9	13.238	2.262	7.470	19.507
393	18/08/2008	01:10:00	30.1	14.631	1.961	9.564	18.493
394	18/08/2008	01:20:00	30.4	17.541	3.175	8.421	25.494
395	18/08/2008	01:30:00	29.9	19.243	2.364	14.498	23.479
396	18/08/2008	01:40:00	30.2	20.755	2.830	12.487	29.466
397	18/08/2008	01:50:00	30.0	23.366	2.708	17.517	31.439
398	18/08/2008	02:00:00	30.4	21.907	3.296	11.525	27.460
399	18/08/2008	02:10:00	30.4	20.966	2.784	14.492	26.443
400	18/08/2008	02:20:00	30.7	21.856	3.609	14.491	33.444

No.	Date	Time	TLAB	AVG	SD	MIN	MAX
401	18/08/2008	02:30:00	30.7	22.227	3.385	17.510	30.420
402	18/08/2008	02:40:00	30.7	21.170	1.859	16.463	24.431
403	18/08/2008	02:50:00	31.0	19.956	3.037	13.528	28.414
404	18/08/2008	03:00:00	30.7	21.736	2.518	17.506	28.409
405	18/08/2008	03:10:00	30.9	20.646	2.016	15.499	25.474
406	18/08/2008	03:20:00	31.1	21.667	2.607	17.506	30.418
407	18/08/2008	03:30:00	30.9	25.320	3.050	19.478	33.434
408	18/08/2008	03:40:00	31.0	27.202	3.130	22.445	36.375
409	18/08/2008	03:50:00	31.1	28.127	2.761	22.445	35.411
410	18/08/2008	04:00:00	31.5	30.713	3.286	24.419	42.473
411	18/08/2008	04:10:00	31.4	31.586	3.028	24.418	39.396
412	18/08/2008	04:20:00	31.3	34.739	2.509	30.390	42.452
413	18/08/2008	04:30:00	31.4	37.844	2.722	32.361	43.466
414	18/08/2008	04:40:00	31.0	36.282	3.236	29.455	43.480
415	18/08/2008	04:50:00	31.2	27.903	3.445	20.443	39.410
416	18/08/2008	05:00:00	31.1	24.966	2.761	18.472	30.423
417	18/08/2008	05:10:00	31.2	24.042	2.347	19.485	30.421
418	18/08/2008	05:20:00	31.6	23.755	2.407	17.508	30.417
419	18/08/2008	05:30:00	31.3	23.021	2.685	17.507	31.431
420	18/08/2008	05:40:00	31.6	22.723	3.710	14.487	32.393
421	18/08/2008	05:50:00	31.8	23.071	3.225	15.498	34.403
422	18/08/2008	06:00:00	31.5	23.583	3.692	17.505	33.435
423	18/08/2008	06:10:00	31.6	23.410	2.541	19.475	30.417
424	18/08/2008	06:20:00	31.9	23.315	2.878	16.457	30.414
425	18/08/2008	06:30:00	31.9	22.539	3.273	16.456	31.425
426	18/08/2008	06:40:00	31.6	22.949	2.782	16.457	29.456
427	18/08/2008	06:50:00	31.4	22.749	2.678	17.503	29.456
428	18/08/2008	07:00:00	31.9	21.695	2.723	15.495	29.456
429	18/08/2008	07:10:00	31.8	22.053	2.778	17.502	29.455
430	18/08/2008	07:20:00	31.9	24.285	3.410	17.500	30.413
431	18/08/2008	07:30:00	32.1	20.407	2.789	15.490	28.399
432	18/08/2008	07:40:00	31.9	20.636	2.404	14.479	25.469
433	18/08/2008	07:50:00	31.8	22.197	2.442	17.496	28.400
434	18/08/2008	08:00:00	31.8	21.480	3.161	16.449	32.380
435	18/08/2008	08:10:00	31.9	22.022	1.849	18.453	26.421
436	18/08/2008	08:20:00	31.9	21.469	2.383	17.492	27.455
437	18/08/2008	08:30:00	32.1	21.096	2.428	14.469	26.422
438	18/08/2008	08:40:00	31.9	21.893	2.459	17.492	27.432
439	18/08/2008	08:50:00	32.0	22.010	1.830	18.447	25.459
440	18/08/2008	09:00:00	31.8	21.174	3.065	15.478	28.391
441	18/08/2008	09:10:00	32.2	20.891	2.553	15.478	26.415
442	18/08/2008	09:20:00	32.2	21.162	2.597	17.485	29.435
443	18/08/2008	09:30:00	32.0	21.623	2.297	16.438	27.430
444	18/08/2008	09:40:00	31.8	21.996	2.104	16.438	27.426
445	18/08/2008	09:50:00	31.8	21.602	2.063	17.483	26.411
446	18/08/2008	10:00:00	31.7	21.222	1.723	17.484	24.401
447	18/08/2008	10:10:00	31.6	21.785	1.605	17.484	26.414
448	18/08/2008	10:20:00	31.8	21.107	1.766	18.444	25.452
449	18/08/2008	10:30:00	31.8	21.411	1.232	18.444	24.406
450	18/08/2008	10:40:00	31.8	21.196	1.704	16.437	26.415
451	18/08/2008	10:50:00	32.0	21.019	1.006	19.458	24.406
452	18/08/2008	11:00:00	32.0	20.746	1.598	17.485	24.406
453	18/08/2008	11:10:00	31.9	20.304	1.429	17.484	23.445
454	18/08/2008	11:20:00	31.9	20.130	2.277	12.456	23.443
455	18/08/2008	11:30:00	31.8	12.367	2.670	5.451	17.491
456	18/08/2008	11:40:00	31.6	11.062	2.311	6.411	15.485
457	18/08/2008	11:50:00	31.3	15.046	1.350	12.461	18.455
458	18/08/2008	12:00:00	31.2	12.580	1.481	8.390	14.477
459	18/08/2008	12:10:00	31.2	14.545	1.698	10.490	17.487
460	18/08/2008	12:20:00	31.2	15.285	2.051	9.533	19.473

No.	Date	Time	TLAB	AVG	SD	MIN	MAX
461	18/08/2008	12:30:00	31.1	16.702	1.283	13.517	19.475
462	18/08/2008	12:40:00	31.3	15.839	0.877	13.518	18.484
463	18/08/2008	12:50:00	30.9	11.596	4.263	2.455	17.502
464	18/08/2008	13:20:00	31.2	10.574	1.042	8.401	13.528
465	18/08/2008	13:30:00	31.0	9.577	1.133	6.425	12.474
466	18/08/2008	13:40:00	30.7	7.961	0.947	5.469	9.545
467	18/08/2008	13:50:00	30.9	7.030	1.225	5.468	10.508
468	18/08/2008	14:00:00	31.1	9.407	1.585	4.421	11.521
469	18/08/2008	14:10:00	31.1	9.193	0.883	7.440	10.505
470	18/08/2008	14:20:00	30.3	10.174	1.293	7.440	11.520
471	18/08/2008	14:30:00	29.2	12.099	3.157	7.441	21.492
472	18/08/2008	14:40:00	28.6	16.144	1.671	13.532	20.456
473	18/08/2008	14:50:00	28.9	17.303	1.849	13.550	21.519
474	18/08/2008	15:00:00	28.3	17.323	1.428	13.555	22.484
475	18/08/2008	15:10:00	28.2	17.310	1.368	14.523	20.486
476	18/08/2008	15:20:00	28.0	17.269	1.616	14.531	22.497
477	18/08/2008	15:30:00	27.9	18.157	1.619	15.549	22.505
478	18/08/2008	15:40:00	28.1	18.294	1.634	14.537	21.545
479	18/08/2008	15:50:00	28.4	18.273	1.169	15.548	21.542
480	18/08/2008	16:00:00	28.8	19.155	1.986	14.527	25.517
481	18/08/2008	16:10:00	29.7	18.994	2.048	13.558	22.486
482	18/08/2008	16:20:00	29.1	16.069	1.342	12.503	19.509
483	18/08/2008	16:30:00	29.6	15.221	1.618	10.527	18.498
484	18/08/2008	16:40:00	29.7	15.043	0.779	13.547	16.485
485	18/08/2008	16:50:00	29.6	11.737	2.175	7.465	14.513
486	18/08/2008	17:00:00	29.6	8.947	1.077	6.450	10.530
487	18/08/2008	17:10:00	29.3	6.852	1.001	4.441	8.429
488	18/08/2008	17:20:00	29.0	7.855	0.465	7.465	8.432
489	18/08/2008	17:30:00	29.1	8.493	0.764	7.468	10.534
490	18/08/2008	17:40:00	28.9	8.537	0.590	7.470	9.575
491	18/08/2008	17:50:00	28.6	7.906	0.468	7.472	8.439
492	18/08/2008	18:00:00	28.5	8.318	0.723	6.463	9.580
493	18/08/2008	18:10:00	28.4	8.993	0.619	8.436	10.542
494	18/08/2008	18:20:00	28.3	9.607	0.749	8.438	11.554
495	18/08/2008	18:30:00	28.5	10.300	0.458	9.579	11.559
496	18/08/2008	18:40:00	28.4	10.513	0.650	9.577	11.558
497	18/08/2008	18:50:00	28.4	10.238	0.594	8.439	11.558
498	18/08/2008	19:00:00	28.4	10.404	0.667	9.578	11.556
499	18/08/2008	19:10:00	28.5	9.772	0.772	8.437	11.554
500	18/08/2008	19:20:00	28.6	8.204	0.932	6.465	10.544
501	18/08/2008	19:30:00	28.7	6.397	0.483	5.503	7.463
502	18/08/2008	19:40:00	28.4	4.574	0.739	3.494	5.510
503	18/08/2008	19:50:00	29.1	3.542	0.374	2.496	4.482
504	18/08/2008	20:00:00	29.2	3.503	0.660	2.493	5.507
505	18/08/2008	20:10:00	29.0	2.733	0.659	1.532	4.456
506	18/08/2008	20:20:00	28.8	3.639	0.747	2.492	5.502
507	18/08/2008	20:30:00	29.2	3.986	0.819	2.493	6.464
508	18/08/2008	20:40:00	28.6	3.060	0.704	1.534	4.456
509	18/08/2008	20:50:00	28.4	2.071	0.631	1.535	3.499
510	18/08/2008	21:00:00	28.4	2.018	0.513	1.536	3.502
511	18/08/2008	21:40:00	28.9	2.550	0.583	1.538	3.503
512	18/08/2008	21:50:00	29.1	3.370	0.720	1.538	4.462
513	19/08/2008	02:20:00	30.4	7.557	1.472	5.491	12.500
514	19/08/2008	02:30:00	30.1	11.445	1.714	7.463	14.514
515	19/08/2008	02:40:00	30.2	14.688	3.668	8.422	25.494
516	19/08/2008	02:50:00	30.3	20.478	2.251	15.515	26.451
517	19/08/2008	03:00:00	30.6	22.076	2.704	15.515	29.472
518	19/08/2008	03:10:00	30.8	25.057	3.459	18.479	35.413
519	19/08/2008	03:20:00	30.6	26.653	2.532	21.499	33.451
520	19/08/2008	03:30:00	30.8	24.854	2.603	20.448	32.401

No.	Date	Time	TLAB	AVG	SD	MIN	MAX
521	19/08/2008	03:40:00	31.0	24.698	3.437	17.512	33.443
522	19/08/2008	03:50:00	31.4	23.774	3.325	15.502	33.441
523	19/08/2008	04:00:00	31.3	23.165	4.070	15.501	32.396
524	19/08/2008	04:10:00	31.4	20.746	1.734	16.458	23.466
525	19/08/2008	04:20:00	31.6	23.143	3.134	16.456	29.457
526	19/08/2008	04:30:00	31.8	22.953	4.358	17.503	41.497
527	19/08/2008	04:40:00	32.0	22.590	3.371	14.480	31.424
528	19/08/2008	04:50:00	32.3	22.789	2.619	18.457	31.420
529	19/08/2008	05:00:00	31.9	22.992	2.831	17.497	29.445
530	19/08/2008	07:30:00	32.1	18.849	3.862	7.477	26.452
531	19/08/2008	07:40:00	32.6	19.885	2.057	16.463	25.479
532	19/08/2008	07:50:00	32.5	20.104	3.075	13.520	28.402
533	19/08/2008	08:00:00	32.6	20.496	2.969	12.462	29.441
534	19/08/2008	08:10:00	32.6	20.334	3.549	13.507	35.401
535	19/08/2008	08:20:00	32.6	19.885	2.865	15.479	30.399
536	19/08/2008	08:30:00	32.2	20.380	1.994	16.438	27.428
537	19/08/2008	08:40:00	32.0	21.225	2.900	16.437	29.437
538	19/08/2008	08:50:00	32.1	20.065	1.777	16.437	24.404
539	19/08/2008	09:00:00	31.9	20.560	2.551	16.437	26.417
540	19/08/2008	09:10:00	32.0	20.749	1.746	16.437	24.405
541	19/08/2008	09:20:00	32.1	20.284	2.115	15.474	26.413
542	19/08/2008	09:30:00	32.2	21.061	2.136	17.484	27.425
543	19/08/2008	09:40:00	32.0	21.514	2.775	16.437	28.387
544	19/08/2008	09:50:00	32.5	20.224	1.833	16.434	24.404
545	19/08/2008	10:00:00	32.2	20.720	2.115	14.460	25.451
546	19/08/2008	10:10:00	32.7	20.398	1.896	16.433	27.424
547	19/08/2008	10:20:00	32.5	21.535	2.750	17.479	32.366
548	19/08/2008	10:30:00	32.7	21.751	1.967	18.438	29.428
549	19/08/2008	10:40:00	32.1	21.575	2.025	17.479	27.423
550	19/08/2008	10:50:00	32.0	22.083	2.171	17.478	27.419
551	19/08/2008	11:00:00	32.3	21.106	2.146	14.457	27.420
552	19/08/2008	11:10:00	32.4	21.123	1.431	18.437	24.398
553	19/08/2008	11:20:00	31.8	21.944	1.528	18.438	24.400
554	19/08/2008	11:30:00	31.9	21.854	2.445	17.420	28.379
555	19/08/2008	11:40:00	31.9	21.193	1.484	18.440	25.450
556	19/08/2008	11:50:00	31.6	20.484	1.098	18.445	22.431
557	19/08/2008	12:00:00	31.3	20.416	1.292	18.446	25.458
558	19/08/2008	12:10:00	31.6	20.933	1.567	17.492	24.410
559	19/08/2008	12:20:00	31.6	19.649	1.604	15.484	22.438
560	19/08/2008	12:30:00	31.9	18.603	1.109	15.484	21.475
561	19/08/2008	12:40:00	31.8	17.952	1.093	16.441	22.434
562	19/08/2008	12:50:00	31.8	17.416	1.147	15.482	20.428
563	19/08/2008	13:00:00	31.8	16.615	0.736	15.483	18.456
564	19/08/2008	13:10:00	31.8	15.976	0.771	14.469	17.495
565	19/08/2008	13:20:00	31.9	16.412	0.854	14.469	17.495
566	19/08/2008	13:30:00	31.8	10.576	4.101	4.405	16.448
567	19/08/2008	13:40:00	31.5	4.216	1.007	2.447	6.418
568	19/08/2008	14:10:00	31.5	4.488	0.761	3.449	6.424
569	19/08/2008	16:50:00	30.8	4.164	1.663	1.538	7.488
570	19/08/2008	17:00:00	30.8	4.178	1.031	2.484	6.460
571	19/08/2008	17:10:00	30.5	3.899	0.703	2.481	5.494
572	19/08/2008	17:20:00	30.2	3.209	0.644	1.518	4.441
573	19/08/2008	17:30:00	30.4	4.046	0.795	2.476	6.447
574	19/08/2008	17:40:00	30.5	4.227	0.604	2.475	5.484
575	19/08/2008	17:50:00	30.2	3.519	0.679	2.474	4.438
576	19/08/2008	18:00:00	30.1	3.486	0.808	1.514	5.485
577	19/08/2008	18:10:00	30.2	3.483	0.605	2.475	4.439
578	19/08/2008	18:20:00	30.2	3.740	0.923	1.516	5.487
579	19/08/2008	18:30:00	30.5	3.320	0.564	2.475	4.438
580	19/08/2008	18:40:00	30.5	2.389	0.639	1.514	3.477

No.	Date	Time	TLAB	AVG	SD	MIN	MAX
581	19/08/2008	18:50:00	30.1	2.656	0.580	1.514	3.477
582	19/08/2008	19:00:00	30.7	5.361	1.557	3.469	9.557
583	19/08/2008	19:10:00	29.6	11.227	4.740	3.468	16.472
584	19/08/2008	19:20:00	30.3	14.556	0.920	12.484	16.470
585	19/08/2008	19:30:00	29.5	16.008	1.605	13.532	20.450
586	19/08/2008	19:40:00	29.6	16.162	0.850	14.498	18.482
587	19/08/2008	19:50:00	30.2	15.513	0.957	13.537	17.525
588	19/08/2008	20:00:00	30.5	13.480	1.112	10.512	15.512
589	19/08/2008	20:10:00	30.0	13.528	0.928	12.483	16.469
590	19/08/2008	20:20:00	29.5	17.441	2.164	13.538	24.434
591	19/08/2008	20:30:00	29.8	17.788	1.681	14.501	22.466
592	19/08/2008	20:40:00	30.1	16.675	1.653	13.537	21.504
593	19/08/2008	20:50:00	30.1	16.942	1.616	14.496	20.455
594	19/08/2008	21:00:00	29.9	11.768	3.555	6.440	17.521
595	19/08/2008	21:10:00	29.9	5.972	1.036	4.433	8.419
596	19/08/2008	21:20:00	29.6	4.200	0.999	2.473	5.489
597	19/08/2008	21:30:00	29.7	3.845	0.501	2.473	4.439
598	19/08/2008	21:40:00	29.5	4.405	1.702	2.475	8.424
599	19/08/2008	21:50:00	29.6	8.228	1.093	5.487	9.566
600	19/08/2008	22:00:00	29.4	8.450	0.956	6.447	10.523
601	19/08/2008	22:10:00	29.4	7.318	0.734	5.489	8.426
602	19/08/2008	22:20:00	29.8	6.633	0.788	4.439	8.427
603	19/08/2008	22:30:00	29.8	4.939	0.806	3.475	6.451
604	19/08/2008	22:40:00	30.0	2.803	0.751	1.515	4.439
605	19/08/2008	22:50:00	30.0	3.265	0.645	2.475	4.440
606	20/08/2008	02:50:00	30.5	23.513	4.379	8.239	30.206
607	20/08/2008	03:00:00	31.0	25.150	2.317	20.477	31.461
608	20/08/2008	03:10:00	30.9	26.441	2.403	22.465	34.438
609	20/08/2008	03:20:00	31.0	21.240	2.237	17.516	28.419
610	20/08/2008	03:30:00	30.9	20.049	1.388	16.468	23.472
611	20/08/2008	03:40:00	31.0	20.396	1.752	17.510	24.433
612	20/08/2008	03:50:00	31.0	19.486	2.080	15.503	27.453
613	20/08/2008	04:00:00	31.4	20.837	1.518	16.460	24.429
614	20/08/2008	04:10:00	31.4	20.381	2.073	16.458	29.458
615	20/08/2008	04:20:00	31.3	20.487	2.033	16.456	26.434
616	20/08/2008	04:30:00	31.3	20.978	2.618	14.480	26.431
617	20/08/2008	04:40:00	31.3	20.362	2.053	15.496	25.469
618	20/08/2008	04:50:00	31.6	21.190	1.652	18.460	25.466
619	20/08/2008	05:00:00	31.5	20.853	1.803	15.492	24.421
620	20/08/2008	05:10:00	31.3	22.599	1.639	19.472	26.428
621	20/08/2008	05:20:00	31.5	22.418	2.403	17.495	28.399
622	20/08/2008	05:30:00	31.2	22.030	2.409	17.495	29.448
623	20/08/2008	05:40:00	31.2	22.437	1.853	18.458	28.397
624	20/08/2008	05:50:00	31.7	22.694	3.114	18.458	34.398
625	20/08/2008	06:00:00	31.5	22.636	2.308	18.455	29.448
626	20/08/2008	06:10:00	31.7	21.731	1.526	17.497	24.417
627	20/08/2008	06:20:00	32.1	22.834	2.298	18.456	28.397
628	20/08/2008	06:30:00	32.1	23.745	2.406	18.453	28.396
629	20/08/2008	06:40:00	31.9	23.177	2.794	18.451	33.423
630	20/08/2008	06:50:00	32.1	22.475	1.982	18.450	27.432
631	20/08/2008	07:00:00	31.6	22.521	1.904	18.449	29.440
632	20/08/2008	07:10:00	31.5	22.809	2.076	18.451	28.392
633	20/08/2008	07:20:00	31.7	22.708	2.102	18.450	30.403
634	20/08/2008	07:30:00	31.7	22.922	1.991	18.450	29.442
635	20/08/2008	07:40:00	31.5	24.225	2.137	19.463	29.438
636	20/08/2008	07:50:00	31.9	23.800	1.304	20.422	26.420
637	20/08/2008	08:00:00	31.3	22.625	2.526	16.442	28.392
638	20/08/2008	08:10:00	31.3	23.480	2.656	17.492	29.444
639	20/08/2008	08:20:00	31.2	23.329	3.411	17.492	30.404
640	20/08/2008	08:30:00	31.2	23.936	2.598	17.493	29.442

No.	Date	Time	TLAB	AVG	SD	MIN	MAX
641	20/08/2008	08:40:00	31.2	23.026	1.896	17.494	27.436
642	20/08/2008	08:50:00	31.4	23.192	2.019	16.447	28.397
643	20/08/2008	09:00:00	31.4	23.307	2.012	19.468	29.446
644	20/08/2008	09:10:00	31.5	22.968	1.749	17.496	27.438
645	20/08/2008	09:20:00	31.4	22.923	1.573	19.466	29.442
646	20/08/2008	09:30:00	31.3	23.230	1.867	20.426	28.396
647	20/08/2008	09:40:00	31.3	23.752	1.929	20.425	28.396
648	20/08/2008	09:50:00	31.2	24.259	1.233	21.476	27.433
649	20/08/2008	10:00:00	31.2	24.835	1.679	21.476	28.395
650	20/08/2008	10:10:00	31.4	23.604	1.225	20.428	26.424
651	20/08/2008	10:20:00	31.6	24.486	1.991	21.478	29.448
652	20/08/2008	10:30:00	31.5	19.978	3.731	12.466	25.464
653	20/08/2008	10:40:00	31.3	15.444	1.649	12.467	19.471
654	20/08/2008	10:50:00	31.2	13.558	1.544	10.494	17.501
655	20/08/2008	11:00:00	30.5	13.203	1.354	11.507	15.497
656	20/08/2008	14:30:00	28.8	5.769	1.678	2.524	9.607
657	20/08/2008	14:50:00	29.3	2.376	0.713	1.547	4.474
658	20/08/2008	15:40:00	28.9	2.589	0.863	1.538	5.506
659	20/08/2008	17:10:00	28.7	2.377	0.938	1.540	5.510
660	20/08/2008	17:40:00	28.7	3.552	0.725	2.503	5.511
661	20/08/2008	17:50:00	29.2	3.842	0.622	2.501	5.515
662	20/08/2008	18:00:00	29.2	5.541	1.140	2.498	7.482
663	20/08/2008	18:10:00	29.2	8.138	1.178	4.454	10.539
664	20/08/2008	18:20:00	29.3	10.843	0.843	8.438	12.572
665	20/08/2008	18:30:00	28.5	9.884	1.463	5.499	12.510
666	20/08/2008	18:40:00	29.2	9.646	1.345	7.473	13.559
667	20/08/2008	18:50:00	28.7	9.020	0.971	6.461	10.537
668	20/08/2008	19:00:00	28.4	6.181	0.747	4.456	7.480
669	20/08/2008	19:10:00	28.5	4.605	0.896	3.498	6.472
670	20/08/2008	19:20:00	29.1	4.943	0.962	3.498	6.473
671	20/08/2008	19:30:00	28.9	6.171	0.696	4.456	7.483
672	20/08/2008	19:40:00	28.6	6.868	0.976	4.455	8.443
673	20/08/2008	19:50:00	28.8	7.636	0.979	5.503	9.582
674	20/08/2008	20:00:00	28.7	9.879	1.049	7.476	11.553
675	20/08/2008	20:10:00	28.7	7.992	1.175	5.500	9.578
676	20/08/2008	20:20:00	28.8	6.102	0.823	4.452	7.481
677	20/08/2008	20:30:00	28.7	5.163	1.068	3.493	7.478
678	20/08/2008	20:40:00	28.2	6.203	0.796	4.454	7.484
679	20/08/2008	20:50:00	28.8	6.731	0.601	5.505	8.444
680	20/08/2008	21:00:00	28.6	7.705	1.152	4.455	9.583
681	20/08/2008	21:10:00	28.7	7.362	0.625	6.465	8.445
682	20/08/2008	21:20:00	28.5	6.504	0.784	4.456	8.442
683	20/08/2008	21:30:00	28.1	7.673	0.668	6.464	9.583
684	21/08/2008	05:30:00	30.9	15.620	4.594	1.565	23.528
685	21/08/2008	05:40:00	31.1	19.665	2.071	15.532	24.461
686	21/08/2008	06:00:00	31.0	19.437	4.964	15.467	39.434
687	21/08/2008	06:10:00	30.8	19.111	0.997	15.513	21.510
688	21/08/2008	06:20:00	31.2	17.862	1.268	15.508	21.506
689	21/08/2008	06:30:00	31.0	16.717	1.163	13.532	19.490
690	21/08/2008	06:40:00	31.0	15.841	1.527	11.518	19.485
691	21/08/2008	06:50:00	30.4	17.219	3.029	12.479	24.428
692	21/08/2008	07:00:00	30.4	19.170	1.484	16.467	25.489
693	21/08/2008	07:10:00	30.5	17.552	2.733	12.496	24.443
694	21/08/2008	07:20:00	30.2	17.404	1.305	14.502	20.460
695	21/08/2008	07:30:00	29.2	17.159	0.828	15.511	19.499
696	21/08/2008	07:40:00	29.6	16.332	1.385	13.551	19.508
697	21/08/2008	07:50:00	29.8	17.364	1.355	14.510	21.515
698	21/08/2008	08:00:00	30.1	15.624	1.869	10.527	21.516
699	21/08/2008	08:10:00	30.2	15.917	1.797	11.536	19.515
700	21/08/2008	08:20:00	30.3	17.243	2.277	12.494	25.492

No.	Date	Time	TLAB	AVG	SD	MIN	MAX
701	21/08/2008	08:30:00	30.4	18.427	1.665	14.502	24.443
702	21/08/2008	08:40:00	30.7	18.862	1.526	15.510	22.465
703	21/08/2008	08:50:00	30.4	18.067	1.331	15.507	21.503
704	21/08/2008	09:00:00	30.7	17.748	1.829	11.523	22.461
705	21/08/2008	09:10:00	30.8	18.197	1.915	14.492	23.473
706	21/08/2008	09:20:00	30.7	18.706	1.090	16.464	22.456
707	21/08/2008	09:30:00	30.6	18.497	1.017	16.463	20.450
708	21/08/2008	09:40:00	29.2	19.099	2.630	11.534	27.454
709	21/08/2008	09:50:00	29.3	16.766	1.599	11.534	19.510
710	21/08/2008	10:00:00	28.7	15.332	0.861	13.554	17.542
711	21/08/2008	10:10:00	28.9	16.027	1.121	14.518	18.504
712	21/08/2008	10:20:00	29.4	15.514	1.016	13.555	17.543
713	21/08/2008	10:30:00	29.8	14.588	1.187	10.529	16.491
714	21/08/2008	10:40:00	29.7	12.909	1.795	7.468	17.534
715	21/08/2008	10:50:00	29.8	11.238	1.622	7.465	15.523
716	21/08/2008	11:00:00	30.0	7.292	1.850	4.441	12.500
717	21/08/2008	11:10:00	29.8	9.442	2.616	4.440	16.478
718	21/08/2008	11:20:00	29.8	10.059	2.063	3.477	14.504
719	21/08/2008	11:30:00	29.8	10.163	1.606	3.476	13.542
720	21/08/2008	11:40:00	30.0	8.271	1.534	4.438	12.498
721	21/08/2008	11:50:00	30.0	7.712	2.586	1.519	15.518
722	21/08/2008	12:10:00	29.8	7.909	1.952	4.438	13.546
723	21/08/2008	12:30:00	28.5	15.310	2.619	4.441	18.496
724	21/08/2008	12:40:00	28.7	19.176	1.123	16.486	21.524
725	21/08/2008	12:50:00	28.8	18.920	0.778	17.534	20.473
726	21/08/2008	13:00:00	29.2	18.683	0.942	16.486	21.520
727	21/08/2008	13:10:00	29.4	17.585	1.058	15.524	20.466
728	21/08/2008	13:20:00	29.4	17.002	1.361	14.506	19.506
729	21/08/2008	13:30:00	29.6	14.260	1.230	9.563	16.480
730	21/08/2008	13:40:00	29.8	5.140	1.199	3.481	9.565
731	21/08/2008	13:50:00	29.8	4.349	1.101	1.524	6.454
732	21/08/2008	17:20:00	28.9	7.552	1.492	4.471	10.563
733	21/08/2008	17:30:00	29.4	4.334	1.546	1.546	7.495
734	21/08/2008	18:10:00	29.4	8.338	2.518	4.454	14.523
735	21/08/2008	18:20:00	29.2	9.979	1.079	7.474	11.553
736	21/08/2008	18:30:00	29.3	6.834	0.877	5.500	8.439
737	21/08/2008	18:40:00	29.3	6.170	1.406	4.450	9.575
738	21/08/2008	18:50:00	28.5	12.678	2.724	6.458	17.541
739	21/08/2008	19:00:00	28.7	14.770	0.626	13.559	15.541
740	21/08/2008	19:10:00	28.7	14.722	0.659	13.563	16.499
741	21/08/2008	19:20:00	28.9	14.409	0.911	12.512	16.502
742	21/08/2008	19:30:00	28.6	13.638	0.585	12.512	15.538
743	21/08/2008	19:40:00	28.7	12.250	1.081	9.580	14.525
744	21/08/2008	19:50:00	28.3	12.302	0.822	10.538	14.524
745	21/08/2008	20:00:00	28.0	11.688	0.798	9.584	13.570
746	21/08/2008	20:10:00	28.1	9.494	0.692	8.447	10.552
747	21/08/2008	20:20:00	27.9	9.301	0.580	8.446	10.549
748	21/08/2008	20:30:00	27.7	9.039	0.725	7.488	10.553
749	21/08/2008	20:40:00	27.4	7.872	0.703	6.479	9.595
750	21/08/2008	20:50:00	27.8	6.120	0.742	4.468	7.497
751	21/08/2008	21:00:00	27.8	3.870	0.580	2.510	4.475
752	21/08/2008	21:10:00	27.7	3.957	0.583	2.510	5.525
753	21/08/2008	21:20:00	27.8	4.975	0.642	3.508	6.480
754	21/08/2008	21:30:00	27.7	5.484	0.572	4.470	6.485
755	21/08/2008	21:40:00	27.9	5.919	0.653	4.470	7.499
756	21/08/2008	21:50:00	28.2	6.341	0.563	5.518	7.496
757	21/08/2008	22:00:00	27.8	7.175	0.780	6.478	9.595
758	21/08/2008	22:10:00	27.6	8.342	0.735	6.478	10.556
759	21/08/2008	22:20:00	27.9	8.836	0.582	7.494	9.598
760	21/08/2008	22:30:00	27.9	8.383	0.587	6.479	9.597

No.	Date	Time	TLAB	AVG	SD	MIN	MAX
761	21/08/2008	22:40:00	28.0	8.357	0.728	7.486	10.548
762	21/08/2008	22:50:00	28.0	7.365	0.606	6.474	8.456
763	21/08/2008	23:00:00	28.0	6.779	1.215	4.468	9.594
764	21/08/2008	23:10:00	28.2	7.027	0.752	5.518	8.456
765	21/08/2008	23:20:00	28.3	7.182	1.011	5.514	9.594
766	21/08/2008	23:30:00	28.2	8.971	2.468	4.465	13.573
767	21/08/2008	23:40:00	28.2	10.541	1.857	7.486	14.534
768	21/08/2008	23:50:00	28.2	6.715	3.103	2.506	11.564
769	22/08/2008	00:00:00	28.2	3.412	0.622	1.546	4.470
770	22/08/2008	00:10:00	28.0	3.594	1.099	1.547	6.480
771	22/08/2008	00:20:00	27.8	2.349	0.439	1.547	3.510
772	22/08/2008	00:40:00	28.0	3.123	0.706	1.550	4.476
773	22/08/2008	00:50:00	27.7	4.543	1.823	1.550	8.458
774	22/08/2008	01:00:00	27.3	5.876	1.155	3.512	7.500
775	22/08/2008	01:10:00	27.2	3.059	0.669	1.555	4.480
776	22/08/2008	01:20:00	27.3	3.471	0.719	1.559	4.484
777	22/08/2008	01:30:00	27.0	3.832	0.787	2.520	5.533
778	22/08/2008	01:40:00	27.1	3.973	0.735	2.519	5.535
779	22/08/2008	01:50:00	27.1	5.224	0.572	4.482	6.498
780	22/08/2008	02:00:00	27.2	6.480	0.760	4.483	7.510
781	22/08/2008	02:10:00	27.3	7.768	1.059	5.531	9.608
782	22/08/2008	02:20:00	27.4	9.277	0.683	7.505	10.569
783	22/08/2008	02:30:00	27.7	9.875	0.869	8.462	11.579
784	22/08/2008	02:40:00	27.8	11.703	1.620	8.460	15.556
785	22/08/2008	02:50:00	28.0	14.022	1.174	10.555	16.514
786	22/08/2008	03:00:00	28.2	16.202	1.879	12.525	19.531
787	22/08/2008	03:10:00	28.6	16.277	1.464	13.573	21.533
788	22/08/2008	03:20:00	29.2	18.140	2.256	14.527	26.473
789	22/08/2008	03:30:00	29.6	19.271	3.204	12.513	28.443
790	22/08/2008	03:40:00	29.8	22.575	2.503	15.528	28.439
791	22/08/2008	03:50:00	29.8	21.091	1.994	16.487	25.503
792	22/08/2008	04:00:00	29.8	20.675	1.195	18.488	23.491
793	22/08/2008	04:10:00	30.3	20.470	1.621	15.518	23.488
794	22/08/2008	04:20:00	30.3	19.581	2.125	14.505	27.465
795	22/08/2008	04:30:00	30.4	21.672	2.320	17.524	29.475
796	22/08/2008	04:40:00	30.7	20.390	2.228	15.513	26.447
797	22/08/2008	04:50:00	30.7	21.641	2.645	16.470	27.460
798	22/08/2008	05:00:00	31.0	23.443	2.943	15.510	31.438
799	22/08/2008	05:10:00	31.0	23.314	2.267	19.488	28.419
800	22/08/2008	05:20:00	30.8	24.636	3.060	18.474	33.443
801	22/08/2008	05:30:00	30.9	31.678	4.420	20.445	40.368
802	22/08/2008	05:40:00	30.6	37.087	3.614	27.447	45.487
803	22/08/2008	05:50:00	30.8	38.498	2.849	33.437	43.488
804	22/08/2008	06:00:00	31.1	38.913	2.430	34.382	45.495
805	22/08/2008	06:10:00	30.7	35.041	3.737	27.447	42.465
806	22/08/2008	06:20:00	31.1	31.505	2.610	26.435	39.409
807	22/08/2008	06:30:00	31.2	32.253	2.036	28.396	37.428
808	22/08/2008	06:40:00	31.2	29.859	3.130	23.462	39.412
809	22/08/2008	06:50:00	31.5	30.284	2.478	26.429	36.364
810	22/08/2008	07:00:00	31.6	29.210	2.345	23.457	35.400
811	22/08/2008	07:10:00	31.8	31.289	2.510	25.466	35.415
812	22/08/2008	07:20:00	31.9	27.458	4.701	18.456	37.403
813	22/08/2008	07:30:00	31.8	25.136	7.733	12.468	53.458
814	22/08/2008	07:40:00	31.8	21.478	2.288	16.450	26.424
815	22/08/2008	07:50:00	31.5	22.468	2.684	17.498	33.430
816	22/08/2008	08:00:00	31.5	22.217	2.010	18.458	28.399
817	22/08/2008	08:10:00	31.7	20.813	2.199	16.450	29.448
818	22/08/2008	08:20:00	31.7	20.875	1.669	17.499	24.419
819	22/08/2008	15:50:00	29.6	3.247	0.871	1.526	5.495
820	22/08/2008	16:00:00	29.5	3.693	0.949	1.527	6.457

No.	Date	Time	TLAB	AVG	SD	MIN	MAX
821	22/08/2008	17:50:00	28.8	3.242	1.195	1.530	7.478
822	22/08/2008	19:30:00	28.2	4.595	1.258	1.541	6.477
823	22/08/2008	19:50:00	28.3	3.982	0.579	2.502	5.516
824	22/08/2008	20:00:00	28.6	3.284	0.480	2.502	4.464
825	22/08/2008	20:10:00	28.1	3.115	0.763	1.541	4.468
826	22/08/2008	20:20:00	28.4	2.589	0.517	1.544	3.508
827	23/08/2008	01:10:00	28.5	5.015	1.520	2.512	9.597
828	23/08/2008	01:20:00	28.9	7.760	2.366	3.506	15.545
829	23/08/2008	01:30:00	29.2	9.275	1.716	4.459	12.519
830	23/08/2008	01:40:00	29.2	9.648	1.423	5.504	12.517
831	23/08/2008	01:50:00	29.4	11.449	2.351	6.463	17.542
832	23/08/2008	02:00:00	29.6	12.668	1.270	9.572	15.531
833	23/08/2008	02:10:00	30.1	15.320	2.495	9.573	22.476
834	23/08/2008	02:20:00	30.8	15.173	3.747	5.493	23.486
835	23/08/2008	02:30:00	30.5	23.422	5.760	11.538	33.452
836	23/08/2008	02:40:00	30.3	35.504	3.013	26.445	42.489
837	23/08/2008	02:50:00	30.3	37.471	3.617	28.411	44.446
838	23/08/2008	03:00:00	30.5	39.355	2.309	34.403	44.453
839	23/08/2008	03:10:00	30.4	37.370	2.148	32.385	41.533
840	23/08/2008	03:20:00	30.7	34.142	3.172	27.460	39.421
841	23/08/2008	03:30:00	30.4	29.391	2.582	25.482	37.429
842	23/08/2008	03:40:00	30.6	26.965	1.514	22.460	30.430
843	23/08/2008	03:50:00	30.8	27.167	2.372	22.459	33.447
844	23/08/2008	04:00:00	31.1	29.385	1.943	24.433	34.402
845	23/08/2008	04:10:00	30.9	30.662	2.371	25.484	35.437
846	23/08/2008	04:20:00	31.0	34.103	2.379	29.462	38.395
847	23/08/2008	04:30:00	31.2	36.602	2.258	31.414	41.508
848	23/08/2008	04:40:00	31.4	37.480	2.121	33.423	43.476
849	23/08/2008	04:50:00	31.2	40.861	2.344	35.422	46.469
850	23/08/2008	05:00:00	31.3	43.633	3.432	37.421	51.447
851	23/08/2008	05:10:00	31.6	41.599	3.012	34.385	48.423
852	23/08/2008	05:20:00	31.4	32.576	3.649	26.435	41.504
853	23/08/2008	05:30:00	31.8	29.657	7.717	20.438	46.458
854	23/08/2008	05:40:00	31.7	22.830	2.152	17.504	29.458
855	23/08/2008	05:50:00	32.1	22.841	2.320	19.474	27.445
856	23/08/2008	06:00:00	31.9	20.954	2.376	16.451	27.442
857	23/08/2008	06:10:00	31.7	21.480	1.858	17.498	26.428
858	23/08/2008	06:20:00	31.5	22.413	2.129	17.500	26.429
859	23/08/2008	06:30:00	31.7	22.724	2.946	17.503	33.434
860	23/08/2008	06:40:00	31.7	19.684	2.884	13.520	29.451
861	23/08/2008	06:50:00	31.8	17.152	1.973	12.471	23.458
862	23/08/2008	07:00:00	31.7	15.647	1.872	11.510	21.485
863	23/08/2008	07:10:00	32.0	14.866	1.822	10.498	20.439
864	23/08/2008	07:20:00	31.6	16.160	2.239	10.496	21.487
865	23/08/2008	07:30:00	32.0	16.760	2.059	11.510	20.439
866	23/08/2008	07:40:00	31.9	15.892	1.559	12.467	19.473
867	23/08/2008	07:50:00	32.2	17.004	2.072	12.464	23.455
868	23/08/2008	08:00:00	32.1	17.882	1.781	14.471	22.439
869	23/08/2008	09:20:00	30.7	18.232	1.177	15.520	20.469
870	23/08/2008	09:30:00	31.1	18.633	1.640	15.515	23.482
871	23/08/2008	09:40:00	30.6	19.152	1.605	16.473	22.465
872	23/08/2008	09:50:00	30.8	18.929	1.458	16.471	22.466
873	23/08/2008	10:00:00	31.0	19.354	1.221	17.515	22.461
874	23/08/2008	10:10:00	31.0	19.979	1.852	16.464	23.474
875	23/08/2008	10:20:00	31.4	21.125	4.220	16.460	36.389
876	23/08/2008	10:30:00	31.4	16.274	1.431	13.526	19.487
877	23/08/2008	10:40:00	31.2	15.232	1.963	9.541	19.482
878	23/08/2008	10:50:00	30.6	12.937	1.052	10.505	15.501
879	23/08/2008	11:00:00	30.3	11.561	0.940	9.550	13.535
880	23/08/2008	11:10:00	29.9	9.789	1.072	7.458	11.530

No.	Date	Time	TLAB	AVG	SD	MIN	MAX
881	23/08/2008	11:20:00	29.7	6.633	1.331	3.477	9.562
882	23/08/2008	11:30:00	29.8	5.211	1.116	3.480	7.466
883	23/08/2008	11:50:00	29.1	5.550	2.052	2.486	9.575
884	23/08/2008	12:00:00	29.4	7.807	2.239	3.488	12.510
885	23/08/2008	12:10:00	29.3	10.623	1.411	7.473	13.555
886	23/08/2008	12:20:00	29.1	10.830	1.386	8.433	13.558
887	23/08/2008	12:30:00	28.8	8.413	1.022	6.460	10.536
888	23/08/2008	12:40:00	28.4	7.703	1.845	3.497	11.553
889	23/08/2008	12:50:00	28.4	8.813	1.217	6.468	10.551
890	23/08/2008	13:00:00	28.4	7.288	0.897	5.512	10.549
891	23/08/2008	13:10:00	28.5	7.444	2.083	4.464	11.565
892	23/08/2008	13:20:00	28.3	8.737	1.779	5.513	12.521
893	23/08/2008	13:30:00	28.2	8.133	0.736	6.472	9.590
894	23/08/2008	13:40:00	28.4	6.420	0.711	5.513	8.451
895	23/08/2008	13:50:00	28.3	5.382	0.761	3.504	7.491
896	23/08/2008	14:00:00	28.5	4.148	0.937	2.507	6.479
897	23/08/2008	14:30:00	28.4	3.036	0.684	1.543	4.466
898	23/08/2008	17:50:00	27.8	2.759	0.593	1.549	4.476
899	23/08/2008	18:00:00	27.6	4.091	0.737	2.511	5.526
900	23/08/2008	18:10:00	27.8	4.892	0.627	3.510	6.485
901	23/08/2008	18:20:00	27.7	5.567	0.677	4.472	7.500
902	23/08/2008	18:30:00	27.5	4.796	0.989	3.512	7.499
903	23/08/2008	18:40:00	27.5	3.624	0.471	2.513	4.480
904	23/08/2008	18:50:00	27.7	3.409	0.384	2.513	4.476
905	23/08/2008	19:00:00	28.1	2.907	0.684	1.550	4.476
906	23/08/2008	19:10:00	28.0	2.173	0.604	1.549	3.515
907	23/08/2008	19:20:00	27.5	2.119	0.512	1.549	3.516
908	23/08/2008	19:50:00	28.1	2.108	0.474	1.551	2.516
909	23/08/2008	20:10:00	28.1	2.408	0.617	1.549	3.513
910	23/08/2008	20:40:00	28.4	2.840	0.921	1.543	4.467
911	23/08/2008	23:40:00	27.1	7.786	2.724	2.512	13.577
912	23/08/2008	23:50:00	27.0	13.112	1.597	10.556	17.562
913	24/08/2008	00:00:00	27.2	12.302	0.834	10.558	13.584
914	24/08/2008	00:10:00	27.3	12.415	0.914	10.555	14.541
915	24/08/2008	00:20:00	26.9	12.615	0.900	10.556	14.543
916	24/08/2008	00:30:00	27.9	11.998	0.962	9.598	13.585
917	24/08/2008	00:40:00	28.0	8.999	1.483	6.483	11.577
918	24/08/2008	00:50:00	27.9	8.744	1.240	6.482	11.572
919	24/08/2008	01:00:00	27.9	8.556	0.952	6.481	10.559
920	24/08/2008	01:10:00	28.1	9.236	1.539	5.522	12.531
921	24/08/2008	01:20:00	28.4	9.948	1.927	6.477	14.536
922	24/08/2008	01:30:00	28.6	10.706	1.836	6.476	13.575
923	24/08/2008	01:40:00	28.8	10.407	2.008	7.487	16.506
924	24/08/2008	01:50:00	28.9	10.534	1.891	6.469	15.542
925	24/08/2008	02:00:00	28.8	10.596	1.777	7.479	14.527
926	24/08/2008	02:10:00	28.6	11.216	3.081	4.457	16.499
927	24/08/2008	02:20:00	29.0	10.204	3.170	4.458	19.517
928	24/08/2008	02:30:00	29.3	11.708	1.444	7.479	14.526
929	24/08/2008	02:40:00	29.2	12.643	2.991	6.461	18.502
930	24/08/2008	02:50:00	29.0	16.623	2.837	9.573	23.496
931	24/08/2008	03:00:00	29.2	18.130	2.225	12.511	25.510
932	24/08/2008	03:10:00	29.0	20.230	2.611	15.534	27.482
933	24/08/2008	03:20:00	29.2	23.673	2.407	17.541	28.444
934	24/08/2008	03:30:00	29.6	24.045	2.991	17.536	30.449
935	24/08/2008	03:40:00	29.5	23.588	2.789	15.528	30.445
936	24/08/2008	03:50:00	29.6	21.165	2.384	15.528	26.465
937	24/08/2008	04:00:00	29.8	21.791	2.958	14.515	29.485
938	24/08/2008	04:10:00	29.7	21.891	3.401	15.526	29.484
939	24/08/2008	04:20:00	30.3	21.528	2.642	15.522	29.482
940	24/08/2008	04:30:00	30.2	20.033	2.623	14.503	26.454



No.	Date	Time	TLAB	AVG	SD	MIN	MAX
941	24/08/2008	04:40:00	30.2	20.377	2.574	14.504	25.494
942	24/08/2008	04:50:00	30.3	21.902	3.019	15.517	28.425
943	24/08/2008	05:00:00	30.3	21.560	3.017	15.513	29.471
944	24/08/2008	05:10:00	30.8	19.970	3.328	12.487	26.449
945	24/08/2008	05:20:00	30.5	18.636	2.371	12.487	27.455
946	24/08/2008	05:30:00	31.0	20.368	2.888	15.504	30.425
947	24/08/2008	05:40:00	30.6	18.067	2.243	13.532	23.472
948	24/08/2008	05:50:00	30.3	16.716	2.615	11.523	24.432
949	24/08/2008	06:00:00	30.7	15.185	2.294	8.408	19.489
950	24/08/2008	06:10:00	31.0	14.776	1.776	9.547	19.488
951	24/08/2008	06:20:00	30.3	14.962	2.993	9.547	22.457
952	24/08/2008	06:30:00	30.1	13.958	2.263	9.550	20.448
953	24/08/2008	06:40:00	30.0	13.742	2.343	10.510	20.451
954	24/08/2008	06:50:00	29.6	13.545	1.762	8.413	17.519
955	24/08/2008	07:00:00	29.8	13.532	1.262	11.528	16.477
956	24/08/2008	07:10:00	29.9	15.006	3.391	9.556	24.439
957	24/08/2008	07:20:00	29.7	14.336	2.029	10.517	20.458
958	24/08/2008	07:30:00	29.8	16.219	2.578	10.518	21.508
959	24/08/2008	07:40:00	29.7	15.152	1.936	9.556	18.488
960	24/08/2008	07:50:00	30.0	15.208	1.484	11.529	18.480
961	24/08/2008	08:00:00	29.9	14.790	1.940	11.529	21.507
962	24/08/2008	08:10:00	30.0	14.351	3.029	8.417	23.480
963	24/08/2008	08:20:00	30.0	17.908	1.756	13.540	21.507
964	24/08/2008	08:30:00	29.8	18.430	1.492	15.512	22.464
965	24/08/2008	08:40:00	29.7	16.990	1.072	14.500	20.460
966	24/08/2008	08:50:00	29.7	16.928	1.260	14.503	20.458
967	24/08/2008	09:00:00	29.4	17.321	1.255	14.504	21.510
968	24/08/2008	09:10:00	29.7	17.486	2.100	12.497	22.475
969	24/08/2008	09:20:00	29.4	18.294	1.523	15.518	22.474
970	24/08/2008	09:30:00	29.9	17.097	1.840	12.485	21.511
971	24/08/2008	09:40:00	29.9	17.086	1.333	14.502	20.461
972	24/08/2008	09:50:00	30.0	17.292	1.480	13.542	20.459
973	24/08/2008	10:00:00	30.0	16.141	3.202	8.419	23.481
974	24/08/2008	10:10:00	30.0	15.465	1.781	11.530	18.485
975	24/08/2008	10:20:00	30.1	14.006	1.621	10.518	18.485
976	24/08/2008	10:30:00	30.1	13.380	1.619	9.556	16.476
977	24/08/2008	10:40:00	30.0	11.489	1.548	8.417	14.506
978	24/08/2008	10:50:00	30.1	11.047	2.061	7.458	15.517
979	24/08/2008	11:00:00	30.0	9.774	1.467	7.458	12.496
980	24/08/2008	11:10:00	29.9	9.305	1.661	6.445	14.505
981	24/08/2008	11:20:00	29.8	9.959	1.792	6.446	13.546
982	24/08/2008	11:30:00	29.9	6.995	2.161	3.479	11.537
983	24/08/2008	11:40:00	29.8	3.056	0.608	1.522	4.445
984	24/08/2008	11:50:00	29.7	3.169	0.780	1.523	4.446
985	24/08/2008	16:50:00	27.6	3.073	0.609	1.545	4.471
986	24/08/2008	17:00:00	27.9	3.687	0.674	2.507	5.516
987	24/08/2008	17:10:00	28.0	4.304	0.521	3.505	5.519
988	24/08/2008	17:20:00	27.7	3.888	0.566	2.505	4.470
989	24/08/2008	17:30:00	27.7	4.379	0.597	2.505	5.518
990	24/08/2008	17:40:00	27.9	4.029	0.514	3.504	5.519
991	24/08/2008	17:50:00	28.2	3.663	0.508	2.505	4.470
992	25/08/2008	01:30:00	28.4	4.657	1.124	2.512	6.485
993	25/08/2008	01:50:00	28.5	7.845	0.855	6.421	9.540
994	25/08/2008	02:00:00	28.7	8.797	1.117	6.473	10.550
995	25/08/2008	02:10:00	28.7	10.038	1.098	7.484	13.570
996	25/08/2008	02:20:00	28.9	12.395	2.700	7.485	19.524
997	25/08/2008	02:30:00	29.4	16.425	3.285	10.542	24.459
998	25/08/2008	02:40:00	29.4	16.781	3.552	8.437	24.462
999	25/08/2008	02:50:00	29.9	11.629	1.517	7.474	14.520
1000	25/08/2008	03:00:00	29.7	13.201	2.676	7.469	18.497

No.	Date	Time	TLAB	AVG	SD	MIN	MAX
1001	25/08/2008	03:10:00	30.1	13.470	1.960	9.586	18.495
1002	25/08/2008	03:20:00	30.3	15.009	2.212	9.565	24.512
1003	25/08/2008	03:30:00	30.3	15.777	1.596	11.535	21.508
1004	25/08/2008	03:40:00	30.3	17.976	2.451	12.492	24.445
1005	25/08/2008	03:50:00	30.6	18.288	2.721	10.519	25.491
1006	25/08/2008	04:00:00	30.6	17.036	2.546	11.530	24.442
1007	25/08/2008	04:10:00	31.1	16.967	2.038	13.537	23.479
1008	25/08/2008	04:20:00	30.9	16.132	2.551	11.527	23.477
1009	25/08/2008	04:30:00	31.1	14.634	2.526	9.552	21.504
1010	25/08/2008	04:40:00	31.1	14.899	2.026	10.510	19.490
1011	25/08/2008	04:50:00	31.2	15.747	2.272	9.550	20.450
1012	25/08/2008	05:00:00	31.3	15.369	2.253	9.550	20.450
1013	25/08/2008	05:10:00	31.4	13.930	2.704	8.407	21.495
1014	25/08/2008	05:20:00	31.2	13.680	2.889	4.424	20.445
1015	25/08/2008	05:40:00	31.2	12.127	2.182	7.445	17.507
1016	25/08/2008	05:50:00	31.5	12.257	2.576	7.443	19.481
1017	25/08/2008	06:00:00	31.6	12.225	2.233	7.443	18.468
1018	25/08/2008	06:10:00	31.4	11.476	2.501	6.428	17.509
1019	25/08/2008	06:20:00	31.5	12.201	2.589	6.428	18.467
1020	25/08/2008	06:30:00	31.8	11.571	2.263	6.428	16.461
1021	25/08/2008	06:40:00	32.1	12.358	2.594	5.467	18.467
1022	25/08/2008	06:50:00	31.9	12.815	2.679	8.396	20.439
1023	25/08/2008	07:00:00	32.0	12.121	2.451	7.437	18.465
1024	25/08/2008	07:10:00	32.0	12.491	2.338	7.436	18.463
1025	25/08/2008	07:20:00	31.7	13.384	2.477	8.395	18.461
1026	25/08/2008	07:30:00	32.1	14.254	2.341	8.398	20.439
1027	25/08/2008	07:40:00	32.1	14.254	2.486	7.436	20.435
1028	25/08/2008	07:50:00	32.2	14.171	2.294	10.493	20.433
1029	25/08/2008	08:00:00	32.3	15.099	2.615	9.533	21.484
1030	25/08/2008	08:10:00	32.2	15.625	2.152	10.492	21.481
1031	25/08/2008	08:20:00	32.2	14.947	1.718	11.501	19.467
1032	25/08/2008	08:30:00	32.1	14.579	2.085	9.531	19.466
1033	25/08/2008	08:40:00	32.1	15.358	2.241	10.489	22.439
1034	25/08/2008	11:50:00	30.2	5.343	2.049	2.503	10.540
1035	25/08/2008	12:00:00	29.6	5.455	1.269	3.489	8.440
1036	25/08/2008	12:40:00	29.8	3.792	1.147	1.528	6.458
1037	25/08/2008	12:50:00	30.0	4.111	1.364	1.528	6.466
1038	25/08/2008	13:00:00	30.0	5.037	1.118	2.484	7.467
1039	25/08/2008	13:10:00	30.1	5.136	0.774	3.479	6.454
1040	25/08/2008	13:20:00	29.9	3.341	0.878	1.523	4.482
1041	25/08/2008	13:40:00	29.6	2.939	0.636	1.522	4.442
1042	25/08/2008	13:50:00	29.5	4.705	1.887	1.522	8.429
1043	25/08/2008	14:00:00	29.4	7.482	1.161	5.490	9.570
1044	25/08/2008	14:10:00	29.3	8.487	0.857	6.453	10.531
1045	25/08/2008	14:20:00	28.9	7.667	1.057	5.495	10.532
1046	25/08/2008	14:30:00	29.0	9.390	0.694	7.470	10.535
1047	25/08/2008	14:40:00	29.4	9.201	0.753	7.471	10.535
1048	25/08/2008	14:50:00	29.2	9.473	0.982	7.469	11.548
1049	25/08/2008	15:00:00	29.3	8.925	0.895	7.468	10.533
1050	25/08/2008	15:10:00	28.8	7.490	0.847	4.446	8.435
1051	25/08/2008	15:20:00	29.3	7.004	0.785	5.494	8.433
1052	25/08/2008	15:30:00	29.1	7.226	0.925	5.494	9.572
1053	25/08/2008	16:10:00	28.9	4.326	0.780	2.493	5.507
1054	25/08/2008	16:20:00	28.6	4.628	0.798	3.492	6.465
1055	25/08/2008	16:30:00	28.5	2.907	0.711	1.535	4.460
1056	25/08/2008	16:40:00	28.4	3.303	0.560	2.496	4.462
1057	25/08/2008	16:50:00	28.4	2.603	0.652	1.538	3.504
1058	25/08/2008	17:00:00	28.4	2.403	0.529	1.539	3.505
1059	25/08/2008	17:10:00	28.4	2.415	0.549	1.539	3.503
1060	25/08/2008	22:30:00	27.9	5.209	2.290	2.503	10.548

No.	Date	Time	TLAB	AVG	SD	MIN	MAX
1061	25/08/2008	22:40:00	28.3	8.199	2.549	2.503	11.563
1062	26/08/2008	03:30:00	30.0	16.359	1.856	12.537	20.505
1063	26/08/2008	03:40:00	30.0	17.467	1.751	15.539	23.507
1064	26/08/2008	03:50:00	30.1	17.907	1.409	15.533	22.480
1065	26/08/2008	04:00:00	30.2	16.923	1.870	11.548	22.485
1066	26/08/2008	04:10:00	30.2	16.130	1.730	12.507	21.521
1067	26/08/2008	04:20:00	30.3	16.512	2.144	11.544	23.484
1068	26/08/2008	04:30:00	30.0	17.576	1.931	13.553	23.481
1069	26/08/2008	04:40:00	30.2	16.262	1.976	11.542	21.518
1070	26/08/2008	04:50:00	30.5	14.759	2.112	10.529	21.520
1071	26/08/2008	05:00:00	30.7	14.914	2.149	11.539	22.477
1072	26/08/2008	05:10:00	30.6	15.508	1.696	11.537	20.466
1073	26/08/2008	05:20:00	30.2	15.439	2.289	9.564	20.463
1074	26/08/2008	05:30:00	30.5	14.143	1.862	10.526	20.464
1075	26/08/2008	05:40:00	30.5	14.341	1.573	10.525	19.506
1076	26/08/2008	05:50:00	30.0	14.608	1.685	10.528	19.504
1077	26/08/2008	06:00:00	30.2	14.445	1.636	10.528	18.487
1078	26/08/2008	06:10:00	30.3	14.668	2.246	10.527	21.518
1079	26/08/2008	06:20:00	30.2	14.614	1.709	11.538	20.462
1080	26/08/2008	06:30:00	30.2	14.752	1.545	10.524	19.505
1081	26/08/2008	06:40:00	30.1	15.289	1.775	11.538	19.506
1082	26/08/2008	06:50:00	30.1	15.228	1.655	10.526	18.495
1083	26/08/2008	07:00:00	29.9	15.610	1.594	11.540	19.508
1084	26/08/2008	08:10:00	30.0	15.048	1.907	12.506	22.485
1085	26/08/2008	08:20:00	30.4	14.759	1.361	11.535	18.484
1086	26/08/2008	08:30:00	30.3	14.902	1.275	12.489	19.491
1087	26/08/2008	08:40:00	30.5	14.923	1.372	11.526	19.495
1088	26/08/2008	08:50:00	30.3	14.516	1.067	12.485	17.522
1089	26/08/2008	09:00:00	30.1	13.013	0.978	10.485	14.489
1090	26/08/2008	09:10:00	30.1	12.421	1.025	8.414	15.511
1091	26/08/2008	09:20:00	30.4	10.111	1.776	6.441	14.498
1092	26/08/2008	09:30:00	30.2	10.426	1.899	5.483	14.501
1093	26/08/2008	09:40:00	29.4	9.687	0.858	7.456	11.534
1094	26/08/2008	09:50:00	29.8	8.991	0.810	7.459	10.525
1095	26/08/2008	10:00:00	29.8	10.168	1.233	6.447	12.494
1096	26/08/2008	10:10:00	29.7	8.954	1.029	6.447	11.537
1097	26/08/2008	10:20:00	29.7	6.127	1.275	4.438	9.563
1098	26/08/2008	10:30:00	29.6	5.760	1.240	3.478	8.427
1099	26/08/2008	10:40:00	29.8	5.964	1.715	3.478	10.525
1100	26/08/2008	10:50:00	29.7	4.847	0.898	3.479	6.454
1101	26/08/2008	11:00:00	29.7	7.375	0.954	4.439	9.567
1102	26/08/2008	11:10:00	29.2	8.625	1.350	6.448	11.539
1103	26/08/2008	15:30:00	29.5	3.956	0.747	1.537	5.505
1104	26/08/2008	21:50:00	28.3	3.586	0.797	2.512	5.524
1105	26/08/2008	22:00:00	28.2	3.062	0.635	1.552	4.474
1106	27/08/2008	01:20:00	27.8	5.421	1.344	2.517	8.460
1107	27/08/2008	01:30:00	28.0	7.522	0.827	5.524	9.602
1108	27/08/2008	01:40:00	27.9	7.668	0.971	4.474	9.601
1109	27/08/2008	01:50:00	28.0	6.642	1.072	4.472	8.461
1110	27/08/2008	02:00:00	27.9	7.335	0.875	5.522	9.589
1111	27/08/2008	02:10:00	28.1	7.855	0.966	5.521	10.557
1112	27/08/2008	05:50:00	29.6	16.837	2.266	10.484	20.500
1113	27/08/2008	06:00:00	29.6	18.694	1.680	16.503	22.503
1114	27/08/2008	06:10:00	29.3	18.839	1.345	15.538	22.484
1115	27/08/2008	06:20:00	29.8	16.039	2.053	11.551	22.482
1116	27/08/2008	06:30:00	29.6	14.517	1.975	9.574	20.471
1117	27/08/2008	06:40:00	29.8	14.160	1.505	11.542	17.540
1118	27/08/2008	06:50:00	29.9	13.223	1.586	7.465	15.526
1119	27/08/2008	07:00:00	29.6	12.813	1.463	10.522	17.529
1120	27/08/2008	07:10:00	29.6	13.186	1.309	10.525	16.485

No.	Date	Time	TLAB	AVG	SD	MIN	MAX
1121	27/08/2008	07:20:00	29.3	13.130	1.242	10.524	17.531
1122	27/08/2008	07:30:00	29.5	13.754	1.874	8.427	17.535
1123	27/08/2008	07:40:00	29.0	12.963	1.255	10.525	16.486
1124	27/08/2008	07:50:00	29.0	13.788	2.174	10.531	18.503
1125	27/08/2008	08:00:00	29.0	13.864	2.351	8.439	20.474
1126	27/08/2008	11:30:00	29.1	6.209	1.688	4.468	9.605
1127	27/08/2008	11:40:00	28.9	7.184	1.317	3.506	8.453
1128	27/08/2008	11:50:00	29.5	6.028	0.813	5.510	8.448
1129	27/08/2008	12:00:00	29.4	6.572	0.775	5.504	7.485
1130	27/08/2008	17:40:00	27.8	7.483	0.849	5.521	9.597
1131	27/08/2008	17:50:00	28.2	6.339	1.260	3.510	8.458
1132	27/08/2008	18:00:00	28.3	6.082	1.281	3.509	7.495
1133	27/08/2008	18:10:00	28.4	6.885	0.846	5.513	9.589
1134	27/08/2008	18:20:00	28.2	7.242	0.743	6.471	8.452
1135	27/08/2008	18:30:00	28.3	6.563	0.616	4.463	7.492
1136	27/08/2008	18:40:00	28.3	6.617	0.698	5.511	8.450
1137	27/08/2008	18:50:00	28.0	7.990	0.646	6.474	9.591
1138	27/08/2008	19:00:00	28.0	6.213	0.539	4.468	7.495
1139	27/08/2008	19:10:00	27.9	6.868	0.643	5.516	8.457
1140	27/08/2008	19:20:00	27.8	6.026	0.549	5.518	7.496
1141	27/08/2008	19:30:00	27.4	6.036	0.668	4.472	7.500
1142	27/08/2008	19:40:00	27.1	7.015	0.645	5.523	8.461
1143	27/08/2008	19:50:00	26.9	6.809	0.564	5.525	8.464
1144	27/08/2008	20:00:00	27.2	6.784	0.578	5.527	8.464
1145	27/08/2008	20:10:00	27.0	5.919	0.664	4.482	7.506
1146	28/08/2008	02:50:00	29.9	17.011	3.792	6.513	25.544
1147	28/08/2008	03:00:00	29.6	18.306	2.353	14.545	27.496
1148	28/08/2008	03:10:00	29.9	21.083	2.017	16.508	28.452
1149	28/08/2008	03:20:00	30.0	22.820	1.777	19.518	27.486
1150	28/08/2008	03:30:00	29.7	25.810	1.865	22.481	30.451
1151	28/08/2008	03:40:00	30.0	21.444	2.600	16.490	26.468
1152	28/08/2008	03:50:00	30.1	16.234	1.690	12.506	20.476
1153	28/08/2008	04:00:00	30.5	15.944	2.456	9.568	23.494
1154	28/08/2008	04:10:00	30.8	16.482	2.034	12.487	20.466
1155	28/08/2008	04:20:00	30.8	16.776	2.151	10.526	22.474
1156	28/08/2008	04:30:00	30.6	18.392	2.588	13.543	23.484
1157	28/08/2008	04:40:00	30.8	18.165	1.752	14.503	22.469
1158	28/08/2008	04:50:00	30.5	15.880	3.170	5.489	22.469
1159	28/08/2008	05:00:00	30.4	13.503	2.930	4.439	22.469
1160	28/08/2008	08:40:00	31.5	17.469	2.795	12.510	23.498
1161	28/08/2008	08:50:00	31.4	17.481	2.908	12.484	25.490
1162	28/08/2008	09:00:00	31.3	16.887	2.234	13.537	23.479
1163	28/08/2008	09:10:00	31.3	16.741	1.270	13.534	20.452
1164	28/08/2008	09:20:00	31.5	16.004	1.576	12.483	19.493
1165	28/08/2008	09:30:00	31.5	17.279	2.198	12.478	23.469
1166	28/08/2008	09:40:00	31.7	16.718	2.258	12.473	24.422
1167	28/08/2008	09:50:00	31.5	15.984	1.288	13.521	20.438
1168	28/08/2008	10:00:00	31.4	16.082	1.788	11.513	21.488
1169	28/08/2008	10:10:00	31.6	16.364	1.662	12.473	20.438
1170	28/08/2008	10:20:00	31.4	16.163	1.902	12.466	22.445
1171	28/08/2008	10:30:00	31.3	15.884	1.709	12.467	19.475
1172	28/08/2008	10:40:00	31.5	15.756	1.615	10.486	20.437
1173	28/08/2008	10:50:00	31.4	16.209	1.291	13.518	18.464
1174	28/08/2008	11:00:00	31.4	15.844	1.641	13.517	21.486
1175	29/08/2008	05:30:00	31.5	15.769	4.477	4.425	28.159
1176	29/08/2008	05:40:00	31.7	17.060	2.897	13.547	26.458
1177	29/08/2008	05:50:00	31.7	15.954	2.958	9.557	25.492
1178	29/08/2008	06:00:00	32.0	15.467	2.071	11.522	21.505
1179	29/08/2008	06:10:00	31.7	15.201	2.578	10.504	22.457
1180	29/08/2008	06:20:00	31.4	15.207	1.444	12.476	19.482

No.	Date	Time	TLAB	AVG	SD	MIN	MAX
1181	29/08/2008	06:30:00	31.6	14.608	1.668	11.515	18.471
1182	29/08/2008	06:40:00	31.7	14.632	1.939	10.499	21.488
1183	29/08/2008	06:50:00	31.5	14.987	2.120	10.500	22.448
1184	29/08/2008	07:00:00	31.4	14.921	1.821	11.510	18.464
1185	29/08/2008	07:10:00	31.6	14.650	1.647	10.495	18.463
1186	29/08/2008	07:20:00	31.7	14.446	2.164	8.394	19.471
1187	29/08/2008	07:30:00	31.6	14.645	1.744	10.494	19.474
1188	29/08/2008	07:40:00	31.8	15.207	2.227	11.505	22.442
1189	29/08/2008	07:50:00	31.7	14.620	2.224	9.533	22.442
1190	29/08/2008	08:00:00	31.7	14.621	4.090	1.495	28.399
1191	29/08/2008	12:10:00	29.2	10.285	1.373	7.481	12.521
1192	29/08/2008	12:20:00	29.2	8.769	1.727	6.466	12.519
1193	29/08/2008	12:30:00	29.2	7.108	0.656	6.463	8.445
1194	29/08/2008	12:40:00	29.0	9.395	1.221	7.477	12.517
1195	29/08/2008	12:50:00	29.4	10.613	0.852	8.436	12.517
1196	29/08/2008	13:00:00	29.6	6.319	1.632	4.448	10.538
1197	29/08/2008	13:10:00	29.3	5.333	0.630	3.486	6.459
1198	29/08/2008	13:20:00	29.2	6.187	1.396	3.484	9.571
1199	29/08/2008	13:30:00	29.3	7.367	0.746	5.495	9.572
1200	29/08/2008	13:40:00	29.4	4.192	1.502	1.528	7.471
1201	29/08/2008	13:50:00	29.3	3.862	1.253	1.528	7.471
1202	29/08/2008	18:20:00	28.2	2.543	0.766	1.558	4.478
1203	29/08/2008	18:30:00	28.0	2.523	0.565	1.555	3.517
1204	29/08/2008	18:40:00	28.3	2.344	0.723	1.553	4.475
1205	29/08/2008	18:50:00	28.3	2.685	0.763	1.553	4.475
1206	30/08/2008	02:50:00	28.1	6.712	2.253	2.519	14.539
1207	30/08/2008	03:00:00	28.1	11.168	4.042	3.516	24.480
1208	30/08/2008	03:10:00	28.6	15.657	2.464	9.596	20.492
1209	30/08/2008	03:20:00	29.2	17.512	2.968	11.562	26.482
1210	30/08/2008	03:30:00	29.3	14.121	2.811	9.586	21.537
1211	30/08/2008	03:40:00	29.9	16.540	2.449	12.515	28.450
1212	30/08/2008	03:50:00	29.9	18.404	5.227	7.477	33.468
1213	30/08/2008	04:00:00	30.3	22.809	3.119	14.513	29.480
1214	30/08/2008	04:10:00	31.0	30.678	4.860	18.491	41.530
1215	30/08/2008	04:20:00	30.6	27.445	5.599	19.495	39.397
1216	30/08/2008	04:30:00	30.4	22.649	2.998	15.512	30.430
1217	30/08/2008	04:40:00	30.5	18.481	3.356	12.491	25.487
1218	30/08/2008	04:50:00	30.8	16.750	2.755	11.529	26.448
1219	30/08/2008	05:00:00	30.9	17.588	2.825	11.527	22.464
1220	30/08/2008	05:10:00	31.0	16.473	3.773	7.455	27.457
1221	30/08/2008	05:20:00	31.1	15.906	3.030	10.510	23.474
1222	30/08/2008	05:30:00	30.9	15.703	2.969	9.550	21.499
1223	30/08/2008	05:40:00	31.3	14.978	3.484	7.449	22.457
1224	30/08/2008	05:50:00	31.1	12.220	2.021	8.406	19.486
1225	30/08/2008	06:00:00	31.2	12.960	2.983	7.446	20.447
1226	30/08/2008	06:10:00	31.7	13.026	2.987	6.431	20.448
1227	30/08/2008	06:20:00	31.6	13.164	3.714	6.430	21.495
1228	30/08/2008	06:30:00	31.8	13.166	2.772	8.401	20.440
1229	30/08/2008	06:40:00	32.1	12.994	2.515	7.439	20.438
1230	30/08/2008	06:50:00	31.7	13.987	2.671	8.397	21.487
1231	30/08/2008	07:00:00	31.3	14.137	1.982	8.400	19.478
1232	30/08/2008	07:10:00	31.6	13.993	2.079	9.539	19.478
1233	30/08/2008	07:20:00	31.7	14.506	2.905	8.398	22.448
1234	30/08/2008	07:30:00	31.7	14.844	2.110	11.508	19.475
1235	30/08/2008	07:40:00	32.0	15.149	2.552	9.535	21.482
1236	30/08/2008	07:50:00	31.8	15.477	2.044	10.493	19.475
1237	30/08/2008	08:00:00	32.0	16.806	2.868	10.494	24.418
1238	30/08/2008	08:10:00	32.1	15.747	2.659	10.494	24.416
1239	30/08/2008	08:20:00	32.1	15.995	1.859	10.492	20.429
1240	30/08/2008	08:30:00	32.0	15.325	2.840	3.448	20.431

No.	Date	Time	TLAB	AVG	SD	MIN	MAX
1241	30/08/2008	08:40:00	32.0	15.380	1.700	11.505	20.430
1242	30/08/2008	08:50:00	32.1	15.217	2.108	11.506	21.479
1243	30/08/2008	09:00:00	32.2	15.281	2.041	10.494	20.434
1244	30/08/2008	09:10:00	32.0	15.562	2.278	10.494	21.481
1245	30/08/2008	09:20:00	31.9	15.512	1.997	11.504	20.430
1246	30/08/2008	09:30:00	31.9	16.700	1.872	9.531	21.479
1247	30/08/2008	09:40:00	31.5	17.770	1.720	14.473	23.453
1248	30/08/2008	09:50:00	32.0	16.589	1.789	13.515	22.445
1249	30/08/2008	10:00:00	31.3	15.896	1.271	13.516	19.474
1250	30/08/2008	10:10:00	31.4	15.266	1.455	11.509	18.465
1251	30/08/2008	10:20:00	31.3	14.658	1.646	11.511	20.438
1252	30/08/2008	10:30:00	31.3	14.948	1.521	10.500	18.464
1253	30/08/2008	10:40:00	31.3	15.057	1.524	12.474	19.480
1254	30/08/2008	10:50:00	31.2	15.211	1.889	11.513	19.480
1255	30/08/2008	11:20:00	29.0	14.827	1.385	13.428	19.346
1256	30/08/2008	11:30:00	28.9	13.870	1.421	10.428	18.338
1257	30/08/2008	11:40:00	28.6	14.503	1.092	11.433	16.344
1258	30/08/2008	11:50:00	31.1	14.013	0.996	12.474	16.460
1259	30/08/2008	12:00:00	31.1	13.621	0.941	11.516	15.505
1260	30/08/2008	12:10:00	30.9	14.374	0.675	12.477	15.504
1261	30/08/2008	12:20:00	30.6	12.321	2.032	8.405	18.471
1262	30/08/2008	12:30:00	30.4	8.358	1.936	5.475	15.504
1263	30/08/2008	12:40:00	30.3	6.346	0.999	4.427	8.414
1264	30/08/2008	12:50:00	29.0	7.588	3.405	1.509	14.504
1265	30/08/2008	13:00:00	29.2	12.550	2.795	6.443	17.528
1266	30/08/2008	13:10:00	27.8	12.587	2.303	8.440	20.465
1267	30/08/2008	13:20:00	27.3	12.463	1.731	8.449	16.504
1268	30/08/2008	13:30:00	27.6	12.552	2.178	9.599	18.522
1269	30/08/2008	13:40:00	28.0	13.364	1.370	11.569	16.516
1270	30/08/2008	13:50:00	28.7	14.516	1.151	11.563	16.515
1271	30/08/2008	14:00:00	28.9	12.779	1.679	9.584	15.549
1272	30/08/2008	14:10:00	28.6	11.678	1.106	8.444	14.530
1273	30/08/2008	14:20:00	28.6	5.532	1.641	3.499	11.559
1274	30/08/2008	15:00:00	27.9	6.083	1.396	1.560	8.466
1275	30/08/2008	15:10:00	27.8	6.123	0.643	4.475	7.501
1276	30/08/2008	15:20:00	28.0	6.510	0.821	4.471	8.458
1277	30/08/2008	15:30:00	28.0	6.934	0.585	5.517	8.456
1278	30/08/2008	15:40:00	27.8	4.649	1.653	1.548	7.496
1279	30/08/2008	15:50:00	27.8	2.379	0.683	1.548	3.514
1280	30/08/2008	16:40:00	28.1	2.324	0.594	1.542	3.506
1281	30/08/2008	16:50:00	28.2	2.413	0.636	1.542	3.505
1282	30/08/2008	17:00:00	28.2	2.573	0.470	1.543	3.507
1283	30/08/2008	18:10:00	27.7	2.354	0.473	1.549	3.514
1284	30/08/2008	18:20:00	27.8	2.287	0.444	1.549	3.513
1285	30/08/2008	18:40:00	27.8	2.449	0.574	1.549	3.513
1286	30/08/2008	18:50:00	27.7	4.663	0.640	3.508	5.524
1287	30/08/2008	19:00:00	27.6	4.317	0.515	3.508	5.523
1288	30/08/2008	19:10:00	27.5	4.664	0.405	4.470	5.525
1289	30/08/2008	19:20:00	27.9	4.639	0.636	3.510	6.482
1290	30/08/2008	19:30:00	28.3	3.908	0.724	2.509	5.522
1291	30/08/2008	19:40:00	28.5	3.381	0.801	1.548	5.522
1292	30/08/2008	19:50:00	27.9	3.549	0.516	2.506	4.469
1293	30/08/2008	20:00:00	27.7	3.583	0.601	2.507	5.518
1294	30/08/2008	20:10:00	28.0	3.190	0.497	2.507	4.468
1295	30/08/2008	21:30:00	27.8	3.519	1.134	1.546	6.479
1296	31/08/2008	00:50:00	28.9	6.469	2.558	1.546	14.535
1297	31/08/2008	01:00:00	29.0	6.988	1.300	2.503	10.545
1298	31/08/2008	01:10:00	29.2	6.941	2.162	1.540	13.564
1299	31/08/2008	01:40:00	29.9	8.338	2.463	1.533	12.510
1300	31/08/2008	01:50:00	30.0	9.475	1.656	4.449	12.509

No.	Date	Time	TLAB	AVG	SD	MIN	MAX
1301	31/08/2008	02:10:00	30.3	12.710	3.861	2.486	20.467
1302	31/08/2008	02:20:00	30.3	12.764	3.241	4.442	19.504
1303	31/08/2008	02:30:00	29.9	19.394	2.672	14.505	25.497
1304	31/08/2008	02:40:00	30.3	22.502	2.212	17.529	28.427
1305	31/08/2008	02:50:00	30.2	22.180	1.747	17.526	27.468
1306	31/08/2008	03:00:00	30.7	19.660	2.649	13.543	25.493
1307	31/08/2008	03:10:00	30.6	17.890	2.857	12.494	26.451
1308	31/08/2008	03:20:00	30.6	20.255	2.958	16.474	30.434
1309	31/08/2008	03:30:00	30.7	18.474	1.856	15.512	22.469
1310	31/08/2008	03:40:00	30.8	21.553	3.339	15.511	28.423
1311	31/08/2008	03:50:00	30.8	24.219	3.076	17.520	33.451
1312	31/08/2008	04:00:00	31.0	29.514	3.966	23.471	42.474
1313	31/08/2008	04:10:00	31.0	30.618	3.842	24.430	39.411
1314	31/08/2008	04:20:00	31.2	32.916	2.227	27.452	37.440
1315	31/08/2008	04:30:00	31.4	36.222	3.858	29.446	46.446
1316	31/08/2008	04:40:00	31.3	38.737	4.429	30.427	48.431
1317	31/08/2008	04:50:00	31.5	44.551	4.116	35.409	53.459
1318	31/08/2008	05:00:00	31.4	40.153	3.431	30.395	47.455
1319	31/08/2008	05:10:00	31.8	38.089	2.499	32.384	44.451
1320	31/08/2008	05:20:00	31.6	37.452	2.308	33.425	43.478
1321	31/08/2008	05:30:00	31.6	35.424	3.028	27.443	40.367
1322	31/08/2008	05:40:00	32.1	36.970	1.989	32.365	41.501
1323	31/08/2008	05:50:00	32.0	38.393	2.580	33.438	43.489
1324	31/08/2008	06:00:00	32.1	38.480	2.987	32.386	46.455
1325	31/08/2008	06:10:00	32.2	35.338	2.802	30.383	43.458
1326	31/08/2008	06:20:00	32.1	34.136	2.623	27.437	40.335
1327	31/08/2008	06:30:00	32.1	31.505	2.524	25.462	40.346
1328	31/08/2008	06:40:00	32.2	26.328	2.512	19.468	31.419
1329	31/08/2008	06:50:00	32.0	23.902	2.775	17.496	32.380
1330	31/08/2008	07:00:00	32.6	20.760	2.463	15.484	26.420
1331	31/08/2008	07:10:00	32.6	19.537	2.452	14.469	25.460
1332	31/08/2008	07:20:00	32.4	18.504	2.570	13.511	24.409
1333	31/08/2008	07:30:00	32.4	18.799	2.815	14.469	29.441
1334	31/08/2008	07:40:00	32.4	18.987	2.236	13.507	25.458
1335	31/08/2008	07:50:00	31.8	16.720	1.867	12.462	23.448
1336	31/08/2008	08:00:00	32.4	16.699	2.893	10.489	23.451
1337	31/08/2008	08:10:00	32.8	16.161	2.443	11.500	22.438
1338	31/08/2008	08:20:00	32.8	14.317	2.248	10.482	22.435
1339	31/08/2008	08:30:00	32.8	13.270	1.990	9.521	17.491
1340	31/08/2008	08:40:00	32.7	13.074	3.261	7.422	22.433
1341	31/08/2008	08:50:00	32.8	12.746	2.122	7.422	18.447
1342	31/08/2008	09:00:00	32.8	12.881	1.960	7.421	17.487
1343	31/08/2008	09:10:00	32.8	12.489	2.705	6.407	21.468
1344	31/08/2008	09:20:00	32.3	12.541	1.511	9.522	16.440
1345	31/08/2008	09:30:00	32.2	13.614	1.620	9.523	16.443
1346	31/08/2008	09:40:00	32.1	13.174	1.247	9.524	15.486
1347	31/08/2008	09:50:00	32.2	12.401	1.101	10.487	16.445
1348	31/08/2008	10:00:00	32.0	12.204	1.122	10.487	14.476
1349	31/08/2008	10:10:00	32.0	12.734	1.265	10.489	15.486
1350	31/08/2008	10:20:00	31.6	12.804	1.275	10.490	16.449
1351	31/08/2008	10:30:00	31.6	12.994	0.808	11.504	14.480
1352	31/08/2008	10:40:00	31.5	13.661	1.102	11.507	17.502
1353	31/08/2008	10:50:00	31.3	14.801	1.056	12.469	16.456
1354	31/08/2008	11:00:00	31.5	14.963	0.889	13.516	17.502
1355	31/08/2008	11:10:00	31.4	14.447	1.087	12.468	19.476
1356	31/08/2008	11:40:00	31.5	14.365	1.025	12.470	17.501
1357	31/08/2008	11:50:00	31.3	14.438	1.232	11.509	18.463
1358	31/08/2008	12:00:00	31.5	13.522	0.816	11.508	15.495
1359	31/08/2008	12:10:00	31.3	9.613	2.283	5.462	13.521
1360	31/08/2008	12:30:00	31.1	8.766	1.976	6.424	14.483

No.	Date	Time	TLAB	AVG	SD	MIN	MAX
1361	31/08/2008	12:40:00	31.0	10.846	0.867	9.537	13.523
1362	31/08/2008	12:50:00	30.6	13.216	1.377	10.500	16.459
1363	31/08/2008	13:00:00	30.3	10.570	1.684	8.401	16.461
1364	31/08/2008	13:10:00	30.6	10.605	1.402	8.404	13.533
1365	31/08/2008	13:20:00	30.0	8.486	1.873	5.473	12.483
1366	31/08/2008	13:30:00	30.0	8.650	1.303	6.438	11.525
1367	31/08/2008	13:40:00	30.0	7.108	1.313	4.430	10.516
1368	31/08/2008	13:50:00	29.8	5.806	1.502	3.473	8.419
1369	31/08/2008	14:00:00	30.0	2.905	0.673	1.513	4.436

LAMPIRAN 3

DATA TEMPERATUR LABORATORIUM DAN KONSENTRASI OZON BULAN SEPTEMBER 2008

No.	Date	Time	TLAB	AVG	SD	MIN	MAX
1	01/09/2008	00:30:00	29.3	2.792	0.577	1.536	4.460
2	01/09/2008	01:00:00	29.9	3.447	1.173	1.527	6.459
3	01/09/2008	01:10:00	29.8	4.608	0.982	1.526	6.457
4	01/09/2008	01:20:00	30.3	4.896	1.213	2.485	7.469
5	01/09/2008	01:40:00	30.0	6.894	1.883	2.483	11.538
6	01/09/2008	01:50:00	30.4	8.028	2.424	1.521	12.495
7	01/09/2008	02:00:00	30.8	10.182	1.646	6.444	13.543
8	01/09/2008	02:10:00	30.6	11.187	1.243	8.415	15.509
9	01/09/2008	02:20:00	30.1	12.787	2.320	7.452	17.523
10	01/09/2008	02:30:00	30.6	14.816	1.526	10.517	17.524
11	01/09/2008	02:40:00	30.6	16.858	2.241	13.540	24.439
12	01/09/2008	02:50:00	30.8	15.062	1.637	12.486	19.493
13	01/09/2008	03:00:00	30.9	13.387	1.341	10.512	15.514
14	01/09/2008	03:10:00	31.0	12.945	1.464	9.548	17.515
15	01/09/2008	03:20:00	30.8	14.203	2.396	9.546	20.448
16	01/09/2008	03:30:00	30.6	15.347	2.172	9.551	20.452
17	01/09/2008	03:40:00	30.5	13.949	1.491	10.513	16.472
18	01/09/2008	03:50:00	30.3	13.125	1.674	8.418	16.479
19	01/09/2008	04:00:00	30.4	13.432	1.597	9.560	17.528
20	01/09/2008	04:10:00	30.4	13.708	1.595	10.522	17.527
21	01/09/2008	04:20:00	30.2	14.283	1.211	11.535	17.529
22	01/09/2008	07:40:00	29.8	16.624	2.861	11.567	23.524
23	01/09/2008	07:50:00	30.2	18.137	3.757	10.543	27.482
24	01/09/2008	08:00:00	30.0	17.952	2.451	12.505	24.458
25	01/09/2008	08:10:00	30.3	20.963	2.290	14.511	25.498
26	01/09/2008	08:20:00	29.7	20.476	2.594	15.518	26.455
27	01/09/2008	08:30:00	30.3	20.627	2.359	15.516	25.493
28	01/09/2008	08:40:00	30.3	24.667	2.253	20.457	29.471
29	01/09/2008	08:50:00	30.5	31.431	2.692	25.484	38.403
30	01/09/2008	09:00:00	30.5	30.444	3.164	22.456	36.388
31	01/09/2008	10:30:00	29.8	15.521	1.895	11.546	19.520
32	01/09/2008	10:40:00	29.8	9.074	2.534	6.458	15.537
33	01/09/2008	10:50:00	29.4	7.670	2.053	5.498	13.557
34	01/09/2008	11:00:00	29.5	7.998	1.090	6.458	10.535
35	01/09/2008	11:10:00	28.9	7.117	0.952	5.497	9.575
36	01/09/2008	11:20:00	28.7	7.911	0.854	6.462	9.580
37	01/09/2008	11:30:00	28.3	9.473	1.262	7.477	11.557
38	01/09/2008	11:40:00	28.2	11.058	1.144	8.440	14.527
39	01/09/2008	11:50:00	28.0	9.595	0.708	8.443	11.558
40	01/09/2008	12:00:00	28.1	9.399	0.714	8.444	10.551
41	01/09/2008	12:10:00	27.9	9.567	0.715	8.445	11.565
42	01/09/2008	12:20:00	27.9	9.537	0.475	8.449	10.555
43	01/09/2008	12:30:00	27.9	11.025	0.933	9.586	14.534
44	01/09/2008	12:40:00	27.7	12.024	0.558	11.560	13.575
45	01/09/2008	12:50:00	27.9	12.327	0.648	10.551	13.579
46	01/09/2008	13:00:00	28.0	10.569	0.731	9.588	12.527
47	01/09/2008	13:10:00	28.1	10.330	0.773	8.447	11.568
48	01/09/2008	13:20:00	27.9	7.617	1.351	5.515	10.551
49	01/09/2008	13:30:00	27.9	8.186	0.563	7.488	9.593
50	01/09/2008	13:40:00	27.9	7.566	0.748	5.515	8.455

No.	Date	Time	TLAB	AVG	SD	MIN	MAX
51	01/09/2008	13:50:00	28.4	6.388	0.566	5.511	7.492
52	01/09/2008	14:00:00	28.2	4.678	1.071	2.504	6.478
53	01/09/2008	14:10:00	28.3	2.737	0.491	1.543	4.467
54	01/09/2008	14:20:00	28.0	3.378	0.719	2.503	4.468
55	01/09/2008	14:30:00	28.1	3.244	0.437	2.503	3.508
56	01/09/2008	15:20:00	29.0	2.652	0.805	1.537	4.459
57	01/09/2008	15:30:00	28.7	3.573	0.767	2.497	4.462
58	01/09/2008	15:40:00	29.0	2.674	0.487	1.538	3.503
59	01/09/2008	15:50:00	28.5	2.333	0.480	1.540	3.502
60	02/09/2008	00:10:00	27.6	4.554	1.186	2.509	6.484
61	02/09/2008	00:20:00	27.4	6.632	1.079	4.470	10.554
62	02/09/2008	00:30:00	27.4	10.844	1.197	8.453	13.583
63	02/09/2008	00:40:00	28.1	11.626	1.377	9.593	15.553
64	02/09/2008	00:50:00	28.4	8.234	4.585	2.508	16.512
65	02/09/2008	01:00:00	28.4	4.285	1.249	1.549	7.493
66	02/09/2008	01:10:00	28.5	4.360	1.363	1.547	6.478
67	02/09/2008	04:50:00	30.2	15.750	2.496	10.555	21.544
68	02/09/2008	05:00:00	30.6	16.247	2.393	12.521	23.508
69	02/09/2008	05:10:00	30.7	18.507	3.319	12.509	28.438
70	02/09/2008	05:20:00	30.6	22.849	2.568	18.493	28.442
71	02/09/2008	05:30:00	30.4	20.560	2.215	15.523	26.461
72	02/09/2008	05:40:00	30.6	19.171	3.000	13.550	25.500
73	02/09/2008	05:50:00	30.4	18.926	2.618	14.506	25.497
74	02/09/2008	06:00:00	30.7	19.602	2.451	15.518	25.497
75	02/09/2008	06:10:00	30.7	19.438	2.342	14.503	24.443
76	02/09/2008	06:20:00	31.1	18.153	2.157	12.493	22.469
77	02/09/2008	06:30:00	30.8	17.729	2.268	13.538	25.490
78	02/09/2008	06:40:00	30.8	17.056	2.339	10.518	22.467
79	02/09/2008	06:50:00	30.7	16.437	1.901	12.493	21.509
80	02/09/2008	07:00:00	30.7	15.949	1.530	12.490	19.496
81	02/09/2008	10:00:00	30.7	16.104	2.440	12.509	22.494
82	02/09/2008	10:10:00	30.5	14.441	1.815	10.526	18.500
83	02/09/2008	10:20:00	30.8	13.766	1.885	10.521	17.534
84	02/09/2008	10:30:00	30.9	10.765	3.345	3.478	16.479
85	02/09/2008	10:40:00	30.7	11.277	1.285	8.416	13.542
86	02/09/2008	10:50:00	30.7	10.383	1.221	7.456	12.494
87	02/09/2008	11:00:00	30.7	9.947	1.134	8.413	12.491
88	02/09/2008	11:10:00	30.8	10.252	1.232	7.452	13.539
89	02/09/2008	11:20:00	30.3	8.605	1.486	5.480	11.529
90	02/09/2008	11:30:00	30.3	7.132	0.905	5.480	9.557
91	02/09/2008	11:40:00	30.4	5.783	1.162	3.470	9.560
92	02/09/2008	11:50:00	30.3	5.684	1.791	2.474	8.418
93	02/09/2008	12:00:00	30.2	7.437	1.545	4.431	11.531
94	02/09/2008	12:10:00	30.2	5.003	1.115	1.514	8.419
95	02/09/2008	12:20:00	30.0	3.715	1.107	1.515	5.488
96	02/09/2008	12:30:00	29.9	3.704	0.939	1.519	5.490
97	02/09/2008	16:10:00	28.7	2.191	0.625	1.537	4.464
98	03/09/2008	02:30:00	29.5	3.362	1.330	1.533	7.475
99	03/09/2008	02:40:00	30.0	5.435	2.010	2.492	10.535
100	03/09/2008	02:50:00	29.9	7.390	2.773	2.491	14.515

No.	Date	Time	TLAB	AVG	SD	MIN	MAX
101	03/09/2008	03:00:00	29.5	10.920	1.666	8.428	15.525
102	03/09/2008	03:10:00	29.9	12.657	1.350	9.567	16.484
103	03/09/2008	03:20:00	29.8	15.564	1.982	11.538	21.513
104	03/09/2008	03:30:00	29.8	13.874	1.786	10.525	20.467
105	03/09/2008	03:40:00	30.1	12.485	1.723	9.564	16.484
106	03/09/2008	03:50:00	30.1	11.924	1.666	8.428	17.531
107	03/09/2008	04:00:00	29.8	10.816	1.998	6.456	14.517
108	03/09/2008	04:10:00	29.9	11.975	2.135	8.430	18.499
109	03/09/2008	04:20:00	29.6	10.788	1.254	6.458	13.558
110	03/09/2008	04:30:00	29.6	10.773	1.311	8.434	14.522
111	03/09/2008	04:40:00	29.2	11.078	1.835	6.464	14.526
112	03/09/2008	04:50:00	29.2	11.612	1.392	9.580	15.542
113	03/09/2008	05:00:00	29.0	12.459	1.654	9.584	16.505
114	03/09/2008	05:10:00	28.6	11.866	2.249	8.447	17.557
115	03/09/2008	05:20:00	28.3	10.670	1.149	8.451	13.576
116	03/09/2008	05:30:00	28.3	11.812	1.649	9.591	15.549
117	03/09/2008	05:40:00	28.3	12.192	1.749	8.452	16.513
118	03/09/2008	05:50:00	28.6	12.431	1.600	10.549	16.512
119	03/09/2008	06:00:00	28.6	12.658	1.347	9.589	15.548
120	03/09/2008	06:10:00	28.6	12.619	0.849	11.559	15.546
121	03/09/2008	06:40:00	28.1	11.434	0.697	9.584	12.527
122	03/09/2008	06:50:00	27.9	12.119	0.982	10.549	14.541
123	03/09/2008	07:00:00	28.2	11.975	0.794	10.551	13.582
124	03/09/2008	07:10:00	28.3	11.655	1.073	10.550	15.551
125	03/09/2008	07:20:00	28.3	12.903	1.022	10.552	15.553
126	03/09/2008	07:30:00	28.4	12.172	1.236	9.593	14.540
127	03/09/2008	07:40:00	28.6	12.986	1.219	9.590	15.550
128	03/09/2008	07:50:00	29.4	13.114	1.903	9.586	18.514
129	03/09/2008	08:00:00	29.3	14.353	1.901	11.549	20.480
130	03/09/2008	08:10:00	29.3	12.590	1.846	8.437	17.542
131	03/09/2008	08:20:00	29.3	13.169	1.044	11.544	15.531
132	03/09/2008	08:30:00	29.0	12.583	1.475	9.573	16.491
133	03/09/2008	08:40:00	27.9	12.977	1.762	10.533	18.505
134	03/09/2008	08:50:00	28.3	12.409	1.309	9.583	15.541
135	03/09/2008	09:00:00	28.1	12.791	0.933	10.546	14.532
136	03/09/2008	09:10:00	28.1	12.796	0.896	10.545	14.532
137	03/09/2008	09:20:00	28.5	12.838	1.238	10.546	14.533
138	03/09/2008	09:30:00	28.5	11.348	0.691	9.585	13.572
139	03/09/2008	09:40:00	28.3	11.362	0.805	9.584	12.524
140	03/09/2008	09:50:00	28.0	5.372	2.749	2.505	10.549
141	03/09/2008	10:00:00	28.3	3.624	0.810	1.545	5.517
142	03/09/2008	10:10:00	28.1	2.983	0.621	1.545	4.469
143	03/09/2008	10:20:00	28.1	3.832	0.808	2.507	5.520
144	03/09/2008	10:30:00	28.1	4.210	0.871	1.548	5.521
145	03/09/2008	10:40:00	28.2	4.466	0.779	2.506	6.480
146	03/09/2008	10:50:00	28.1	3.914	0.801	2.506	5.521
147	03/09/2008	11:00:00	28.2	4.154	0.693	2.505	5.519
148	03/09/2008	11:10:00	28.2	5.252	0.701	3.504	6.479
149	03/09/2008	11:20:00	28.5	4.432	0.672	3.501	5.517
150	03/09/2008	11:30:00	28.6	4.022	0.693	2.500	5.514
151	03/09/2008	11:40:00	28.5	3.567	1.184	1.539	5.513
152	03/09/2008	11:50:00	28.5	2.231	0.745	1.539	4.463
153	03/09/2008	13:40:00	27.4	3.493	0.567	2.511	4.477
154	03/09/2008	13:50:00	27.3	5.901	0.718	4.473	7.554
155	03/09/2008	14:00:00	27.2	6.420	0.536	5.524	7.505
156	03/09/2008	14:10:00	27.6	5.994	0.540	5.521	7.504
157	03/09/2008	14:20:00	27.6	5.107	0.651	3.511	6.486
158	03/09/2008	14:30:00	27.7	3.959	0.670	2.511	5.523
159	03/09/2008	14:40:00	27.9	2.914	0.700	1.550	4.475
160	03/09/2008	14:50:00	27.9	3.151	0.818	1.551	4.476

No.	Date	Time	TLAB	AVG	SD	MIN	MAX
161	03/09/2008	15:00:00	27.7	3.929	0.680	2.511	5.524
162	03/09/2008	15:10:00	27.6	3.400	0.581	2.511	4.476
163	03/09/2008	15:20:00	28.1	2.836	0.613	1.551	4.476
164	03/09/2008	16:30:00	28.0	5.085	1.307	2.508	7.495
165	03/09/2008	16:40:00	27.7	6.920	0.860	5.516	8.454
166	03/09/2008	16:50:00	27.7	8.343	0.594	7.489	9.594
167	03/09/2008	17:00:00	27.6	8.804	0.712	7.490	9.595
168	03/09/2008	17:10:00	28.1	7.654	0.540	6.475	8.456
169	03/09/2008	17:20:00	28.1	7.855	0.562	6.475	8.456
170	03/09/2008	17:30:00	28.1	6.652	0.691	5.514	7.494
171	03/09/2008	17:40:00	28.2	5.078	0.646	3.504	6.479
172	03/09/2008	20:20:00	27.3	1.682	0.326	1.553	2.518
173	03/09/2008	20:30:00	27.3	2.405	0.473	1.553	3.517
174	03/09/2008	20:40:00	27.3	2.682	0.485	1.554	3.519
175	03/09/2008	20:50:00	27.2	2.328	0.610	1.554	3.521
176	03/09/2008	21:00:00	27.1	3.122	0.654	2.517	4.483
177	04/09/2008	01:40:00	28.9	6.484	2.229	1.546	10.550
178	04/09/2008	01:50:00	28.9	11.705	1.896	8.443	16.504
179	04/09/2008	02:00:00	29.0	13.306	3.539	7.484	23.505
180	04/09/2008	02:10:00	29.0	12.846	2.214	7.484	18.509
181	04/09/2008	02:20:00	29.3	13.009	1.702	6.465	15.537
182	04/09/2008	02:30:00	29.5	12.069	1.707	8.437	15.535
183	04/09/2008	02:40:00	29.7	12.137	1.285	8.434	15.530
184	04/09/2008	02:50:00	29.7	13.233	1.872	9.573	17.540
185	04/09/2008	03:00:00	29.8	13.616	1.985	9.569	19.508
186	04/09/2008	03:10:00	29.8	14.189	2.530	8.429	19.507
187	04/09/2008	03:20:00	30.1	14.892	2.619	8.427	20.467
188	04/09/2008	03:30:00	30.1	15.825	2.113	10.525	21.517
189	04/09/2008	03:40:00	30.2	15.675	2.557	10.526	23.486
190	04/09/2008	03:50:00	30.4	14.299	2.632	9.566	19.506
191	04/09/2008	04:00:00	30.0	14.749	2.144	10.526	21.516
192	04/09/2008	04:10:00	29.6	12.149	3.390	2.491	18.499
193	04/09/2008	04:20:00	29.4	12.632	1.460	9.575	16.494
194	04/09/2008	04:30:00	29.2	12.428	1.653	7.480	17.543
195	04/09/2008	04:40:00	28.9	13.026	1.579	9.580	17.548
196	04/09/2008	04:50:00	28.8	12.236	1.916	8.386	17.548
197	04/09/2008	05:00:00	28.9	12.276	1.794	8.389	15.486
198	04/09/2008	05:10:00	28.8	11.705	1.584	8.386	15.484
199	04/09/2008	05:20:00	28.6	12.179	1.820	8.439	16.499
200	04/09/2008	05:30:00	28.8	12.618	1.843	9.580	17.547
201	04/09/2008	05:40:00	28.5	11.937	1.644	7.484	14.528
202	04/09/2008	05:50:00	28.5	11.548	1.668	8.445	15.545
203	04/09/2008	06:00:00	28.3	12.022	1.479	9.585	15.542
204	04/09/2008	06:10:00	28.4	11.172	1.070	8.392	13.519
205	04/09/2008	06:20:00	28.6	11.954	1.267	9.585	14.531
206	04/09/2008	06:30:00	28.4	10.847	0.835	9.582	13.568
207	04/09/2008	06:40:00	28.9	8.848	2.946	4.458	13.568
208	04/09/2008	06:50:00	27.9	8.979	2.159	4.457	12.517
209	04/09/2008	07:00:00	28.0	10.125	1.569	7.489	14.538
210	04/09/2008	07:10:00	27.6	10.654	1.268	8.450	13.577
211	04/09/2008	07:20:00	27.9	10.669	0.949	8.450	13.577
212	04/09/2008	07:30:00	27.6	10.019	1.355	7.491	13.577
213	04/09/2008	07:40:00	28.0	10.556	0.780	8.454	11.573
214	04/09/2008	07:50:00	28.3	9.485	1.197	7.487	11.569
215	04/09/2008	08:00:00	28.5	9.774	0.799	8.444	11.563
216	04/09/2008	08:10:00	28.5	9.246	0.970	7.482	11.562
217	04/09/2008	08:20:00	28.6	7.549	0.897	5.506	9.586
218	04/09/2008	08:30:00	28.5	5.952	1.210	3.497	8.444
219	04/09/2008	08:40:00	28.5	6.268	1.871	1.540	9.586
220	04/09/2008	08:50:00	28.3	6.990	1.866	3.497	10.548

No.	Date	Time	TLAB	AVG	SD	MIN	MAX
221	04/09/2008	09:00:00	28.4	9.758	1.863	5.510	12.521
222	04/09/2008	09:10:00	28.3	9.656	1.214	7.483	12.521
223	04/09/2008	09:20:00	28.3	8.172	0.859	6.472	9.591
224	04/09/2008	09:30:00	28.1	7.753	1.458	4.465	10.551
225	04/09/2008	09:40:00	27.9	8.580	1.169	6.473	10.551
226	04/09/2008	09:50:00	28.1	7.916	0.865	6.474	10.551
227	04/09/2008	10:00:00	27.9	7.027	1.126	4.465	9.591
228	04/09/2008	10:10:00	27.9	4.975	0.878	3.507	7.493
229	04/09/2008	10:20:00	27.8	5.154	0.975	3.507	7.494
230	04/09/2008	10:30:00	28.0	6.324	0.892	4.467	8.454
231	04/09/2008	10:40:00	27.7	4.120	0.960	2.509	5.522
232	04/09/2008	10:50:00	27.8	3.520	0.635	2.509	5.522
233	04/09/2008	11:00:00	27.7	4.645	1.056	2.509	6.484
234	04/09/2008	11:10:00	27.7	5.151	1.056	3.508	7.496
235	04/09/2008	11:20:00	27.8	3.942	0.659	2.509	5.522
236	04/09/2008	11:30:00	27.7	4.911	0.822	3.509	6.483
237	04/09/2008	11:40:00	27.7	4.212	1.102	2.510	6.485
238	04/09/2008	11:50:00	27.7	4.142	0.591	3.510	5.527
239	04/09/2008	12:00:00	27.2	4.115	0.728	2.511	5.526
240	04/09/2008	12:10:00	27.5	4.357	0.697	2.514	5.530
241	04/09/2008	12:20:00	27.2	4.654	0.777	3.513	5.529
242	04/09/2008	12:30:00	27.4	3.437	0.716	2.517	4.482
243	04/09/2008	14:20:00	27.4	6.279	0.852	5.525	8.461
244	04/09/2008	14:30:00	27.7	9.331	1.036	6.485	11.575
245	04/09/2008	14:40:00	27.6	9.295	0.685	7.499	10.563
246	04/09/2008	14:50:00	27.1	7.807	0.736	5.528	9.604
247	04/09/2008	15:00:00	27.1	3.210	0.690	1.561	5.530
248	04/09/2008	15:10:00	27.0	5.235	1.032	3.521	7.509
249	04/09/2008	15:20:00	27.0	8.124	0.908	5.531	9.610
250	04/09/2008	15:30:00	27.0	7.226	1.025	5.530	9.610
251	04/09/2008	15:40:00	26.9	5.699	0.549	4.485	6.499
252	04/09/2008	15:50:00	26.7	6.098	0.537	5.534	7.513
253	04/09/2008	16:00:00	27.0	5.387	0.537	4.484	6.501
254	04/09/2008	16:10:00	26.9	6.244	0.559	4.484	7.512
255	04/09/2008	16:20:00	27.1	6.032	0.744	4.484	7.513
256	04/09/2008	16:30:00	27.0	3.044	1.062	1.563	4.491
257	04/09/2008	17:40:00	27.5	2.045	0.479	1.560	2.526
258	04/09/2008	18:10:00	27.0	2.892	0.572	1.561	4.482
259	04/09/2008	18:20:00	26.9	2.957	0.554	1.562	3.527
260	04/09/2008	18:30:00	27.1	4.095	0.816	2.523	5.537
261	04/09/2008	18:40:00	26.8	4.325	0.397	3.521	5.537
262	04/09/2008	18:50:00	26.9	4.435	0.630	3.522	5.539
263	04/09/2008	19:00:00	27.0	5.167	0.856	3.522	6.498
264	04/09/2008	19:10:00	26.8	4.470	0.796	3.522	5.536
265	04/09/2008	19:20:00	27.3	4.088	0.653	2.524	5.534
266	04/09/2008	19:30:00	26.9	3.072	0.610	1.563	4.488
267	04/09/2008	20:10:00	27.0	3.171	0.741	1.564	5.536
268	04/09/2008	20:20:00	27.2	3.715	0.427	2.524	4.489
269	04/09/2008	20:30:00	27.2	3.909	0.504	3.521	5.535
270	04/09/2008	20:40:00	27.3	4.411	0.523	3.520	5.534
271	04/09/2008	20:50:00	27.2	4.706	0.662	3.520	5.534
272	04/09/2008	21:00:00	27.0	3.905	0.787	2.522	5.534
273	04/09/2008	21:10:00	27.0	3.191	0.504	1.563	3.529
274	04/09/2008	21:20:00	27.0	3.453	0.536	2.523	4.490
275	04/09/2008	21:30:00	26.9	3.878	0.467	3.523	4.490
276	04/09/2008	21:40:00	26.8	3.793	0.531	2.526	4.490
277	04/09/2008	21:50:00	26.9	3.160	0.599	1.567	4.492
278	04/09/2008	22:00:00	26.8	2.882	0.510	1.567	3.533
279	04/09/2008	22:10:00	27.0	2.642	0.598	1.567	3.533
280	04/09/2008	22:40:00	27.2	2.229	0.600	1.566	3.531

No.	Date	Time	TLAB	AVG	SD	MIN	MAX
281	05/09/2008	00:50:00	27.6	2.436	0.496	1.566	3.526
282	05/09/2008	01:00:00	27.9	3.957	0.731	2.523	5.535
283	05/09/2008	01:10:00	28.0	3.632	0.988	1.561	6.491
284	05/09/2008	01:20:00	28.1	4.933	1.303	2.520	7.501
285	05/09/2008	01:30:00	27.8	5.563	1.097	4.474	8.463
286	05/09/2008	01:40:00	28.1	7.167	1.019	5.525	9.602
287	05/09/2008	01:50:00	28.4	7.891	0.897	6.483	9.600
288	05/09/2008	02:00:00	28.3	7.855	1.452	3.514	10.559
289	05/09/2008	02:10:00	28.5	8.748	1.839	5.521	14.541
290	05/09/2008	02:20:00	28.9	8.405	2.024	4.468	13.574
291	05/09/2008	02:30:00	28.7	8.781	1.469	5.513	11.566
292	05/09/2008	03:10:00	28.7	30.334	3.405	21.544	37.492
293	05/09/2008	03:20:00	29.0	34.271	1.973	31.461	40.408
294	05/09/2008	03:30:00	29.0	38.600	2.781	32.438	43.543
295	05/09/2008	03:40:00	29.5	40.531	2.902	34.436	46.497
296	05/09/2008	03:50:00	29.6	29.616	5.390	22.491	39.452
297	05/09/2008	04:00:00	30.1	21.109	1.857	15.534	26.472
298	05/09/2008	04:10:00	30.1	21.523	2.294	17.540	27.482
299	05/09/2008	04:20:00	30.1	18.037	2.442	11.544	23.494
300	05/09/2008	04:30:00	30.2	14.905	2.799	9.570	24.454
301	05/09/2008	04:40:00	30.1	15.336	3.366	8.430	22.482
302	05/09/2008	04:50:00	30.3	19.402	3.877	12.505	27.476
303	05/09/2008	05:00:00	30.2	16.917	3.061	9.569	24.451
304	05/09/2008	05:10:00	30.5	17.134	2.698	12.500	24.450
305	05/09/2008	05:20:00	30.9	15.422	3.415	9.566	26.458
306	05/09/2008	05:30:00	30.8	14.901	3.122	9.563	22.473
307	05/09/2008	05:40:00	30.7	15.060	2.658	9.563	21.510
308	05/09/2008	05:50:00	30.5	14.214	2.281	10.521	20.460
309	05/09/2008	06:00:00	30.4	14.943	2.961	9.563	23.485
310	05/09/2008	06:10:00	30.7	14.698	2.205	10.523	20.461
311	05/09/2008	06:20:00	30.9	15.298	2.081	10.524	20.463
312	05/09/2008	06:30:00	30.9	15.062	2.207	10.521	20.461
313	05/09/2008	06:40:00	30.9	14.623	2.173	9.561	20.462
314	05/09/2008	06:50:00	30.8	15.300	2.466	10.519	20.459
315	05/09/2008	07:00:00	31.0	15.369	1.703	12.490	19.499
316	05/09/2008	07:10:00	30.7	14.919	2.273	8.415	19.496
317	05/09/2008	07:20:00	30.8	14.702	2.790	6.443	20.454
318	05/09/2008	07:30:00	30.9	14.295	1.710	10.515	18.480
319	05/09/2008	07:40:00	31.2	14.275	3.173	3.468	20.454
320	05/09/2008	07:50:00	31.3	13.865	3.181	6.438	20.452
321	05/09/2008	08:00:00	31.6	14.995	2.868	8.410	22.458
322	05/09/2008	08:10:00	31.4	14.550	2.528	10.504	21.495
323	05/09/2008	08:20:00	31.6	14.585	2.541	9.542	22.453
324	05/09/2008	08:30:00	31.6	14.009	2.311	9.540	21.488
325	05/09/2008	08:40:00	31.6	13.998	2.423	10.501	21.492
326	05/09/2008	08:50:00	31.8	13.854	3.035	5.468	22.453
327	05/09/2008	09:00:00	31.3	13.160	1.841	9.540	18.468
328	05/09/2008	09:10:00	31.3	13.033	2.006	10.503	19.484
329	05/09/2008	09:20:00	31.1	13.269	1.905	9.543	19.484
330	05/09/2008	09:30:00	31.1	13.129	2.122	9.546	18.475
331	05/09/2008	10:10:00	30.6	13.898	1.580	11.527	18.482
332	05/09/2008	10:20:00	30.7	14.414	1.943	11.525	18.482
333	05/09/2008	10:30:00	30.8	14.660	1.598	12.482	20.448
334	05/09/2008	10:40:00	30.9	13.668	1.487	10.506	17.516
335	05/09/2008	10:50:00	30.7	13.949	1.853	10.504	19.484
336	05/09/2008	11:00:00	30.9	14.363	1.817	11.516	18.472
337	05/09/2008	11:10:00	30.8	13.877	1.535	10.501	18.469
338	05/09/2008	11:20:00	30.9	14.757	1.500	12.473	18.468
339	05/09/2008	11:30:00	30.8	12.147	0.878	10.501	14.490
340	05/09/2008	11:40:00	30.8	12.118	0.917	10.502	14.491

No.	Date	Time	TLAB	AVG	SD	MIN	MAX
341	05/09/2008	11:50:00	30.7	12.747	1.080	10.502	15.503
342	05/09/2008	12:00:00	31.1	11.141	0.935	8.403	12.482
343	05/09/2008	12:10:00	30.9	11.063	1.118	8.405	14.491
344	05/09/2008	12:20:00	30.8	10.261	1.020	8.407	13.533
345	05/09/2008	12:30:00	30.9	8.429	1.045	5.474	10.510

LAMPIRAN 4

DATA TEMPERATUR LABORATORIUM DAN KONSENTRASI OZON BULAN OKTOBER 2008

No.	Date	Time	TLAB	AVG	SD	MIN	MAX
1	09/10/2008	04:00:00	31.7	26.440	3.199	17.504	34.407
2	09/10/2008	04:10:00	31.8	27.002	3.839	19.472	39.393
3	09/10/2008	04:20:00	31.7	26.449	3.500	17.499	33.430
4	09/10/2008	04:30:00	31.7	26.162	3.256	17.499	33.431
5	09/10/2008	04:40:00	31.8	26.501	2.609	19.474	31.425
6	09/10/2008	04:50:00	31.8	28.420	3.521	19.472	35.392
7	09/10/2008	05:00:00	31.8	27.908	4.465	16.451	37.418
8	09/10/2008	05:10:00	32.2	26.909	3.982	19.471	36.362
9	09/10/2008	05:20:00	32.0	25.156	4.147	18.452	36.365
10	09/10/2008	05:30:00	32.3	23.620	4.498	10.489	34.386
11	09/10/2008	05:40:00	32.4	22.578	3.622	13.510	32.377
12	09/10/2008	05:50:00	31.9	22.123	3.256	15.484	30.404
13	09/10/2008	06:00:00	31.9	21.148	2.920	17.492	30.401
14	09/10/2008	06:10:00	31.8	20.250	4.072	10.491	34.389
15	09/10/2008	06:20:00	31.6	20.350	2.260	15.487	25.465
16	09/10/2008	06:30:00	31.7	21.587	3.658	15.490	32.385
17	09/10/2008	06:40:00	31.8	20.427	3.748	11.509	28.402
18	09/10/2008	06:50:00	31.9	21.060	3.582	14.477	28.397
19	09/10/2008	07:00:00	32.5	20.080	3.527	12.461	27.436
20	09/10/2008	07:10:00	32.6	19.335	3.469	13.506	30.401
21	09/10/2008	07:20:00	32.6	18.915	3.501	12.458	27.430
22	09/10/2008	07:30:00	32.0	19.350	3.040	12.462	26.421
23	09/10/2008	07:40:00	31.8	19.070	2.669	12.463	27.434
24	09/10/2008	07:50:00	32.2	20.094	2.944	14.470	26.421
25	09/10/2008	08:00:00	31.9	18.316	3.221	10.482	29.439
26	09/10/2008	08:10:00	32.0	19.833	3.694	11.497	31.415
27	09/10/2008	08:20:00	32.2	20.093	2.721	13.508	25.459
28	09/10/2008	08:30:00	32.1	19.644	2.981	13.508	28.391
29	09/10/2008	08:40:00	31.5	16.119	3.433	6.414	22.438
30	09/10/2008	08:50:00	31.4	13.966	4.377	2.450	21.481
31	09/10/2008	09:00:00	31.3	14.956	3.203	9.536	22.444
32	09/10/2008	09:10:00	30.5	18.861	2.812	14.481	27.445
33	09/10/2008	09:20:00	30.5	18.725	1.809	14.488	22.458
34	09/10/2008	09:30:00	30.2	20.877	2.055	17.512	25.480
35	09/10/2008	09:40:00	30.4	20.966	1.538	17.513	24.431
36	09/10/2008	09:50:00	30.5	18.956	1.688	14.491	21.500
37	09/10/2008	10:00:00	30.3	12.378	2.291	8.409	17.518
38	09/10/2008	10:10:00	30.3	12.985	2.097	7.450	17.517
39	09/10/2008	10:20:00	30.2	8.097	1.767	5.478	11.531
40	09/10/2008	10:40:00	30.2	10.490	2.897	3.469	15.510
41	09/10/2008	10:50:00	29.9	5.939	1.296	3.470	9.559
42	09/10/2008	11:00:00	29.8	6.937	1.410	4.431	9.558
43	09/10/2008	11:10:00	30.3	4.729	1.263	2.472	7.459
44	09/10/2008	11:20:00	30.3	4.985	0.898	3.469	6.444
45	09/10/2008	11:30:00	30.2	6.539	2.782	1.509	11.530
46	09/10/2008	11:40:00	30.1	7.457	1.546	4.429	10.515
47	09/10/2008	19:00:00	28.5	2.245	0.422	1.535	2.502
48	10/10/2008	01:20:00	30.4	10.062	3.365	2.476	17.521
49	10/10/2008	01:30:00	30.2	12.341	2.304	6.439	17.523
50	10/10/2008	01:40:00	30.5	14.221	2.875	10.518	23.481

No.	Date	Time	TLAB	AVG	SD	MIN	MAX
51	10/10/2008	01:50:00	30.2	16.151	1.913	12.491	19.499
52	10/10/2008	02:00:00	30.6	16.726	2.812	11.530	22.467
53	10/10/2008	02:10:00	30.6	16.490	2.852	10.513	26.444
54	10/10/2008	02:20:00	30.1	18.070	2.791	11.528	23.482
55	10/10/2008	02:30:00	30.4	18.376	3.912	10.518	28.420
56	10/10/2008	02:40:00	30.7	20.427	3.785	13.539	31.446
57	10/10/2008	02:50:00	30.6	21.687	3.265	14.497	28.420
58	10/10/2008	03:00:00	30.5	18.125	2.805	12.489	24.438
59	10/10/2008	03:10:00	30.7	19.071	2.375	13.536	24.437
60	10/10/2008	03:20:00	31.2	18.375	3.741	12.484	27.456
61	10/10/2008	03:30:00	30.8	16.969	3.624	10.509	26.442
62	10/10/2008	03:40:00	31.2	17.441	2.960	10.512	25.483
63	10/10/2008	03:50:00	31.4	16.666	3.132	9.551	27.450
64	10/10/2008	04:00:00	31.4	17.488	3.810	10.507	27.453
65	10/10/2008	04:10:00	30.9	17.661	3.521	11.523	26.442
66	10/10/2008	04:20:00	30.9	19.812	3.353	13.532	27.457
67	10/10/2008	04:30:00	31.4	20.209	2.820	13.532	25.483
68	10/10/2008	04:40:00	31.5	20.293	2.140	15.500	26.438
69	10/10/2008	04:50:00	31.6	18.517	2.671	10.504	24.429
70	10/10/2008	05:00:00	31.6	17.987	3.430	10.503	25.474
71	10/10/2008	05:10:00	31.7	16.111	3.474	6.428	22.452
72	10/10/2008	05:20:00	31.7	17.837	4.383	9.539	30.415
73	10/10/2008	05:30:00	31.8	15.851	3.015	9.538	24.423
74	10/10/2008	05:40:00	31.7	17.424	4.238	8.400	28.407
75	10/10/2008	05:50:00	31.7	17.523	3.551	9.539	26.430
76	10/10/2008	06:00:00	31.6	17.336	2.211	11.510	23.458
77	10/10/2008	06:10:00	31.9	17.567	3.538	10.497	23.460
78	10/10/2008	06:20:00	31.5	18.011	3.514	10.495	27.439
79	10/10/2008	06:30:00	31.6	17.457	2.850	11.509	24.418
80	10/10/2008	06:40:00	31.8	17.324	2.731	10.491	22.439
81	10/10/2008	06:50:00	31.7	17.612	4.125	9.529	27.433
82	10/10/2008	07:00:00	31.1	11.169	2.479	6.418	16.451
83	10/10/2008	07:10:00	30.8	14.092	2.477	8.395	21.489
84	10/10/2008	07:20:00	30.1	16.259	2.382	11.517	20.449
85	10/10/2008	07:30:00	29.8	18.212	1.613	15.505	21.505
86	10/10/2008	07:40:00	29.4	15.584	1.774	12.490	20.461
87	10/10/2008	07:50:00	29.8	14.646	1.284	12.496	18.489
88	10/10/2008	08:00:00	29.8	15.825	1.744	12.499	19.505
89	10/10/2008	08:10:00	29.6	17.079	2.779	9.564	22.475
90	10/10/2008	08:20:00	29.6	17.439	1.529	14.508	21.516
91	10/10/2008	08:30:00	29.8	18.034	3.093	11.538	24.447
92	10/10/2008	08:40:00	29.9	17.576	2.372	13.546	24.447
93	10/10/2008	08:50:00	29.8	18.921	2.537	14.505	24.447
94	10/10/2008	09:00:00	29.9	19.468	3.456	14.505	31.449
95	10/10/2008	09:10:00	30.0	19.856	2.559	15.517	26.452
96	10/10/2008	09:20:00	30.0	21.188	2.492	14.502	25.491
97	10/10/2008	09:30:00	30.0	23.167	3.815	14.502	34.452
98	10/10/2008	09:40:00	30.0	23.178	3.092	16.473	30.432
99	10/10/2008	09:50:00	30.1	21.182	2.979	12.490	27.461
100	10/10/2008	10:00:00	30.0	19.854	3.111	13.539	28.419

No.	Date	Time	TLAB	AVG	SD	MIN	MAX
101	10/10/2008	10:10:00	29.9	20.760	1.796	17.518	24.439
102	10/10/2008	10:20:00	30.0	20.873	1.878	17.518	26.448
103	10/10/2008	10:30:00	30.2	20.063	1.573	17.517	23.477
104	10/10/2008	10:40:00	30.2	17.290	1.822	13.534	20.454
105	10/10/2008	10:50:00	30.1	14.963	2.009	11.524	19.493
106	10/10/2008	11:00:00	30.1	11.415	1.936	8.413	15.513
107	10/10/2008	11:10:00	30.1	7.787	1.439	4.431	11.529
108	11/10/2008	00:40:00	29.5	5.553	1.932	1.537	10.538
109	11/10/2008	00:50:00	29.5	6.471	2.323	2.497	14.520
110	11/10/2008	01:00:00	29.7	8.071	1.393	5.498	11.549
111	11/10/2008	01:10:00	29.7	9.233	2.024	4.450	13.559
112	11/10/2008	01:20:00	30.1	12.904	2.892	8.430	22.479
113	11/10/2008	01:30:00	30.3	13.012	2.628	4.444	18.489
114	11/10/2008	01:40:00	30.4	14.715	1.564	10.524	18.491
115	11/10/2008	01:50:00	30.5	13.937	3.190	6.445	20.458
116	11/10/2008	02:00:00	30.8	14.528	2.160	7.456	19.496
117	11/10/2008	02:10:00	30.9	15.949	3.701	8.417	24.438
118	11/10/2008	02:20:00	30.4	17.534	5.174	2.474	25.486
119	11/10/2008	02:30:00	30.6	19.242	2.260	15.502	23.474
120	11/10/2008	02:40:00	30.6	20.506	3.662	14.492	30.424
121	11/10/2008	02:50:00	30.7	23.399	2.920	17.517	31.443
122	11/10/2008	03:00:00	30.6	26.134	3.569	18.479	33.451
123	11/10/2008	03:10:00	30.7	27.910	2.300	22.460	33.450
124	11/10/2008	03:20:00	31.1	27.676	3.566	20.448	35.420
125	11/10/2008	03:30:00	31.0	27.856	3.855	18.474	35.441
126	11/10/2008	03:40:00	30.9	27.230	3.989	20.448	35.431
127	11/10/2008	03:50:00	31.1	22.786	3.085	16.467	27.458
128	11/10/2008	04:00:00	31.0	23.046	4.154	16.466	34.404
129	11/10/2008	04:10:00	31.0	21.634	4.456	10.511	31.440
130	11/10/2008	04:20:00	31.4	18.250	3.875	12.483	27.459
131	11/10/2008	04:30:00	31.1	17.457	4.680	7.451	29.463
132	11/10/2008	04:40:00	31.2	16.737	3.076	11.522	25.479
133	11/10/2008	04:50:00	31.4	17.054	3.894	10.507	25.481
134	11/10/2008	05:00:00	31.4	16.919	3.534	10.504	25.474
135	11/10/2008	05:10:00	31.2	16.864	2.993	10.503	23.469
136	11/10/2008	05:20:00	31.3	16.779	3.599	11.518	26.436
137	11/10/2008	05:30:00	31.4	17.133	2.779	12.476	24.421
138	11/10/2008	05:40:00	31.5	16.973	3.069	10.500	26.430
139	11/10/2008	05:50:00	31.2	16.500	3.254	9.538	24.424
140	11/10/2008	06:00:00	31.2	16.218	3.071	10.501	22.452
141	11/10/2008	06:10:00	31.2	18.190	4.990	10.502	30.417
142	11/10/2008	06:20:00	31.3	17.775	3.186	10.502	23.463
143	11/10/2008	06:30:00	31.4	17.185	2.593	11.514	22.452
144	11/10/2008	06:40:00	31.4	18.076	1.991	14.484	22.451
145	11/10/2008	06:50:00	31.4	18.976	2.910	12.475	26.435
146	11/10/2008	07:00:00	31.0	18.589	2.767	13.525	26.434
147	11/10/2008	07:10:00	31.1	18.403	2.704	13.527	25.478
148	11/10/2008	07:20:00	31.1	18.793	2.024	14.485	24.424
149	11/10/2008	07:30:00	31.3	18.492	2.284	14.482	24.422
150	11/10/2008	07:40:00	31.5	18.144	2.324	12.473	23.462
151	11/10/2008	07:50:00	31.6	17.980	2.805	13.520	25.472
152	11/10/2008	08:00:00	31.8	18.151	2.959	10.496	25.467
153	11/10/2008	08:10:00	31.5	16.715	4.043	5.462	25.469
154	11/10/2008	08:20:00	31.8	18.001	3.233	12.469	25.469
155	11/10/2008	08:30:00	31.7	17.647	2.967	13.518	28.402
156	11/10/2008	08:40:00	31.7	17.303	2.447	11.509	23.459
157	11/10/2008	08:50:00	31.6	17.568	3.104	11.509	25.471
158	11/10/2008	09:00:00	31.5	17.471	3.656	10.498	26.429
159	11/10/2008	09:10:00	31.5	18.052	3.448	11.512	25.473
160	11/10/2008	09:20:00	31.4	18.758	1.768	14.485	22.453

No.	Date	Time	TLAB	AVG	SD	MIN	MAX
161	11/10/2008	09:30:00	31.1	17.601	2.367	10.503	25.475
162	11/10/2008	09:40:00	31.1	17.064	3.239	11.518	25.477
163	11/10/2008	09:50:00	31.1	17.869	3.422	10.505	25.477
164	11/10/2008	10:00:00	31.0	17.970	2.245	14.486	23.468
165	11/10/2008	10:10:00	31.0	17.871	2.812	12.477	24.429
166	11/10/2008	10:20:00	31.1	17.457	1.891	12.476	21.480
167	11/10/2008	10:30:00	31.1	18.203	1.989	13.519	22.447
168	11/10/2008	10:40:00	31.3	17.587	1.484	14.477	21.487
169	11/10/2008	10:50:00	31.5	12.947	2.375	8.394	17.505
170	11/10/2008	11:00:00	31.5	11.523	1.150	8.394	13.520
171	11/10/2008	11:10:00	31.1	7.238	1.215	4.412	9.538
172	11/10/2008	11:20:00	30.8	10.766	2.235	5.461	14.484
173	11/10/2008	11:30:00	30.8	10.554	2.158	6.429	14.486
174	11/10/2008	12:20:00	29.5	4.772	1.072	2.472	7.459
175	11/10/2008	12:40:00	29.6	2.655	0.966	1.517	5.492
176	11/10/2008	12:50:00	29.4	3.299	0.868	1.518	4.445
177	11/10/2008	13:00:00	29.3	3.950	1.031	2.481	6.455
178	11/10/2008	14:10:00	29.7	11.029	1.722	5.490	13.550
179	11/10/2008	14:20:00	29.6	13.130	0.774	11.534	15.518
180	11/10/2008	14:30:00	29.5	13.998	0.932	12.495	16.481
181	11/10/2008	14:40:00	29.6	12.908	2.130	6.450	16.483
182	11/10/2008	18:30:00	29.0	2.561	0.771	1.534	4.456
183	11/10/2008	20:40:00	28.5	2.530	0.515	1.541	3.505
184	12/10/2008	00:40:00	29.9	5.795	2.023	1.530	11.545
185	12/10/2008	00:50:00	30.2	7.076	2.724	2.485	12.502
186	12/10/2008	01:10:00	30.2	11.790	3.318	3.474	18.482
187	12/10/2008	01:30:00	30.2	13.314	4.162	3.474	21.506
188	12/10/2008	01:40:00	30.5	14.020	2.679	9.555	22.463
189	12/10/2008	01:50:00	30.2	13.851	2.077	8.415	18.484
190	12/10/2008	02:00:00	30.4	15.599	2.191	10.513	20.452
191	12/10/2008	02:10:00	30.4	16.946	3.028	10.510	23.472
192	12/10/2008	02:20:00	30.5	18.852	2.623	12.485	25.484
193	12/10/2008	02:30:00	30.6	18.868	3.365	11.525	28.417
194	12/10/2008	02:40:00	30.9	18.954	3.441	12.485	28.418
195	12/10/2008	02:50:00	30.6	19.196	4.596	9.552	28.418
196	12/10/2008	03:00:00	31.1	15.883	3.655	9.552	27.459
197	12/10/2008	03:10:00	31.3	17.395	4.390	10.509	28.442
198	12/10/2008	03:20:00	31.2	15.940	4.438	7.448	27.455
199	12/10/2008	03:30:00	31.1	15.682	2.577	10.508	23.470
200	12/10/2008	03:40:00	31.0	15.607	3.201	8.409	24.433
201	12/10/2008	03:50:00	31.1	16.106	3.984	5.475	23.472
202	12/10/2008	04:00:00	31.3	15.946	2.500	10.510	22.458
203	12/10/2008	04:10:00	31.6	16.388	3.344	9.547	23.470
204	12/10/2008	04:20:00	31.3	17.427	3.506	10.506	25.477
205	12/10/2008	04:30:00	31.6	18.039	3.170	12.478	25.479
206	12/10/2008	04:40:00	31.9	18.928	3.334	12.476	27.450
207	12/10/2008	04:50:00	31.8	19.600	3.221	9.542	25.475
208	12/10/2008	05:00:00	31.9	18.691	4.202	10.500	30.411
209	12/10/2008	05:10:00	32.0	18.190	4.032	11.509	28.403
210	12/10/2008	05:20:00	31.9	16.167	3.155	10.498	23.462
211	12/10/2008	05:30:00	31.8	14.878	2.627	8.395	21.484
212	12/10/2008	05:40:00	31.6	14.231	2.417	7.438	19.476
213	12/10/2008	05:50:00	31.8	14.551	2.436	10.496	20.458
214	12/10/2008	06:00:00	32.0	14.938	3.306	6.422	22.442
215	12/10/2008	06:10:00	32.3	14.719	2.731	9.532	20.426
216	12/10/2008	06:20:00	32.0	13.707	3.016	7.429	21.478
217	12/10/2008	06:30:00	32.1	15.065	3.069	6.417	22.439
218	12/10/2008	06:40:00	32.3	14.638	2.503	9.525	20.426
219	12/10/2008	06:50:00	32.3	15.348	2.817	10.485	21.475
220	12/10/2008	07:00:00	31.9	15.333	2.551	10.485	20.424

No.	Date	Time	TLAB	AVG	SD	MIN	MAX
221	12/10/2008	07:10:00	31.9	14.238	2.505	7.429	21.475
222	12/10/2008	07:20:00	32.0	15.457	2.684	10.488	23.449
223	12/10/2008	07:30:00	32.1	14.333	2.135	9.528	20.429
224	12/10/2008	07:40:00	31.9	15.122	2.723	9.528	19.468
225	12/10/2008	07:50:00	31.9	14.304	2.225	9.530	18.456
226	12/10/2008	08:00:00	31.8	14.067	2.205	9.531	18.455
227	12/10/2008	08:10:00	31.9	15.472	2.594	11.504	22.438
228	12/10/2008	08:20:00	31.6	14.569	1.588	10.491	18.458
229	12/10/2008	08:30:00	31.4	14.233	2.562	9.531	20.434
230	12/10/2008	08:40:00	31.4	14.242	2.539	7.434	19.475
231	12/10/2008	08:50:00	31.3	12.778	2.376	8.396	18.463
232	12/10/2008	09:00:00	31.4	9.966	2.506	5.461	14.483
233	12/10/2008	09:10:00	30.6	9.282	1.907	4.413	14.482
234	12/10/2008	09:20:00	30.7	8.678	1.576	5.464	11.523
235	12/10/2008	09:30:00	30.5	9.878	1.176	7.443	12.482
236	12/10/2008	09:40:00	29.4	13.664	3.608	7.447	19.492
237	12/10/2008	09:50:00	29.5	15.365	1.752	11.533	19.497
238	12/10/2008	10:00:00	29.7	15.904	2.378	12.495	22.471
239	12/10/2008	10:10:00	29.1	12.936	1.880	9.565	17.528
240	12/10/2008	10:20:00	28.4	12.564	2.510	9.565	20.471
241	12/10/2008	10:30:00	28.9	15.754	2.516	11.549	20.473
242	12/10/2008	10:40:00	29.0	14.547	1.703	10.533	18.503
243	12/10/2008	10:50:00	28.0	13.414	3.093	7.466	21.527
244	12/10/2008	11:00:00	27.6	18.839	2.131	14.528	24.460
245	12/10/2008	11:10:00	27.7	17.815	2.016	13.568	21.533
246	12/10/2008	11:20:00	28.1	18.100	1.457	15.541	21.534
247	12/10/2008	11:30:00	28.4	19.042	1.624	15.539	23.506
248	12/10/2008	11:40:00	28.2	15.184	2.004	11.553	19.524
249	12/10/2008	11:50:00	28.2	16.925	1.336	13.564	19.521
250	12/10/2008	12:00:00	28.1	17.200	2.533	13.563	23.507
251	12/10/2008	12:10:00	28.1	14.962	4.465	7.484	22.495
252	12/10/2008	12:20:00	28.3	14.580	3.215	9.585	18.512
253	12/10/2008	12:30:00	28.4	14.084	3.200	7.482	19.524
254	12/10/2008	13:00:00	28.1	3.566	0.891	1.544	5.517
255	12/10/2008	13:10:00	28.0	5.883	1.084	3.501	8.447
256	12/10/2008	13:20:00	28.0	4.562	1.147	2.504	6.477
257	12/10/2008	13:30:00	28.0	5.175	0.868	3.502	6.479
258	12/10/2008	13:40:00	27.9	6.376	0.697	4.464	7.491
259	12/10/2008	13:50:00	27.9	6.348	0.710	4.465	7.492
260	12/10/2008	14:00:00	28.2	6.074	0.571	4.465	7.492
261	12/10/2008	14:10:00	28.2	6.700	0.772	3.503	7.489
262	12/10/2008	14:20:00	28.4	5.143	0.799	3.502	6.477
263	12/10/2008	14:30:00	28.4	5.131	0.660	3.500	6.475
264	13/10/2008	00:50:00	30.0	4.650	1.670	1.539	10.537
265	13/10/2008	01:00:00	30.0	6.819	2.289	1.534	13.557
266	13/10/2008	01:10:00	30.4	11.711	2.412	5.498	17.533
267	13/10/2008	01:20:00	30.2	13.993	3.443	5.491	25.494
268	13/10/2008	01:30:00	30.4	15.742	4.865	4.438	28.426
269	13/10/2008	01:40:00	30.5	18.059	3.700	7.458	26.449
270	13/10/2008	01:50:00	30.4	21.338	4.613	14.499	32.404
271	13/10/2008	02:00:00	30.5	21.866	2.833	16.470	29.469
272	13/10/2008	02:10:00	30.4	21.241	3.044	14.502	28.423
273	13/10/2008	02:20:00	30.7	22.172	3.505	15.513	33.452
274	13/10/2008	02:30:00	30.5	22.851	3.095	15.511	28.423
275	13/10/2008	02:40:00	30.6	24.402	4.030	17.521	32.407
276	13/10/2008	02:50:00	30.9	23.852	3.377	15.512	31.445
277	13/10/2008	03:00:00	30.9	25.365	4.237	16.473	34.407
278	13/10/2008	03:10:00	30.9	27.479	3.870	17.518	36.387
279	13/10/2008	03:20:00	31.0	26.320	3.354	18.476	34.396
280	13/10/2008	03:30:00	31.1	24.222	4.140	16.471	32.400

No.	Date	Time	TLAB	AVG	SD	MIN	MAX
281	13/10/2008	03:40:00	31.2	22.800	3.648	15.507	31.439
282	13/10/2008	03:50:00	31.3	24.272	4.043	14.491	32.396
283	13/10/2008	04:00:00	31.3	25.076	3.889	16.464	33.443
284	13/10/2008	04:10:00	31.5	26.472	4.152	18.471	37.413
285	13/10/2008	04:20:00	31.0	23.652	3.837	14.492	31.433
286	13/10/2008	04:30:00	31.2	23.433	2.882	17.514	30.424
287	13/10/2008	04:40:00	31.3	22.875	2.523	18.473	28.413
288	13/10/2008	04:50:00	31.4	22.779	3.984	16.462	30.421
289	13/10/2008	05:00:00	31.5	22.069	3.489	13.529	28.412
290	13/10/2008	05:10:00	31.6	22.143	3.316	12.479	30.418
291	13/10/2008	05:20:00	31.7	20.735	3.754	9.543	30.419
292	13/10/2008	05:30:00	31.6	19.308	3.637	11.515	25.475
293	13/10/2008	05:40:00	31.7	18.180	3.622	7.444	25.473
294	13/10/2008	05:50:00	31.9	18.869	5.465	9.542	34.396
295	13/10/2008	06:00:00	32.1	17.378	4.180	7.437	25.471
296	13/10/2008	06:10:00	32.0	16.485	2.956	11.512	22.450
297	13/10/2008	06:20:00	32.2	18.252	4.819	9.538	33.433
298	13/10/2008	06:30:00	31.9	16.506	3.176	9.534	24.418
299	13/10/2008	06:40:00	31.9	16.011	3.854	8.393	25.466
300	13/10/2008	06:50:00	31.8	16.170	4.412	8.392	28.398
301	13/10/2008	07:00:00	31.8	15.844	2.924	10.494	23.456
302	13/10/2008	07:10:00	32.0	15.621	2.936	10.493	21.484
303	13/10/2008	07:20:00	32.6	15.620	3.228	8.390	20.433
304	13/10/2008	07:30:00	32.6	16.248	3.488	7.427	24.412
305	13/10/2008	07:40:00	32.0	15.932	3.702	4.406	24.412
306	13/10/2008	07:50:00	32.2	16.557	3.479	10.488	25.460
307	13/10/2008	08:00:00	32.5	16.802	3.408	10.484	25.458
308	13/10/2008	08:10:00	32.2	14.162	4.452	2.446	23.448
309	13/10/2008	08:20:00	32.0	15.053	6.200	2.445	29.440
310	13/10/2008	08:30:00	31.8	15.460	5.881	2.447	28.394
311	13/10/2008	08:40:00	31.6	14.145	6.452	3.445	29.445
312	13/10/2008	08:50:00	31.2	14.632	4.298	4.409	24.415
313	13/10/2008	09:00:00	31.8	15.102	3.956	7.435	24.419
314	13/10/2008	09:10:00	31.7	15.510	4.533	3.450	24.418
315	13/10/2008	09:20:00	31.6	15.036	4.024	6.419	26.423
316	13/10/2008	09:30:00	31.7	15.401	5.709	2.454	29.448
317	13/10/2008	09:40:00	31.6	14.896	3.459	8.393	23.457
318	13/10/2008	09:50:00	31.7	16.066	3.252	7.430	23.455
319	13/10/2008	10:00:00	31.6	15.298	3.116	5.456	19.472
320	13/10/2008	10:10:00	31.6	16.237	2.666	11.503	25.463
321	13/10/2008	10:20:00	31.6	16.534	1.929	13.512	22.442
322	13/10/2008	10:30:00	31.8	14.562	3.088	5.456	18.458
323	13/10/2008	10:40:00	31.8	11.485	2.495	6.417	16.449
324	13/10/2008	10:50:00	32.0	11.769	2.237	8.388	21.479
325	13/10/2008	11:00:00	31.9	10.982	2.100	7.428	17.497
326	13/10/2008	11:10:00	31.8	9.947	1.335	6.414	12.467
327	13/10/2008	11:20:00	31.9	9.768	2.839	3.444	16.447
328	13/10/2008	11:30:00	31.6	5.171	1.746	1.493	9.537
329	13/10/2008	18:20:00	29.1	2.992	0.902	1.531	4.456
330	13/10/2008	18:30:00	29.2	2.762	0.646	1.532	4.458
331	13/10/2008	18:40:00	29.1	2.600	0.664	1.532	3.489
332	13/10/2008	18:50:00	29.0	4.689	0.841	3.489	6.464
333	13/10/2008	19:00:00	29.0	4.557	0.721	2.494	5.506
334	13/10/2008	19:10:00	28.9	4.141	0.610	2.494	5.509
335	13/10/2008	19:20:00	28.5	3.443	0.853	1.537	5.509
336	13/10/2008	19:30:00	28.2	3.463	0.844	1.538	5.511
337	13/10/2008	19:40:00	28.6	3.507	0.634	2.498	4.465
338	13/10/2008	19:50:00	28.8	3.311	0.636	2.499	4.464
339	14/10/2008	01:00:00	30.9	15.063	3.636	9.560	25.490
340	14/10/2008	01:10:00	30.7	17.211	4.078	7.455	26.446

No.	Date	Time	TLAB	AVG	SD	MIN	MAX
341	14/10/2008	01:20:00	30.5	19.101	3.172	11.523	28.415
342	14/10/2008	01:30:00	30.5	19.658	2.873	12.487	26.447
343	14/10/2008	01:40:00	30.3	23.416	2.360	18.479	29.471
344	14/10/2008	01:50:00	30.5	20.962	3.745	12.482	32.403
345	14/10/2008	02:00:00	30.9	23.074	3.931	14.501	32.403
346	14/10/2008	02:10:00	31.1	25.013	4.545	15.509	36.376
347	14/10/2008	02:20:00	31.1	20.603	4.394	12.484	30.423
348	14/10/2008	02:30:00	31.1	21.923	4.796	12.481	32.396
349	14/10/2008	02:40:00	31.3	19.736	4.935	4.426	29.462
350	14/10/2008	02:50:00	31.5	21.417	4.849	10.508	35.412
351	14/10/2008	03:00:00	31.1	20.789	3.131	14.489	26.439
352	14/10/2008	03:10:00	31.2	20.686	2.964	14.491	27.452
353	14/10/2008	03:20:00	31.3	20.872	3.270	12.480	29.462
354	14/10/2008	03:30:00	31.4	21.238	3.695	11.521	30.420
355	14/10/2008	03:40:00	31.8	21.967	3.453	14.489	30.419
356	14/10/2008	03:50:00	31.5	21.458	4.049	13.525	31.431
357	14/10/2008	04:00:00	31.8	22.070	4.900	14.484	32.388
358	14/10/2008	04:10:00	31.9	23.620	3.657	17.503	33.435
359	14/10/2008	04:20:00	31.8	22.092	3.442	14.484	32.389
360	14/10/2008	04:30:00	32.2	22.253	3.492	15.497	29.454
361	14/10/2008	04:40:00	31.9	20.975	4.519	11.508	34.386
362	14/10/2008	04:50:00	32.1	21.284	4.178	12.469	33.428
363	14/10/2008	05:00:00	32.4	20.418	2.222	14.473	24.417
364	14/10/2008	05:10:00	32.0	20.538	4.936	9.532	35.391
365	14/10/2008	05:20:00	32.5	20.262	3.159	9.532	26.423
366	14/10/2008	05:30:00	32.5	20.930	3.945	12.462	30.399
367	14/10/2008	05:40:00	32.3	19.520	4.086	10.466	28.388
368	14/10/2008	05:50:00	32.3	21.015	3.793	13.506	27.413
369	14/10/2008	06:00:00	32.3	18.635	3.347	11.488	24.433
370	14/10/2008	06:10:00	32.6	19.399	3.813	12.458	31.415
371	14/10/2008	06:20:00	32.5	19.067	3.177	12.458	26.417
372	14/10/2008	06:30:00	32.5	20.244	4.700	7.428	32.375
373	14/10/2008	06:40:00	32.7	20.844	4.371	9.523	33.421
374	14/10/2008	06:50:00	32.8	19.992	3.994	13.504	30.398
375	14/10/2008	07:00:00	32.9	20.315	4.573	12.454	33.419
376	14/10/2008	07:10:00	33.0	21.518	3.995	14.460	31.410
377	14/10/2008	07:20:00	33.2	19.312	3.627	12.448	26.411
378	14/10/2008	07:30:00	33.0	16.908	3.279	11.490	28.377
379	14/10/2008	07:40:00	32.9	17.875	3.975	9.517	28.382
380	14/10/2008	07:50:00	33.1	18.093	4.684	9.516	28.362
381	14/10/2008	08:00:00	32.7	19.103	4.237	10.476	32.367
382	14/10/2008	08:10:00	33.0	18.992	3.270	10.479	27.423
383	14/10/2008	08:20:00	33.2	18.396	4.113	12.448	27.420
384	14/10/2008	08:30:00	33.3	19.697	3.518	12.448	33.411
385	14/10/2008	08:40:00	33.2	19.452	4.001	12.446	30.389
386	14/10/2008	08:50:00	33.2	19.808	3.679	11.485	28.378
387	14/10/2008	09:00:00	33.1	20.737	3.876	10.469	30.386
388	14/10/2008	09:10:00	32.8	20.175	3.716	12.444	29.426
389	14/10/2008	09:20:00	32.8	20.017	2.597	14.454	28.379
390	14/10/2008	09:30:00	32.6	21.657	2.356	17.479	28.380
391	14/10/2008	09:40:00	32.3	22.029	1.336	19.454	25.449
392	14/10/2008	09:50:00	32.3	21.714	2.892	17.482	28.385
393	14/10/2008	10:00:00	32.1	21.047	2.069	18.443	28.385
394	14/10/2008	10:10:00	32.1	21.169	2.087	18.447	27.430
395	14/10/2008	10:20:00	31.9	21.091	1.670	18.449	26.418
396	14/10/2008	10:30:00	32.1	20.769	4.585	11.497	36.378
397	14/10/2008	10:40:00	32.1	19.661	1.397	17.487	23.445
398	14/10/2008	10:50:00	31.8	18.675	1.157	16.439	23.444
399	14/10/2008	11:00:00	31.9	17.924	1.421	14.468	21.476
400	14/10/2008	11:10:00	31.6	17.908	2.610	13.509	24.409

No.	Date	Time	TLAB	AVG	SD	MIN	MAX
401	14/10/2008	11:20:00	31.8	16.299	1.492	12.462	20.429
402	14/10/2008	11:30:00	31.8	14.928	0.944	13.511	16.481
403	14/10/2008	11:40:00	31.8	16.569	2.906	11.502	28.393
404	14/10/2008	11:50:00	31.6	15.331	1.605	11.502	19.469
405	14/10/2008	12:00:00	31.3	12.413	1.643	8.392	16.448
406	14/10/2008	12:10:00	31.1	5.607	1.983	2.450	11.509
407	14/10/2008	12:20:00	30.9	2.611	0.797	1.493	4.420
408	14/10/2008	16:40:00	30.1	2.512	0.808	1.514	4.440
409	14/10/2008	18:00:00	30.2	3.164	0.788	1.511	4.438
410	14/10/2008	18:20:00	30.1	2.996	0.811	1.507	4.434
411	14/10/2008	18:30:00	30.1	4.053	0.693	2.467	5.483
412	14/10/2008	18:40:00	29.8	4.416	0.823	2.468	6.443
413	14/10/2008	18:50:00	29.7	4.950	0.911	2.470	6.446
414	14/10/2008	19:00:00	29.6	5.042	0.724	3.473	6.449
415	14/10/2008	19:10:00	29.4	5.178	0.670	4.435	6.449
416	14/10/2008	19:20:00	29.7	4.333	0.917	2.477	6.449
417	14/10/2008	19:30:00	29.9	3.815	0.876	1.517	6.449
418	14/10/2008	19:40:00	29.7	2.623	0.770	1.516	4.439
419	15/10/2008	01:00:00	29.6	5.747	1.524	2.485	9.573
420	15/10/2008	01:10:00	29.9	5.456	1.393	2.482	8.431
421	15/10/2008	01:20:00	30.1	6.205	1.445	3.477	10.529
422	15/10/2008	01:30:00	30.4	5.816	1.572	2.475	9.562
423	15/10/2008	01:40:00	31.0	7.116	2.217	1.512	11.528
424	15/10/2008	01:50:00	31.3	11.245	3.621	5.476	27.457
425	15/10/2008	02:00:00	31.2	13.087	1.418	9.544	16.466
426	15/10/2008	02:10:00	31.2	13.778	2.480	8.402	18.471
427	15/10/2008	02:20:00	31.0	15.977	3.521	6.430	25.473
428	15/10/2008	02:30:00	31.4	18.420	2.749	11.516	25.475
429	15/10/2008	02:40:00	31.2	20.828	2.279	16.458	28.478
430	15/10/2008	02:50:00	31.3	21.350	2.832	15.497	27.449
431	15/10/2008	03:00:00	31.6	22.217	2.147	17.505	28.407
432	15/10/2008	03:10:00	31.2	22.497	2.416	17.504	27.445
433	15/10/2008	03:20:00	31.7	23.260	2.442	16.456	27.443
434	15/10/2008	03:30:00	31.9	23.578	3.381	17.501	29.454
435	15/10/2008	03:40:00	31.8	24.225	3.424	16.452	31.425
436	15/10/2008	03:50:00	32.4	24.473	4.052	14.475	35.408
437	15/10/2008	04:00:00	32.2	24.319	3.642	18.455	33.426
438	15/10/2008	04:10:00	32.1	25.058	3.831	16.447	33.429
439	15/10/2008	04:20:00	32.4	25.409	3.033	15.484	33.415
440	15/10/2008	04:30:00	32.3	25.381	3.754	17.488	33.422
441	15/10/2008	04:40:00	32.4	24.413	3.621	14.469	32.373
442	15/10/2008	04:50:00	32.3	24.517	3.732	16.440	32.370
443	15/10/2008	05:00:00	32.3	22.146	3.167	14.467	27.431
444	15/10/2008	05:10:00	32.6	22.841	3.055	17.488	29.440
445	15/10/2008	05:20:00	32.8	22.174	3.743	15.476	33.416
446	15/10/2008	05:30:00	32.6	22.619	3.996	15.478	29.437
447	15/10/2008	05:40:00	33.0	20.964	3.482	13.501	27.425
448	15/10/2008	05:50:00	32.6	22.350	2.834	16.432	32.363
449	15/10/2008	06:00:00	32.9	21.306	2.023	16.429	26.408
450	15/10/2008	06:10:00	32.9	19.753	4.303	9.513	26.405
451	15/10/2008	06:20:00	32.3	20.912	5.072	10.472	31.401
452	15/10/2008	06:30:00	32.8	21.163	8.374	0.428	42.448
453	15/10/2008	06:40:00	32.9	22.843	4.985	15.470	37.392
454	15/10/2008	06:50:00	33.4	23.157	5.786	11.485	39.382
455	15/10/2008	07:00:00	33.3	22.841	3.906	10.465	33.402
456	15/10/2008	07:10:00	33.3	23.482	3.804	16.420	35.383
457	15/10/2008	07:20:00	33.3	23.204	3.690	15.459	32.352
458	15/10/2008	07:30:00	33.2	22.788	3.607	16.417	32.352
459	15/10/2008	07:40:00	33.3	22.973	2.724	16.418	28.370
460	15/10/2008	07:50:00	33.6	23.484	4.498	10.461	35.355

No.	Date	Time	TLAB	AVG	SD	MIN	MAX
461	15/10/2008	08:00:00	33.6	23.401	3.793	16.416	34.370
462	15/10/2008	08:10:00	33.8	23.222	4.031	16.414	34.370
463	15/10/2008	08:20:00	33.6	22.949	4.771	15.454	34.359
464	15/10/2008	08:30:00	33.1	23.304	3.435	17.463	31.388
465	15/10/2008	08:40:00	33.1	23.324	3.238	15.455	32.349
466	15/10/2008	08:50:00	33.6	22.189	3.598	17.466	37.395
467	15/10/2008	09:00:00	33.6	23.125	3.039	17.464	30.377
468	15/10/2008	09:10:00	33.8	23.120	3.054	18.424	31.390
469	15/10/2008	09:20:00	33.5	22.741	3.672	16.416	32.349
470	15/10/2008	09:30:00	33.2	22.832	1.895	17.464	27.407
471	15/10/2008	09:40:00	32.9	21.955	3.203	12.438	29.418
472	15/10/2008	09:50:00	33.0	22.345	2.652	18.429	29.420
473	15/10/2008	10:00:00	32.9	22.521	1.985	18.431	28.374
474	15/10/2008	10:10:00	32.9	22.064	2.299	18.431	29.421
475	15/10/2008	10:20:00	33.2	21.519	1.858	17.472	26.400
476	15/10/2008	10:30:00	32.8	21.517	2.344	16.424	29.420
477	15/10/2008	10:40:00	32.6	20.941	1.990	16.422	24.391
478	15/10/2008	10:50:00	32.8	19.404	1.870	16.423	25.440
479	15/10/2008	11:00:00	32.8	18.257	1.544	13.491	20.410
480	15/10/2008	13:50:00	31.1	6.272	1.886	3.480	12.513
481	15/10/2008	14:00:00	31.3	6.512	0.987	4.435	8.425
482	15/10/2008	14:10:00	31.4	5.649	1.082	3.470	8.414
483	15/10/2008	14:20:00	31.5	5.955	0.874	4.421	7.453
484	15/10/2008	14:30:00	31.1	5.439	1.298	1.502	8.408
485	15/10/2008	14:40:00	31.2	4.266	1.128	1.500	6.433
486	15/10/2008	14:50:00	31.5	4.333	1.416	1.499	7.439
487	15/10/2008	15:00:00	31.2	6.068	1.715	2.456	10.497
488	15/10/2008	15:10:00	31.5	7.065	1.022	4.414	10.498
489	15/10/2008	15:20:00	31.4	7.036	0.723	5.462	8.402
490	15/10/2008	15:30:00	31.2	6.275	0.969	4.412	8.398
491	15/10/2008	15:40:00	30.8	2.702	0.876	1.500	4.424
492	15/10/2008	15:50:00	30.6	3.221	0.993	1.503	5.477
493	15/10/2008	16:00:00	30.6	2.760	1.114	1.504	5.481
494	15/10/2008	16:10:00	30.4	3.420	0.835	1.506	5.480
495	15/10/2008	16:40:00	30.4	2.257	0.739	1.508	4.431
496	15/10/2008	16:50:00	30.4	2.589	0.672	1.508	4.432
497	15/10/2008	17:00:00	30.4	3.532	0.634	2.469	4.434
498	15/10/2008	17:10:00	30.3	3.927	0.577	2.471	5.483
499	16/10/2008	00:50:00	30.9	5.776	2.174	2.475	12.496
500	16/10/2008	01:00:00	31.0	8.057	2.025	1.514	11.531
501	16/10/2008	01:10:00	31.3	10.875	2.746	5.475	17.515
502	16/10/2008	01:20:00	31.1	11.983	2.546	6.434	17.513
503	16/10/2008	01:30:00	30.9	12.160	1.736	7.444	15.503
504	16/10/2008	01:40:00	31.4	12.905	3.201	5.468	18.469
505	16/10/2008	01:50:00	31.3	14.880	3.290	8.399	20.441
506	16/10/2008	02:00:00	31.6	15.058	1.901	9.538	19.476
507	16/10/2008	02:10:00	31.3	16.381	3.000	9.536	25.466
508	16/10/2008	02:20:00	32.1	19.140	3.250	12.466	27.437
509	16/10/2008	02:30:00	31.4	19.383	2.392	14.476	25.466
510	16/10/2008	02:40:00	31.3	19.842	2.814	14.478	26.428
511	16/10/2008	02:50:00	31.7	20.292	2.170	16.453	25.469
512	16/10/2008	03:00:00	31.6	20.276	3.110	13.521	26.431
513	16/10/2008	03:10:00	32.0	19.709	3.819	11.513	30.415
514	16/10/2008	03:20:00	31.5	20.209	2.635	15.494	27.447
515	16/10/2008	03:30:00	31.9	17.942	2.600	12.474	25.471
516	16/10/2008	03:40:00	32.0	16.559	3.317	10.498	25.475
517	16/10/2008	03:50:00	32.2	15.858	3.426	7.435	25.467
518	16/10/2008	04:00:00	32.3	14.763	3.913	8.394	25.464
519	16/10/2008	04:10:00	32.1	15.278	3.373	9.534	24.418
520	16/10/2008	04:20:00	32.2	15.852	4.973	9.534	26.428

No.	Date	Time	TLAB	AVG	SD	MIN	MAX
521	16/10/2008	04:30:00	32.0	15.395	3.956	8.395	27.439
522	16/10/2008	04:40:00	32.3	15.133	4.312	5.462	24.420
523	16/10/2008	04:50:00	32.5	15.641	3.459	9.533	24.417
524	16/10/2008	05:00:00	32.2	16.183	3.569	6.423	23.459
525	16/10/2008	05:10:00	31.7	16.472	3.327	8.397	23.459
526	16/10/2008	05:20:00	31.6	15.460	3.110	8.399	22.449
527	16/10/2008	05:30:00	31.3	13.319	4.605	1.501	20.442
528	16/10/2008	05:40:00	31.0	10.994	3.567	5.468	20.441
529	16/10/2008	05:50:00	30.7	12.758	3.767	3.458	22.452
530	16/10/2008	06:00:00	31.0	12.438	3.767	5.473	19.489
531	16/10/2008	06:10:00	30.5	11.960	3.048	6.437	18.478
532	16/10/2008	06:20:00	30.7	13.542	2.666	8.413	19.489
533	16/10/2008	06:30:00	30.8	14.502	2.868	6.436	20.449
534	16/10/2008	06:40:00	31.1	14.483	2.932	9.545	19.484
535	16/10/2008	06:50:00	31.3	15.077	5.766	6.430	32.389
536	16/10/2008	07:00:00	31.2	15.850	4.242	7.440	28.407
537	16/10/2008	07:10:00	31.3	15.287	3.122	10.498	27.439
538	16/10/2008	07:20:00	31.6	16.771	3.334	11.508	26.428
539	16/10/2008	07:30:00	31.5	15.077	4.107	8.395	27.448
540	16/10/2008	07:40:00	31.4	15.640	3.324	8.398	22.448
541	16/10/2008	07:50:00	31.8	15.205	3.140	10.501	24.423
542	16/10/2008	08:00:00	31.8	13.677	2.393	10.498	18.466
543	16/10/2008	08:10:00	31.8	13.309	1.830	9.537	16.457
544	16/10/2008	08:20:00	30.9	12.194	2.522	7.436	16.459
545	16/10/2008	08:30:00	30.6	11.440	3.687	2.465	21.492
546	16/10/2008	08:40:00	30.6	16.145	3.374	8.408	22.458
547	16/10/2008	08:50:00	30.4	14.838	3.053	8.408	24.435
548	16/10/2008	09:00:00	29.8	14.608	2.689	9.553	21.505
549	16/10/2008	09:10:00	29.5	14.646	1.980	12.490	19.489
550	16/10/2008	09:20:00	29.5	14.105	1.986	10.521	18.483
551	16/10/2008	09:30:00	29.9	14.892	2.290	10.525	21.514
552	16/10/2008	09:40:00	29.4	15.830	3.348	10.522	24.443
553	16/10/2008	09:50:00	29.5	12.527	2.850	8.422	20.463
554	16/10/2008	10:00:00	29.6	13.810	3.927	4.444	22.472
555	16/10/2008	10:10:00	29.9	13.512	2.362	8.424	17.533
556	16/10/2008	10:20:00	29.5	10.864	2.681	5.490	14.507
557	16/10/2008	10:40:00	29.3	5.680	1.138	3.484	8.429
558	16/10/2008	10:50:00	29.6	5.951	1.524	4.443	9.571
559	16/10/2008	11:00:00	29.9	7.075	1.660	4.440	10.529
560	16/10/2008	11:10:00	29.6	5.958	1.253	3.478	8.428
561	16/10/2008	11:20:00	29.6	4.859	1.328	2.480	8.425
562	16/10/2008	11:30:00	29.3	3.043	0.850	1.520	4.446
563	16/10/2008	12:10:00	29.7	3.669	1.035	1.524	8.456
564	16/10/2008	17:00:00	28.9	2.681	0.682	1.535	4.457
565	16/10/2008	17:10:00	29.1	2.733	0.807	1.534	4.455
566	16/10/2008	20:00:00	28.9	2.868	0.695	1.536	3.502
567	16/10/2008	21:00:00	28.5	2.458	0.576	1.540	3.503
568	17/10/2008	01:00:00	29.3	3.744	1.485	1.537	6.471
569	17/10/2008	01:10:00	29.8	5.149	2.201	1.534	10.536
570	17/10/2008	01:20:00	30.2	6.605	1.535	3.485	12.507
571	17/10/2008	01:30:00	29.9	8.561	2.578	1.529	11.545
572	17/10/2008	01:40:00	30.4	14.427	4.578	6.452	31.451
573	17/10/2008	01:50:00	30.1	19.326	5.214	10.522	35.437
574	17/10/2008	02:00:00	30.6	19.987	5.142	3.476	31.451
575	17/10/2008	02:10:00	30.8	19.763	4.414	8.415	29.475
576	17/10/2008	02:20:00	30.9	20.194	5.007	9.553	29.467
577	17/10/2008	02:30:00	31.2	21.587	3.650	12.482	28.414
578	17/10/2008	02:40:00	31.2	21.883	4.293	8.408	29.460
579	17/10/2008	02:50:00	31.3	22.999	4.401	14.489	33.440
580	17/10/2008	03:00:00	31.2	21.823	4.359	11.518	31.433

No.	Date	Time	TLAB	AVG	SD	MIN	MAX
581	17/10/2008	03:10:00	31.0	22.344	4.512	14.485	34.393
582	17/10/2008	03:20:00	31.6	24.461	4.433	16.459	37.424
583	17/10/2008	03:30:00	31.7	25.166	5.287	9.540	37.424
584	17/10/2008	03:40:00	31.7	24.819	4.474	15.494	37.432
585	17/10/2008	03:50:00	31.5	28.721	4.813	19.475	39.392
586	17/10/2008	04:00:00	32.0	30.011	3.350	22.444	36.372
587	17/10/2008	04:10:00	31.6	27.762	3.226	22.439	36.361
588	17/10/2008	04:20:00	31.9	26.488	3.996	18.457	35.401
589	17/10/2008	04:30:00	32.0	31.257	4.480	18.456	39.396
590	17/10/2008	04:40:00	31.8	29.910	4.464	20.428	40.352
591	17/10/2008	04:50:00	32.2	28.529	3.700	20.430	36.372
592	17/10/2008	05:00:00	32.2	27.815	5.026	14.473	38.379
593	17/10/2008	05:10:00	32.2	28.661	4.825	21.475	43.471
594	17/10/2008	05:20:00	32.2	25.909	3.267	19.465	34.385
595	17/10/2008	05:30:00	32.4	23.315	4.711	9.528	38.376
596	17/10/2008	05:40:00	32.5	20.826	3.432	15.479	27.431
597	17/10/2008	05:50:00	32.2	19.244	3.548	12.457	27.430
598	17/10/2008	06:00:00	32.5	20.097	2.796	15.478	26.417
599	17/10/2008	06:10:00	32.6	19.549	3.819	12.455	30.396
600	17/10/2008	06:20:00	32.1	17.142	4.195	11.494	31.410
601	17/10/2008	06:30:00	32.3	19.015	2.889	12.459	25.457
602	17/10/2008	06:40:00	32.3	19.260	3.660	10.485	26.417
603	17/10/2008	06:50:00	32.5	18.362	4.384	7.425	30.401
604	17/10/2008	07:00:00	32.6	17.021	2.899	11.494	23.443
605	17/10/2008	07:10:00	32.3	17.666	5.052	9.522	36.363
606	17/10/2008	07:20:00	32.4	15.871	4.960	5.448	27.427
607	17/10/2008	07:30:00	31.9	15.268	3.615	6.409	22.433
608	17/10/2008	07:40:00	32.4	15.983	4.289	8.383	25.456
609	17/10/2008	07:50:00	32.5	15.401	4.006	7.421	25.455
610	17/10/2008	08:00:00	32.6	14.553	3.943	0.433	25.453
611	17/10/2008	08:10:00	32.6	15.666	3.300	8.381	21.474
612	17/10/2008	08:20:00	32.6	15.478	2.873	6.406	21.468
613	17/10/2008	08:30:00	32.3	15.051	3.004	10.480	22.430
614	17/10/2008	08:40:00	32.3	15.899	2.918	8.380	21.471
615	17/10/2008	08:50:00	32.2	14.900	2.384	9.520	20.423
616	17/10/2008	09:00:00	32.2	14.952	3.050	7.421	20.422
617	17/10/2008	09:10:00	32.5	14.452	3.615	5.448	22.431
618	17/10/2008	09:20:00	32.2	15.538	3.280	7.421	24.407
619	17/10/2008	09:30:00	32.2	15.468	3.544	8.380	25.455
620	17/10/2008	09:40:00	32.2	15.474	2.839	8.380	22.432
621	17/10/2008	09:50:00	32.1	14.524	2.259	9.519	18.449
622	17/10/2008	10:00:00	32.2	14.322	3.935	3.437	23.441
623	17/10/2008	10:10:00	31.5	10.484	2.593	5.449	15.482
624	17/10/2008	10:20:00	31.2	11.565	2.023	8.387	17.496
625	17/10/2008	10:30:00	30.7	9.219	1.775	5.465	13.522
626	17/10/2008	10:40:00	30.4	8.933	1.669	6.426	14.491
627	17/10/2008	10:50:00	30.3	9.556	1.307	7.446	12.486
628	17/10/2008	11:00:00	30.3	8.296	1.466	5.476	12.485
629	17/10/2008	11:10:00	30.1	6.168	1.192	4.428	8.418
630	17/10/2008	11:20:00	30.2	7.190	1.413	3.470	10.518
631	17/10/2008	11:30:00	29.9	5.237	1.570	2.474	9.561
632	17/10/2008	11:40:00	29.8	7.677	2.243	4.437	15.517
633	17/10/2008	11:50:00	29.3	6.610	1.177	3.477	9.568
634	17/10/2008	12:00:00	29.3	5.357	1.423	2.483	8.430
635	17/10/2008	12:10:00	29.2	5.909	1.965	1.524	9.572
636	17/10/2008	12:20:00	29.3	9.513	1.848	6.455	14.512
637	17/10/2008	12:30:00	29.5	7.156	1.634	3.484	10.532
638	17/10/2008	12:50:00	29.4	6.608	2.489	2.485	11.543
639	17/10/2008	13:00:00	29.3	7.554	1.414	4.446	10.529
640	17/10/2008	13:10:00	29.5	7.710	1.709	4.447	10.532

No.	Date	Time	TLAB	AVG	SD	MIN	MAX
641	17/10/2008	13:20:00	29.7	7.356	0.644	5.493	8.431
642	17/10/2008	13:30:00	29.6	8.677	0.856	7.463	10.528
643	17/10/2008	13:40:00	29.5	7.504	1.180	5.490	9.567
644	17/10/2008	13:50:00	29.4	7.335	1.015	5.490	9.569
645	17/10/2008	14:00:00	29.6	8.126	0.742	6.452	9.570
646	17/10/2008	14:10:00	29.7	7.176	0.785	5.490	9.566
647	17/10/2008	14:20:00	29.6	7.490	0.900	5.489	9.567
648	17/10/2008	14:30:00	29.3	6.484	1.454	3.481	8.429
649	17/10/2008	14:40:00	29.4	4.953	0.792	3.483	6.457
650	17/10/2008	14:50:00	29.4	3.030	0.896	1.525	5.497
651	17/10/2008	20:30:00	29.3	3.631	0.658	2.487	4.452
652	17/10/2008	20:40:00	29.2	3.668	0.776	1.526	4.452
653	17/10/2008	20:50:00	29.3	4.101	0.788	2.486	6.460
654	17/10/2008	21:00:00	29.2	3.173	0.658	1.526	4.449
655	17/10/2008	21:40:00	28.8	5.442	0.681	3.490	6.465
656	17/10/2008	21:50:00	28.7	6.079	0.726	4.450	7.478
657	17/10/2008	22:00:00	28.4	5.287	0.657	4.451	6.466
658	17/10/2008	22:10:00	28.4	3.641	0.641	2.495	4.464
659	17/10/2008	22:20:00	28.7	3.338	0.692	2.497	5.514
660	17/10/2008	22:30:00	28.7	3.434	0.691	1.537	4.463
661	17/10/2008	22:40:00	28.6	3.042	0.497	2.497	3.502
662	18/10/2008	00:40:00	29.1	5.949	2.149	2.491	10.537
663	18/10/2008	00:50:00	29.4	5.158	1.361	2.491	9.575
664	18/10/2008	01:00:00	29.7	8.287	2.875	3.487	14.515
665	18/10/2008	01:10:00	30.0	10.618	2.541	2.486	15.526
666	18/10/2008	01:20:00	29.9	10.944	2.444	6.450	16.480
667	18/10/2008	01:30:00	29.7	13.733	2.419	8.423	17.529
668	18/10/2008	01:40:00	30.2	15.321	2.164	10.522	20.462
669	18/10/2008	01:50:00	30.2	16.421	1.769	12.491	21.509
670	18/10/2008	02:00:00	29.7	17.867	2.187	12.491	22.471
671	18/10/2008	02:10:00	29.8	17.155	2.818	12.495	23.483
672	18/10/2008	02:20:00	30.2	14.143	3.447	3.480	22.470
673	18/10/2008	02:30:00	30.3	14.093	2.849	8.420	21.509
674	18/10/2008	02:40:00	29.8	14.937	2.892	8.422	22.471
675	18/10/2008	02:50:00	29.8	15.130	3.383	9.566	23.486
676	18/10/2008	03:00:00	29.8	15.552	2.464	10.526	21.514
677	18/10/2008	03:10:00	29.9	15.736	2.484	11.541	22.475
678	18/10/2008	03:20:00	29.9	17.500	3.355	9.566	25.500
679	18/10/2008	03:30:00	30.1	17.717	2.132	11.540	21.517
680	18/10/2008	03:40:00	30.4	18.291	4.169	13.544	33.457
681	18/10/2008	03:50:00	30.7	17.819	2.538	12.494	26.451
682	18/10/2008	04:00:00	30.5	19.425	4.211	11.528	28.423
683	18/10/2008	04:10:00	31.1	19.808	2.924	14.497	28.420
684	18/10/2008	04:20:00	31.1	18.500	3.470	12.485	26.447
685	18/10/2008	04:30:00	30.7	16.099	4.605	8.416	34.421
686	18/10/2008	04:40:00	31.2	15.444	4.585	6.442	26.449
687	18/10/2008	04:50:00	31.1	16.380	3.295	9.553	24.434
688	18/10/2008	05:00:00	30.7	16.113	4.843	8.415	30.424
689	18/10/2008	05:10:00	31.1	15.663	3.243	8.416	22.467
690	18/10/2008	05:20:00	31.0	17.016	3.972	7.453	26.445
691	18/10/2008	05:30:00	31.0	16.413	3.701	8.414	27.461
692	18/10/2008	05:40:00	31.1	14.920	3.441	8.412	22.462
693	18/10/2008	05:50:00	30.9	14.315	2.388	9.554	19.493
694	18/10/2008	06:00:00	30.7	16.180	3.307	5.481	22.464
695	18/10/2008	06:10:00	30.9	15.667	3.406	8.417	22.464
696	18/10/2008	06:20:00	30.8	15.177	3.913	6.443	22.463
697	18/10/2008	06:30:00	30.7	15.284	3.540	9.556	23.476
698	18/10/2008	06:40:00	30.5	15.237	3.592	7.458	24.438
699	18/10/2008	06:50:00	30.8	16.583	4.324	8.419	28.423
700	18/10/2008	07:00:00	30.8	14.948	3.008	9.557	22.467

No.	Date	Time	TLAB	AVG	SD	MIN	MAX
701	18/10/2008	07:10:00	31.1	15.695	4.171	9.556	30.431
702	18/10/2008	07:20:00	31.4	15.130	2.813	8.414	22.465
703	18/10/2008	07:30:00	31.4	17.039	4.724	8.411	27.456
704	18/10/2008	07:40:00	31.7	15.472	3.423	8.408	23.470
705	18/10/2008	07:50:00	31.5	16.134	2.788	11.519	23.467
706	18/10/2008	08:00:00	31.4	15.941	3.639	9.545	29.460
707	18/10/2008	08:10:00	31.1	16.729	3.124	9.546	23.471
708	18/10/2008	08:20:00	31.1	14.657	2.275	11.524	20.449
709	18/10/2008	08:30:00	30.9	15.181	2.275	11.524	22.458
710	18/10/2008	08:40:00	30.9	13.997	2.687	8.413	22.461
711	18/10/2008	08:50:00	30.8	14.438	2.018	10.512	18.479
712	18/10/2008	09:00:00	30.8	12.981	2.772	8.413	18.483
713	18/10/2008	09:10:00	30.7	14.046	2.904	9.555	21.502
714	18/10/2008	09:20:00	30.7	14.432	3.346	7.456	21.506
715	18/10/2008	09:30:00	30.7	15.249	3.482	8.416	24.438
716	18/10/2008	09:40:00	30.6	14.791	2.088	10.515	19.494
717	18/10/2008	09:50:00	30.8	15.482	2.997	11.527	24.440
718	18/10/2008	10:00:00	30.8	15.311	2.455	11.521	21.496
719	18/10/2008	10:20:00	30.9	14.480	1.669	11.516	17.515
720	18/10/2008	10:30:00	31.2	14.951	1.366	11.565	18.467
721	18/10/2008	10:40:00	31.5	13.305	1.938	8.398	16.459
722	18/10/2008	10:50:00	31.2	10.189	3.447	4.415	17.505
723	18/10/2008	11:00:00	30.9	8.143	1.297	4.416	10.506
724	18/10/2008	11:10:00	30.5	6.344	2.041	2.464	9.551
725	18/10/2008	11:20:00	30.1	9.239	1.630	6.434	12.489
726	18/10/2008	11:30:00	29.8	5.552	1.774	1.514	8.418
727	18/10/2008	14:10:00	29.6	4.200	1.627	1.526	8.431
728	18/10/2008	14:40:00	29.7	10.112	2.378	4.445	13.550
729	18/10/2008	14:50:00	29.9	4.888	2.184	1.519	9.565
730	18/10/2008	15:10:00	29.9	4.287	0.863	2.477	5.490
731	18/10/2008	15:20:00	29.7	7.942	1.781	4.435	10.524
732	18/10/2008	15:30:00	29.3	11.128	1.285	8.419	13.546
733	18/10/2008	15:40:00	29.1	13.668	1.424	10.521	16.485
734	18/10/2008	15:50:00	29.2	14.282	1.349	11.540	17.533
735	18/10/2008	16:00:00	29.5	13.754	1.750	10.527	18.495
736	18/10/2008	16:10:00	29.3	13.210	1.555	10.527	17.533
737	18/10/2008	16:20:00	29.2	12.277	1.771	9.566	15.526
738	18/10/2008	16:30:00	29.3	13.750	2.200	10.528	18.495
739	18/10/2008	16:40:00	29.0	12.718	0.987	11.540	15.526
740	18/10/2008	16:50:00	29.2	12.370	1.511	8.430	16.489
741	18/10/2008	17:00:00	29.0	12.739	0.988	11.542	15.529
742	18/10/2008	17:10:00	29.1	13.025	0.743	11.543	14.519
743	18/10/2008	17:20:00	28.9	13.405	0.930	11.544	15.529
744	18/10/2008	17:30:00	29.2	13.534	1.031	11.542	16.491
745	18/10/2008	17:40:00	28.7	11.488	1.029	9.570	13.557
746	18/10/2008	17:50:00	28.7	11.313	0.669	10.531	12.511
747	18/10/2008	18:00:00	28.4	11.026	0.777	9.576	12.513
748	18/10/2008	18:10:00	28.2	10.754	0.683	8.441	12.515
749	18/10/2008	18:20:00	28.2	10.468	0.924	9.579	12.517
750	18/10/2008	18:30:00	28.5	10.440	0.782	8.439	11.557
751	18/10/2008	18:40:00	28.6	11.221	0.587	9.579	12.518
752	18/10/2008	18:50:00	28.4	10.021	0.988	8.440	11.559
753	18/10/2008	19:00:00	28.4	10.084	0.929	7.482	11.559
754	18/10/2008	19:10:00	28.5	10.646	0.818	9.579	12.517
755	18/10/2008	19:20:00	28.6	10.685	0.921	8.440	12.517
756	18/10/2008	19:30:00	28.9	10.582	0.984	8.439	12.514
757	18/10/2008	19:40:00	29.1	10.098	0.754	8.436	11.555
758	18/10/2008	19:50:00	28.8	9.830	0.832	8.434	11.552
759	18/10/2008	20:00:00	28.6	9.899	0.988	8.435	11.555
760	18/10/2008	20:10:00	28.4	8.198	0.741	6.466	9.582

No.	Date	Time	TLAB	AVG	SD	MIN	MAX
761	18/10/2008	20:20:00	28.3	8.219	0.660	6.468	9.585
762	18/10/2008	20:30:00	28.2	7.721	0.664	6.468	9.585
763	18/10/2008	20:40:00	28.3	6.875	0.687	5.507	8.449
764	18/10/2008	20:50:00	28.3	5.905	0.544	4.459	6.474
765	18/10/2008	21:00:00	28.3	5.031	0.632	3.499	6.474
766	18/10/2008	21:10:00	28.5	4.119	0.747	2.501	5.516
767	18/10/2008	21:20:00	28.6	4.047	0.604	2.498	5.514
768	18/10/2008	21:30:00	28.8	4.391	0.663	2.495	5.509
769	18/10/2008	21:40:00	28.9	5.141	1.108	2.495	7.478
770	18/10/2008	21:50:00	28.8	7.360	0.530	6.461	8.441
771	18/10/2008	22:00:00	29.0	7.830	0.747	6.458	9.578
772	18/10/2008	22:10:00	29.0	7.441	1.267	4.449	10.533
773	18/10/2008	22:20:00	29.0	8.706	1.167	6.456	11.547
774	18/10/2008	22:30:00	29.0	6.516	0.779	4.447	8.431
775	18/10/2008	22:40:00	29.1	5.821	0.841	3.486	7.475
776	18/10/2008	22:50:00	29.1	7.163	0.631	6.456	8.436
777	18/10/2008	23:00:00	29.0	5.782	0.592	4.448	6.462
778	18/10/2008	23:10:00	29.1	6.483	0.642	4.447	7.477
779	18/10/2008	23:20:00	29.1	4.233	1.154	2.491	7.475
780	18/10/2008	23:30:00	29.0	3.598	0.594	2.492	4.455
781	18/10/2008	23:40:00	29.1	3.901	0.982	2.492	6.463
782	19/10/2008	00:00:00	28.9	2.625	0.777	1.534	4.455
783	19/10/2008	00:10:00	28.9	3.669	1.030	1.535	6.469
784	19/10/2008	00:20:00	29.0	2.661	0.725	1.534	4.457
785	19/10/2008	01:00:00	29.1	5.595	1.910	2.495	10.540
786	19/10/2008	01:10:00	29.1	6.976	2.467	3.492	12.513
787	19/10/2008	01:20:00	29.3	8.356	3.206	3.491	17.539
788	19/10/2008	01:30:00	29.6	7.732	4.633	2.490	21.521
789	19/10/2008	01:40:00	29.9	12.209	4.841	2.488	22.474
790	19/10/2008	01:50:00	30.2	13.453	3.782	5.491	23.483
791	19/10/2008	02:00:00	30.5	13.839	4.699	3.479	25.492
792	19/10/2008	02:10:00	30.2	14.798	4.975	4.437	27.465
793	19/10/2008	02:20:00	30.2	14.880	2.773	8.417	19.495
794	19/10/2008	02:30:00	30.3	15.125	2.764	10.515	21.506
795	19/10/2008	02:40:00	30.3	16.258	2.128	12.487	21.503
796	19/10/2008	02:50:00	30.3	17.072	3.861	9.553	25.486
797	19/10/2008	03:00:00	30.5	16.965	3.291	10.513	24.436
798	19/10/2008	03:10:00	30.3	16.361	3.075	10.513	27.455
799	19/10/2008	03:20:00	30.3	16.108	4.378	8.415	26.445
800	19/10/2008	03:30:00	30.3	15.921	3.492	9.553	25.488
801	19/10/2008	03:40:00	30.5	15.644	2.903	10.514	23.476
802	19/10/2008	03:50:00	30.4	17.599	2.601	11.526	23.476
803	19/10/2008	04:00:00	31.0	19.885	2.652	12.484	27.457
804	19/10/2008	04:10:00	30.9	18.907	3.265	11.524	24.434
805	19/10/2008	04:20:00	30.7	19.468	3.744	10.513	28.419
806	19/10/2008	04:30:00	30.7	19.408	4.856	8.410	31.437
807	19/10/2008	04:40:00	31.2	18.764	3.929	9.549	28.415
808	19/10/2008	04:50:00	31.1	17.756	5.335	5.473	32.393
809	19/10/2008	05:00:00	31.3	17.251	4.878	5.473	28.410
810	19/10/2008	05:10:00	31.3	17.103	3.952	7.447	26.437
811	19/10/2008	05:20:00	31.4	17.218	5.268	3.461	27.452
812	19/10/2008	05:30:00	31.4	16.681	4.060	6.431	24.425
813	19/10/2008	05:40:00	31.6	15.715	5.112	7.442	28.404
814	19/10/2008	05:50:00	31.6	14.880	4.111	8.398	25.471
815	19/10/2008	06:00:00	31.6	14.566	5.156	4.417	26.434
816	19/10/2008	06:10:00	31.7	15.526	3.395	8.395	24.417
817	19/10/2008	06:20:00	31.6	14.442	3.147	7.434	19.472
818	19/10/2008	06:30:00	31.3	14.390	3.113	7.436	21.486
819	19/10/2008	06:40:00	31.6	15.497	2.938	10.494	22.447
820	19/10/2008	06:50:00	31.6	15.621	2.981	10.492	22.443

No.	Date	Time	TLAB	AVG	SD	MIN	MAX
821	19/10/2008	07:00:00	31.9	15.564	3.919	4.410	23.457
822	19/10/2008	07:10:00	32.0	14.362	3.349	6.418	20.432
823	19/10/2008	07:20:00	31.3	13.668	2.360	9.533	22.445
824	19/10/2008	07:30:00	31.3	15.394	3.167	8.394	24.418
825	19/10/2008	07:40:00	31.2	14.558	2.381	9.535	20.433
826	19/10/2008	07:50:00	31.3	14.966	2.211	10.496	21.485
827	19/10/2008	08:00:00	31.3	14.619	1.941	10.495	20.435
828	19/10/2008	08:10:00	31.2	15.023	2.634	10.485	21.485
829	19/10/2008	08:20:00	31.4	14.224	2.352	9.535	20.437
830	19/10/2008	08:30:00	31.3	14.779	2.502	8.396	20.435
831	19/10/2008	08:40:00	31.3	13.783	2.564	5.453	19.477
832	19/10/2008	08:50:00	31.3	14.490	3.361	4.415	19.479
833	19/10/2008	09:00:00	31.2	13.177	1.310	9.539	16.458
834	19/10/2008	09:10:00	30.6	9.552	1.532	6.427	12.480
835	19/10/2008	09:20:00	30.1	8.833	2.324	5.471	13.530
836	19/10/2008	09:30:00	29.8	9.217	2.043	5.481	14.500
837	19/10/2008	09:40:00	29.4	11.112	1.871	7.458	15.517
838	19/10/2008	09:50:00	29.3	11.306	1.994	6.449	17.525
839	19/10/2008	10:00:00	29.0	9.840	1.631	5.490	13.553
840	19/10/2008	10:10:00	29.2	9.072	1.012	7.467	11.542
841	19/10/2008	10:20:00	29.3	9.541	1.312	7.469	11.549
842	19/10/2008	10:30:00	29.1	11.691	1.254	8.429	13.556
843	19/10/2008	10:40:00	29.7	11.192	1.388	8.426	14.515
844	19/10/2008	10:50:00	29.4	9.143	0.891	7.467	10.530
845	19/10/2008	11:00:00	29.1	7.007	1.466	4.447	9.573
846	19/10/2008	11:10:00	29.3	6.736	0.824	5.494	8.432
847	19/10/2008	11:20:00	29.1	3.788	1.437	1.526	6.460
848	20/10/2008	01:30:00	29.5	7.407	1.414	3.484	9.573
849	20/10/2008	01:50:00	30.1	8.332	2.889	2.485	14.509
850	20/10/2008	02:00:00	29.7	10.387	3.510	4.443	18.493
851	20/10/2008	02:10:00	30.0	11.059	3.020	4.443	16.484
852	20/10/2008	02:20:00	30.2	13.486	2.829	8.422	21.512
853	20/10/2008	02:30:00	30.0	16.238	2.972	10.522	22.469
854	20/10/2008	02:40:00	30.5	13.018	3.575	7.462	21.513
855	20/10/2008	02:50:00	30.6	13.484	2.725	8.419	19.500
856	20/10/2008	03:00:00	30.3	12.890	3.047	7.457	20.456
857	20/10/2008	03:10:00	30.5	13.056	3.353	7.456	24.439
858	20/10/2008	03:20:00	30.7	12.737	3.153	5.483	21.506
859	20/10/2008	03:30:00	30.5	12.666	2.935	7.454	19.483
860	20/10/2008	03:40:00	30.7	13.403	3.058	7.454	19.495
861	20/10/2008	03:50:00	30.7	12.140	2.540	6.440	17.521
862	20/10/2008	04:00:00	30.7	12.984	3.491	3.471	19.491
863	20/10/2008	04:10:00	30.8	12.739	2.562	7.453	18.481
864	20/10/2008	04:20:00	31.1	12.748	3.041	5.478	19.489
865	20/10/2008	04:30:00	31.2	13.377	3.628	4.427	20.450
866	20/10/2008	04:40:00	30.8	13.489	3.902	6.432	23.471
867	20/10/2008	04:50:00	31.2	13.264	3.680	3.466	24.433
868	20/10/2008	05:00:00	31.2	12.430	5.435	1.508	25.478
869	20/10/2008	05:10:00	31.4	14.715	3.877	5.472	21.499
870	20/10/2008	05:20:00	31.0	13.476	4.578	2.469	23.470
871	20/10/2008	05:30:00	31.0	13.341	3.040	7.451	21.500
872	20/10/2008	05:40:00	31.0	14.659	4.542	6.439	26.444
873	20/10/2008	05:50:00	31.0	15.172	4.082	6.439	24.436
874	20/10/2008	06:00:00	31.1	14.587	4.947	5.478	28.415
875	20/10/2008	06:10:00	31.4	15.421	3.559	6.439	23.471
876	20/10/2008	06:20:00	31.6	15.740	3.821	7.447	24.429
877	20/10/2008	06:30:00	31.7	15.388	4.358	7.444	26.434
878	20/10/2008	06:40:00	31.8	14.897	3.055	7.443	23.465
879	20/10/2008	06:50:00	31.2	14.059	3.503	7.446	25.478
880	20/10/2008	07:00:00	31.2	12.642	3.071	5.472	20.449

No.	Date	Time	TLAB	AVG	SD	MIN	MAX
881	20/10/2008	07:10:00	31.4	12.356	3.804	6.432	23.466
882	20/10/2008	07:20:00	31.3	11.683	2.946	6.431	23.463
883	20/10/2008	07:30:00	31.2	10.880	2.359	6.432	17.512
884	20/10/2008	07:40:00	31.0	11.444	2.297	7.445	18.474
885	20/10/2008	07:50:00	30.9	10.749	3.760	2.469	21.488
886	20/10/2008	08:00:00	31.0	10.633	2.902	6.436	17.520
887	20/10/2008	08:10:00	30.7	8.126	2.299	3.465	11.526
888	20/10/2008	08:20:00	30.3	8.429	2.485	4.426	13.537
889	20/10/2008	08:30:00	30.2	8.823	1.525	6.438	12.488
890	20/10/2008	08:40:00	30.3	7.953	1.510	4.433	10.521
891	20/10/2008	08:50:00	30.5	9.993	1.677	7.454	14.500
892	20/10/2008	09:00:00	30.9	12.337	4.395	3.468	25.483
893	20/10/2008	09:10:00	31.4	13.348	3.330	4.422	19.487
894	20/10/2008	09:20:00	31.2	12.772	3.043	6.427	19.482
895	20/10/2008	09:30:00	31.6	11.484	2.331	6.425	16.456
896	20/10/2008	09:40:00	31.6	10.095	2.851	3.452	16.455
897	20/10/2008	09:50:00	31.2	9.021	2.175	4.414	13.523
898	20/10/2008	10:00:00	31.0	5.973	1.610	2.458	9.542
899	20/10/2008	10:10:00	30.9	6.853	2.806	1.500	13.526
900	20/10/2008	10:20:00	31.0	5.672	2.505	2.461	13.526
901	20/10/2008	11:20:00	30.2	9.859	2.307	5.471	17.510
902	20/10/2008	11:30:00	30.0	8.228	1.260	5.472	10.512
903	20/10/2008	11:40:00	29.8	9.794	0.887	8.409	11.527
904	20/10/2008	11:50:00	29.9	8.574	1.898	4.429	12.488
905	20/10/2008	12:00:00	29.8	5.844	1.737	1.511	10.516
906	20/10/2008	12:10:00	29.8	5.386	1.288	2.471	7.458
907	20/10/2008	12:20:00	29.8	5.837	0.873	4.433	8.420
908	20/10/2008	12:30:00	29.6	5.247	0.900	3.475	7.460
909	20/10/2008	12:40:00	29.8	2.917	1.065	1.516	5.488
910	20/10/2008	16:00:00	29.1	2.166	0.575	1.527	3.481
911	20/10/2008	16:10:00	29.1	3.171	0.683	1.527	4.453
912	20/10/2008	16:20:00	29.1	2.959	0.657	1.528	4.452
913	20/10/2008	16:30:00	29.3	3.269	0.781	1.527	4.454
914	20/10/2008	16:40:00	29.2	4.561	2.587	1.526	11.544
915	20/10/2008	16:50:00	29.1	7.358	1.273	4.445	10.531
916	20/10/2008	17:00:00	29.4	6.635	1.448	3.482	10.530
917	20/10/2008	17:10:00	29.4	5.542	1.134	2.481	7.469
918	20/10/2008	18:20:00	29.1	4.122	1.695	1.522	8.430
919	20/10/2008	18:30:00	29.3	5.721	2.840	2.482	14.511
920	20/10/2008	18:40:00	29.1	7.054	2.635	3.482	15.521
921	20/10/2008	18:50:00	29.2	8.476	1.137	6.453	11.542
922	20/10/2008	19:00:00	29.2	8.124	1.564	6.453	12.503
923	20/10/2008	19:10:00	29.2	4.889	1.315	2.481	7.467
924	20/10/2008	19:20:00	29.6	4.532	1.773	1.519	9.570
925	20/10/2008	19:30:00	29.6	3.366	0.838	2.481	5.483
926	20/10/2008	19:40:00	29.6	5.601	0.720	4.439	7.465
927	20/10/2008	19:50:00	29.4	6.747	1.264	4.439	9.566
928	20/10/2008	20:00:00	28.4	9.286	2.266	2.482	13.554
929	20/10/2008	20:10:00	28.0	13.010	1.634	9.573	15.540
930	20/10/2008	20:20:00	28.1	15.188	2.021	10.544	20.480
931	20/10/2008	20:30:00	28.1	14.635	0.613	13.565	15.544
932	20/10/2008	20:40:00	28.4	15.655	0.800	13.565	17.551
933	20/10/2008	20:50:00	28.3	14.227	1.024	12.513	16.500
934	20/10/2008	21:00:00	28.4	13.880	0.859	12.511	15.536
935	20/10/2008	21:10:00	28.4	13.931	1.232	11.547	16.497
936	20/10/2008	21:20:00	28.8	15.053	2.052	11.550	19.515
937	20/10/2008	21:30:00	28.8	12.815	1.091	10.535	16.497
938	20/10/2008	21:40:00	28.5	12.136	0.866	10.535	13.552
939	20/10/2008	21:50:00	28.3	11.540	1.191	9.579	14.528
940	20/10/2008	22:00:00	28.2	10.094	0.877	8.441	11.558

No.	Date	Time	TLAB	AVG	SD	MIN	MAX
941	20/10/2008	22:10:00	28.0	9.407	0.880	7.483	11.560
942	20/10/2008	22:20:00	27.8	11.581	1.199	9.584	14.531
943	20/10/2008	22:30:00	27.9	12.663	0.822	11.558	14.535
944	20/10/2008	22:40:00	27.8	12.773	1.022	11.558	14.536
945	20/10/2008	22:50:00	27.6	13.349	0.858	11.561	14.537
946	20/10/2008	23:00:00	27.5	11.838	1.001	9.592	13.579
947	20/10/2008	23:10:00	28.0	11.892	1.107	9.591	14.539
948	20/10/2008	23:20:00	28.2	11.384	1.258	9.589	14.535
949	20/10/2008	23:30:00	28.2	10.788	1.244	8.448	13.575
950	20/10/2008	23:40:00	27.8	12.483	1.098	10.548	14.536
951	20/10/2008	23:50:00	27.8	12.531	1.430	10.548	16.505
952	21/10/2008	00:00:00	27.2	19.305	3.078	13.573	26.485
953	21/10/2008	00:10:00	27.6	22.594	2.740	18.522	30.473
954	27/10/2008	04:20:00	32.4	26.441	3.403	20.375	32.323
955	27/10/2008	04:30:00	32.5	26.773	4.620	16.393	41.448
956	27/10/2008	04:50:00	32.7	22.117	3.531	13.457	33.367
957	27/10/2008	05:00:00	32.9	23.175	4.626	15.478	37.397
958	27/10/2008	05:10:00	32.7	23.529	3.833	14.464	34.393
959	27/10/2008	05:20:00	33.0	24.939	3.975	19.457	34.382
960	27/10/2008	05:30:00	32.9	29.523	3.250	22.426	37.410
961	27/10/2008	05:40:00	32.7	34.374	4.474	25.450	46.424
962	27/10/2008	05:50:00	32.8	34.379	4.253	24.400	44.403
963	27/10/2008	06:00:00	33.1	35.566	3.929	29.435	44.432
964	27/10/2008	06:10:00	33.3	37.217	3.683	30.383	47.434
965	27/10/2008	06:20:00	33.1	36.154	3.708	29.413	45.454
966	27/10/2008	06:30:00	33.4	34.869	3.816	28.375	48.398
967	27/10/2008	06:40:00	33.4	33.435	3.317	27.415	42.433
968	27/10/2008	06:50:00	33.4	30.611	3.392	25.441	40.324
969	27/10/2008	07:00:00	33.4	28.146	3.526	22.413	37.393
970	27/10/2008	07:10:00	33.6	24.326	2.562	17.470	30.381
971	27/10/2008	07:20:00	33.4	26.249	2.686	21.452	34.375
972	27/10/2008	07:30:00	33.9	24.035	3.655	18.428	36.344
973	27/10/2008	07:40:00	34.3	25.250	3.441	19.437	32.348
974	27/10/2008	07:50:00	33.8	26.106	3.024	19.437	33.396
975	27/10/2008	08:00:00	33.9	29.842	3.971	24.380	41.475
976	27/10/2008	08:10:00	34.0	29.434	3.042	23.417	35.373
977	27/10/2008	08:20:00	33.8	33.052	3.793	26.387	42.408
978	27/10/2008	08:30:00	33.8	34.263	3.335	28.364	43.447
979	27/10/2008	08:40:00	34.2	35.690	3.043	31.375	44.399
980	27/10/2008	08:50:00	34.1	35.597	2.802	30.351	43.426
981	27/10/2008	09:00:00	33.7	37.763	3.532	31.364	46.420
982	27/10/2008	09:10:00	33.7	39.106	2.209	34.350	44.409
983	27/10/2008	09:20:00	34.1	35.260	4.165	29.402	47.421
984	27/10/2008	09:30:00	34.2	29.831	2.417	25.425	38.334
985	27/10/2008	09:40:00	34.2	27.123	2.441	22.400	31.384
986	27/10/2008	09:50:00	33.8	20.093	2.235	15.453	27.401
987	27/10/2008	10:00:00	33.8	17.014	2.163	11.472	21.448
988	27/10/2008	10:10:00	33.7	17.076	2.488	13.479	25.431
989	27/10/2008	10:20:00	33.7	16.685	3.099	13.479	32.346
990	27/10/2008	10:30:00	33.8	15.573	2.158	10.458	21.445
991	27/10/2008	10:40:00	33.6	16.452	2.179	13.479	24.379
992	27/10/2008	10:50:00	33.6	15.933	1.574	13.479	20.397
993	27/10/2008	11:00:00	33.6	16.068	1.191	13.480	18.427
994	27/10/2008	11:10:00	33.2	15.626	1.546	12.433	21.448
995	27/10/2008	11:20:00	33.0	14.951	1.331	11.474	17.467
996	27/10/2008	11:30:00	33.1	14.420	0.838	13.485	16.425
997	27/10/2008	11:40:00	32.8	15.033	1.632	12.440	20.407
998	27/10/2008	11:50:00	32.8	14.951	0.883	13.490	16.428
999	27/10/2008	12:00:00	33.1	15.249	0.786	13.490	16.430
1000	27/10/2008	12:10:00	32.7	15.041	1.136	12.443	17.475

No.	Date	Time	TLAB	AVG	SD	MIN	MAX
1001	27/10/2008	12:20:00	32.6	8.407	2.630	5.440	15.473
1002	27/10/2008	12:30:00	32.4	3.594	0.911	1.474	5.448
1003	27/10/2008	12:40:00	32.4	5.046	0.804	3.433	6.408
1004	27/10/2008	12:50:00	32.2	4.902	0.891	3.437	7.425
1005	27/10/2008	13:00:00	32.0	6.436	0.988	4.398	8.388
1006	27/10/2008	13:10:00	31.7	5.032	1.468	2.444	7.430
1007	27/10/2008	13:30:00	31.4	4.804	1.037	2.448	7.434
1008	27/10/2008	14:00:00	31.3	6.841	1.432	4.414	10.497
1009	27/10/2008	14:10:00	31.2	6.999	1.104	4.415	10.500
1010	27/10/2008	14:20:00	31.3	6.454	1.418	3.455	10.502
1011	27/10/2008	14:30:00	31.0	5.946	0.840	3.456	7.445
1012	27/10/2008	14:40:00	31.1	6.758	1.641	3.457	10.505
1013	27/10/2008	14:50:00	31.4	7.816	1.458	4.418	11.518
1014	27/10/2008	15:00:00	31.4	7.540	1.467	3.455	10.502
1015	27/10/2008	15:10:00	31.0	7.912	1.364	5.463	10.502
1016	27/10/2008	15:20:00	31.0	8.466	1.828	4.417	13.525
1017	27/10/2008	15:30:00	31.0	9.292	1.563	4.420	13.528
1018	27/10/2008	15:40:00	30.8	9.124	1.345	5.467	11.518
1019	27/10/2008	15:50:00	30.6	7.973	1.523	4.423	11.522
1020	27/10/2008	16:00:00	30.4	7.755	0.810	6.433	10.509
1021	27/10/2008	16:10:00	30.6	7.033	0.840	4.424	8.413
1022	27/10/2008	16:20:00	30.4	6.551	0.903	4.425	8.413
1023	27/10/2008	16:30:00	30.2	4.795	1.445	2.469	7.456
1024	27/10/2008	16:40:00	30.5	3.909	0.575	2.470	5.484
1025	27/10/2008	17:10:00	30.1	2.561	0.485	1.513	3.480
1026	27/10/2008	18:40:00	29.5	6.183	1.688	2.480	9.569
1027	27/10/2008	18:50:00	29.9	4.787	1.197	2.480	7.469
1028	27/10/2008	19:00:00	29.7	4.742	1.545	1.520	8.426
1029	27/10/2008	19:20:00	29.3	5.959	0.932	3.481	8.430
1030	27/10/2008	19:30:00	29.4	5.647	0.508	4.441	7.471
1031	27/10/2008	19:50:00	29.8	7.101	2.651	2.481	14.508
1032	27/10/2008	20:00:00	29.8	7.922	1.213	5.489	10.528
1033	27/10/2008	20:10:00	30.0	7.439	0.695	6.450	9.565
1034	27/10/2008	20:20:00	29.8	7.971	1.088	5.490	10.529
1035	27/10/2008	20:30:00	30.0	7.261	1.075	5.489	9.568
1036	27/10/2008	20:40:00	29.4	6.433	0.589	5.489	7.469
1037	27/10/2008	20:50:00	29.4	5.201	0.665	3.483	6.456
1038	27/10/2008	21:00:00	29.4	3.652	0.621	2.485	5.495
1039	27/10/2008	21:10:00	29.4	2.417	0.539	1.527	3.488
1040	27/10/2008	23:50:00	29.1	5.440	1.714	2.494	8.443
1041	28/10/2008	00:10:00	30.4	3.924	0.957	1.528	6.464
1042	28/10/2008	00:30:00	31.3	8.688	2.022	4.436	15.514
1043	28/10/2008	00:40:00	31.4	12.106	4.037	6.437	22.455
1044	28/10/2008	00:50:00	31.5	21.219	2.441	14.490	28.412
1045	28/10/2008	01:00:00	31.7	24.651	2.674	18.468	29.459
1046	28/10/2008	01:10:00	32.0	32.760	4.272	23.459	41.506
1047	28/10/2008	01:20:00	32.0	31.262	4.165	24.416	45.470
1048	28/10/2008	01:30:00	32.3	32.053	2.394	25.463	38.382
1049	28/10/2008	01:40:00	32.4	31.745	3.643	23.451	40.356
1050	28/10/2008	01:50:00	32.1	40.871	4.514	33.417	51.424
1051	28/10/2008	02:00:00	31.6	53.783	5.124	43.438	61.412
1052	28/10/2008	02:10:00	32.1	64.383	3.384	59.390	72.301
1053	28/10/2008	02:20:00	31.6	66.191	1.887	63.358	71.342
1054	28/10/2008	02:30:00	32.0	69.406	2.696	63.379	75.432
1055	28/10/2008	02:40:00	32.1	55.811	6.229	44.412	69.377
1056	28/10/2008	02:50:00	32.3	45.213	3.613	37.388	53.438
1057	28/10/2008	03:00:00	32.1	36.385	3.586	28.397	42.445
1058	28/10/2008	03:10:00	32.2	35.203	2.279	29.446	41.501
1059	28/10/2008	03:20:00	32.6	35.771	3.140	30.394	41.490
1060	28/10/2008	03:30:00	32.3	36.805	3.633	29.445	46.453

No.	Date	Time	TLAB	AVG	SD	MIN	MAX
1061	28/10/2008	03:40:00	32.4	45.174	3.906	38.366	54.403
1062	28/10/2008	03:50:00	32.7	53.459	4.241	42.444	64.338
1063	28/10/2008	04:00:00	32.6	54.026	3.259	43.459	61.381
1064	28/10/2008	04:10:00	32.7	42.063	3.427	35.389	48.420
1065	28/10/2008	04:20:00	33.1	39.395	3.656	33.406	50.412
1066	28/10/2008	04:30:00	33.1	37.559	2.554	33.385	43.448
1067	28/10/2008	04:40:00	33.0	38.053	2.999	30.391	43.465
1068	28/10/2008	04:50:00	33.2	38.609	3.361	28.372	45.461
1069	28/10/2008	05:00:00	32.9	35.804	3.497	28.361	44.407
1070	28/10/2008	05:10:00	33.0	34.275	3.281	26.401	42.435
1071	28/10/2008	05:20:00	33.5	32.677	3.739	23.432	42.444
1072	28/10/2008	05:30:00	33.0	25.417	2.673	20.409	31.398
1073	28/10/2008	05:40:00	33.1	18.132	4.311	10.470	29.425
1074	28/10/2008	05:50:00	33.3	14.326	3.142	9.508	25.440
1075	28/10/2008	06:00:00	33.1	14.267	2.266	9.508	19.453
1076	28/10/2008	06:10:00	33.3	17.670	3.163	12.444	27.414
1077	28/10/2008	06:20:00	33.3	19.326	3.633	12.444	27.418
1078	28/10/2008	06:30:00	33.4	17.767	3.758	11.484	31.400
1079	28/10/2008	06:40:00	33.6	15.905	3.638	8.372	23.435
1080	28/10/2008	06:50:00	33.7	15.756	2.853	9.508	21.461
1081	28/10/2008	07:00:00	33.3	15.535	4.052	9.507	26.400
1082	28/10/2008	07:10:00	33.7	16.131	3.920	9.507	31.396
1083	28/10/2008	07:20:00	33.8	14.025	4.561	6.392	27.414
1084	28/10/2008	07:30:00	33.9	14.235	4.169	7.404	25.439
1085	28/10/2008	07:40:00	33.8	13.156	3.981	6.389	24.387
1086	28/10/2008	07:50:00	34.2	14.412	4.080	8.361	26.396
1087	28/10/2008	08:00:00	34.4	13.509	2.130	9.500	19.438
1088	28/10/2008	08:10:00	33.9	14.728	2.871	7.401	20.401
1089	28/10/2008	08:20:00	34.0	14.385	3.885	8.359	29.414
1090	28/10/2008	08:30:00	33.9	14.066	3.047	10.458	27.404
1091	28/10/2008	08:40:00	33.4	13.755	3.195	9.499	23.423
1092	28/10/2008	08:50:00	33.4	14.268	2.319	7.403	21.454
1093	28/10/2008	09:00:00	33.5	14.863	4.019	7.401	29.416
1094	28/10/2008	09:10:00	33.4	13.578	3.260	7.401	23.424
1095	28/10/2008	09:20:00	33.6	14.329	2.434	8.361	20.402
1096	28/10/2008	09:30:00	33.3	13.302	2.245	9.498	20.397
1097	28/10/2008	09:40:00	33.4	13.736	1.799	10.459	18.427
1098	28/10/2008	09:50:00	33.4	15.791	2.803	11.474	24.385
1099	28/10/2008	10:00:00	33.6	14.935	1.480	11.475	18.427
1100	28/10/2008	10:10:00	33.2	16.115	1.724	12.436	19.443
1101	28/10/2008	10:20:00	33.4	16.667	2.186	13.485	23.423
1102	28/10/2008	10:30:00	33.3	15.881	1.331	12.437	19.442
1103	28/10/2008	10:40:00	33.2	15.705	2.066	11.478	21.454
1104	28/10/2008	10:50:00	33.1	14.393	0.723	12.438	16.426
1105	28/10/2008	11:00:00	32.9	14.241	0.857	12.426	16.429
1106	28/10/2008	11:10:00	33.1	13.391	0.726	11.481	15.467
1107	28/10/2008	11:20:00	32.6	13.535	1.219	11.481	17.476
1108	28/10/2008	11:30:00	32.6	13.044	0.757	11.482	14.458
1109	28/10/2008	11:40:00	32.4	12.779	0.610	11.485	14.460
1110	28/10/2008	11:50:00	32.7	12.482	0.805	11.487	15.476
1111	28/10/2008	12:00:00	32.4	11.855	0.690	10.476	14.462
1112	28/10/2008	12:10:00	32.7	12.447	1.391	10.475	17.482
1113	28/10/2008	12:20:00	32.7	9.979	1.267	8.375	12.455
1114	28/10/2008	12:30:00	32.5	6.626	1.964	3.435	11.492
1115	28/10/2008	12:40:00	32.5	3.067	0.866	1.477	4.401
1116	28/10/2008	12:50:00	32.6	2.196	0.647	1.477	3.441
1117	28/10/2008	13:00:00	32.7	2.471	0.772	1.478	4.402
1118	28/10/2008	13:10:00	32.3	2.618	0.806	1.478	4.403
1119	28/10/2008	13:30:00	32.1	3.812	1.166	1.481	7.429
1120	28/10/2008	13:40:00	31.8	3.975	0.878	1.484	6.417

No.	Date	Time	TLAB	AVG	SD	MIN	MAX
1121	28/10/2008	14:00:00	31.6	8.731	4.344	1.486	16.451
1122	28/10/2008	14:10:00	31.9	8.590	3.109	3.447	17.497
1123	28/10/2008	14:50:00	31.7	5.009	2.314	2.448	11.509
1124	28/10/2008	15:00:00	32.2	4.050	2.228	1.487	10.493
1125	28/10/2008	19:00:00	30.0	2.787	0.714	1.514	4.441
1126	28/10/2008	19:10:00	29.9	2.651	0.804	1.516	4.441
1127	28/10/2008	20:40:00	29.6	5.912	0.906	4.432	8.417
1128	28/10/2008	20:50:00	29.2	4.369	0.912	2.481	6.452
1129	28/10/2008	21:00:00	29.1	4.257	0.928	2.486	6.459
1130	29/10/2008	00:50:00	31.0	12.506	2.531	6.444	17.525
1131	29/10/2008	01:00:00	31.3	13.820	2.485	8.412	18.477
1132	29/10/2008	01:10:00	31.6	22.458	8.422	11.523	50.424
1133	29/10/2008	01:20:00	31.8	25.985	2.376	21.488	31.432
1134	29/10/2008	01:30:00	31.8	23.995	2.362	16.455	28.404
1135	29/10/2008	01:40:00	32.3	23.334	1.825	18.459	26.430
1136	29/10/2008	01:50:00	31.9	19.104	2.078	12.465	23.457
1137	29/10/2008	02:00:00	31.6	21.188	4.103	13.516	33.432
1138	29/10/2008	02:10:00	31.4	29.159	4.015	19.472	37.427
1139	29/10/2008	02:20:00	31.7	25.896	2.788	19.475	31.427
1140	29/10/2008	02:30:00	31.5	24.406	2.252	18.465	30.413
1141	29/10/2008	02:40:00	31.8	24.266	2.835	18.464	30.416
1142	29/10/2008	02:50:00	31.8	25.158	3.395	19.475	32.386
1143	29/10/2008	03:00:00	31.8	22.237	3.450	14.481	34.391
1144	29/10/2008	03:10:00	32.1	19.465	2.825	13.519	25.471
1145	29/10/2008	03:20:00	32.1	17.654	3.765	10.495	29.448
1146	29/10/2008	03:30:00	31.9	17.913	3.805	12.468	30.412
1147	29/10/2008	03:40:00	31.9	20.602	3.055	15.493	30.412
1148	29/10/2008	03:50:00	32.2	21.084	4.480	13.520	31.425
1149	29/10/2008	04:00:00	32.1	22.500	3.352	16.451	29.451
1150	29/10/2008	04:10:00	32.3	21.006	3.430	14.479	31.427
1151	29/10/2008	04:20:00	32.4	20.698	2.700	15.487	27.439
1152	29/10/2008	04:30:00	32.6	20.754	2.523	14.473	27.437
1153	29/10/2008	04:40:00	32.4	22.000	2.516	16.443	27.432
1154	29/10/2008	04:50:00	32.9	21.515	2.833	15.481	28.391
1155	29/10/2008	05:00:00	32.6	21.821	3.094	15.478	28.388
1156	29/10/2008	05:10:00	32.8	22.736	2.953	16.438	28.387
1157	29/10/2008	05:20:00	33.1	23.129	2.912	18.442	30.392
1158	29/10/2008	05:30:00	33.0	24.684	3.294	18.442	32.368
1159	29/10/2008	05:40:00	33.1	24.452	3.733	17.479	32.363
1160	29/10/2008	05:50:00	32.7	25.110	2.405	21.459	33.408
1161	29/10/2008	06:00:00	33.1	24.484	2.753	20.413	32.364
1162	29/10/2008	06:10:00	32.9	26.094	4.881	16.429	37.396
1163	29/10/2008	06:20:00	32.9	23.958	3.420	15.469	31.401
1164	29/10/2008	06:30:00	33.1	23.083	3.168	15.468	30.384
1165	29/10/2008	06:40:00	33.4	23.548	5.236	11.484	36.341
1166	29/10/2008	06:50:00	33.1	24.965	4.359	19.445	37.404
1167	29/10/2008	07:00:00	33.3	22.625	2.922	16.426	31.398
1168	29/10/2008	07:10:00	33.5	23.514	3.232	17.475	33.408
1169	29/10/2008	07:20:00	33.4	23.770	4.651	14.451	35.374
1170	29/10/2008	07:30:00	33.6	22.605	2.833	17.474	30.387
1171	29/10/2008	07:40:00	33.3	21.065	3.222	14.452	30.383
1172	29/10/2008	07:50:00	33.5	21.175	3.111	15.464	28.373
1173	29/10/2008	08:00:00	33.6	19.501	3.955	10.471	34.372
1174	29/10/2008	08:10:00	33.7	19.422	2.827	14.451	27.415
1175	29/10/2008	08:20:00	33.5	19.596	3.906	13.489	26.401
1176	29/10/2008	08:30:00	33.9	18.419	3.018	13.487	24.386
1177	29/10/2008	08:40:00	33.5	18.771	2.773	13.486	24.386
1178	29/10/2008	08:50:00	33.6	18.373	2.778	12.438	27.405
1179	29/10/2008	09:00:00	33.7	19.281	4.201	13.487	30.377
1180	29/10/2008	09:10:00	33.5	19.074	2.837	13.489	26.397

No.	Date	Time	TLAB	AVG	SD	MIN	MAX
1241	30/10/2008	05:30:00	31.6	20.986	2.986	15.489	30.410
1242	30/10/2008	05:40:00	31.6	23.325	2.881	18.458	29.448
1243	30/10/2008	05:50:00	31.5	23.086	2.648	18.458	29.449
1244	30/10/2008	06:00:00	31.6	22.957	3.192	17.499	31.425
1245	30/10/2008	06:10:00	31.9	22.191	2.918	15.493	27.443
1246	30/10/2008	06:20:00	31.9	22.403	3.283	17.496	33.429
1248	30/10/2008	06:40:00	32.0	21.671	3.681	15.484	30.403
1249	30/10/2008	06:50:00	31.9	21.187	2.736	16.449	28.398
1250	30/10/2008	07:00:00	31.9	18.395	3.081	13.518	25.466
1251	30/10/2008	07:10:00	31.8	14.935	3.691	7.439	25.471
1252	30/10/2008	07:20:00	31.8	15.520	3.219	9.536	21.488
1253	30/10/2008	07:30:00	32.1	14.304	3.162	8.398	23.460
1254	30/10/2008	07:40:00	32.0	13.589	3.192	6.424	21.486
1255	30/10/2008	07:50:00	31.8	14.436	2.733	7.436	21.483
1256	30/10/2008	08:00:00	32.0	15.501	2.546	11.504	22.439
1257	30/10/2008	08:10:00	32.2	15.417	3.260	10.490	23.455
1258	30/10/2008	08:20:00	32.2	13.688	3.235	9.530	21.480
1259	30/10/2008	08:30:00	32.5	11.724	3.378	6.453	17.497
1260	30/10/2008	08:40:00	32.5	10.390	2.384	6.410	18.451
1261	30/10/2008	08:50:00	32.3	9.011	2.648	3.439	17.489
1262	30/10/2008	09:00:00	32.3	9.442	2.632	3.441	16.442
1263	30/10/2008	09:10:00	32.4	8.873	1.585	5.449	13.508
1264	30/10/2008	09:20:00	32.4	10.274	2.724	4.396	18.448
1265	30/10/2008	09:30:00	32.3	9.402	2.308	4.397	15.477
1266	30/10/2008	09:40:00	32.1	10.293	2.686	3.436	16.440
1267	30/10/2008	09:50:00	32.1	9.577	1.863	5.450	15.483
1268	30/10/2008	10:00:00	32.2	10.763	2.091	7.421	17.492
1269	30/10/2008	10:10:00	32.2	10.804	2.067	6.407	17.488
1270	30/10/2008	10:20:00	32.3	10.731	1.471	7.419	13.505
1271	30/10/2008	10:30:00	32.2	10.862	2.101	6.405	15.479
1272	30/10/2008	10:40:00	32.3	12.433	2.352	6.405	17.486
1273	30/10/2008	10:50:00	32.3	12.269	1.276	9.516	14.463
1274	30/10/2008	11:00:00	32.3	13.070	1.692	9.516	16.438
1275	30/10/2008	11:10:00	32.4	12.089	1.722	8.377	15.477
1276	30/10/2008	11:20:00	32.4	10.852	1.124	9.517	14.463
1277	30/10/2008	11:30:00	32.4	10.831	0.847	9.519	12.457
1278	30/10/2008	11:40:00	32.3	10.463	0.934	8.380	12.458
1279	30/10/2008	11:50:00	32.1	9.730	0.789	8.382	12.459
1280	30/10/2008	12:00:00	32.2	8.877	0.578	8.383	9.528
1281	30/10/2008	12:10:00	32.2	8.433	0.457	7.424	9.528
1282	30/10/2008	12:20:00	32.0	7.829	0.471	7.424	8.391
1283	30/10/2008	12:30:00	32.1	7.711	0.572	6.413	8.392
1284	30/10/2008	12:40:00	32.1	7.071	0.599	6.413	8.390
1285	30/10/2008	12:50:00	31.8	7.287	0.585	5.454	8.391
1286	30/10/2008	13:00:00	31.8	7.133	1.430	5.454	10.493
1287	30/10/2008	13:10:00	31.8	9.200	1.409	5.454	11.507
1288	30/10/2008	13:20:00	31.7	6.960	1.749	3.447	9.534
1289	30/10/2008	13:30:00	31.6	3.521	0.863	1.488	5.460
1290	31/10/2008	00:30:00	31.5	6.063	2.301	2.466	12.485
1291	31/10/2008	00:40:00	31.8	6.377	2.182	1.503	13.523
1292	31/10/2008	00:50:00	32.0	10.073	3.813	3.456	18.462
1293	31/10/2008	01:00:00	31.0	18.391	2.900	14.478	25.470
1294	31/10/2008	01:10:00	30.6	26.352	3.414	18.462	33.436
1295	31/10/2008	01:20:00	31.0	31.380	3.206	23.464	40.361
1296	31/10/2008	01:30:00	31.2	34.295	2.801	28.392	39.395
1297	31/10/2008	01:40:00	31.2	30.667	3.575	24.424	41.513
1298	31/10/2008	01:50:00	31.3	32.916	3.490	26.431	42.478
1299	31/10/2008	02:00:00	31.4	29.180	2.913	24.420	36.374
1300	31/10/2008	02:10:00	31.3	26.918	2.352	21.484	31.428

No.	Date	Time	TLAB	AVG	SD	MIN	MAX
1181	29/10/2008	09:20:00	33.5	18.623	1.730	15.459	23.428
1182	29/10/2008	09:30:00	33.4	18.023	2.508	14.447	25.437
1183	29/10/2008	13:10:00	31.4	14.773	2.451	10.514	21.512
1184	29/10/2008	13:20:00	31.6	14.295	1.694	10.511	18.481
1185	29/10/2008	13:30:00	31.5	13.801	1.699	9.544	16.465
1186	29/10/2008	13:40:00	31.5	14.353	2.201	10.503	20.440
1187	29/10/2008	13:50:00	31.9	14.256	1.885	10.495	18.466
1188	29/10/2008	14:00:00	31.6	14.033	2.472	10.491	20.437
1189	29/10/2008	14:10:00	32.1	12.688	0.949	11.501	14.479
1190	29/10/2008	14:20:00	31.9	13.363	1.165	11.501	17.497
1191	29/10/2008	14:30:00	31.9	12.628	0.717	11.502	14.478
1192	29/10/2008	14:40:00	31.9	13.471	1.135	11.501	16.448
1193	29/10/2008	14:50:00	31.9	12.985	0.736	11.501	15.489
1194	29/10/2008	15:00:00	32.0	12.697	0.821	10.488	14.472
1195	29/10/2008	15:10:00	31.7	11.259	0.883	9.528	12.467
1196	29/10/2008	15:20:00	31.9	10.549	0.771	9.527	12.466
1197	29/10/2008	15:30:00	31.6	11.089	1.096	8.387	14.472
1198	29/10/2008	15:40:00	31.9	10.534	0.814	9.528	12.466
1199	29/10/2008	15:50:00	31.6	10.829	0.757	9.529	12.468
1200	29/10/2008	16:00:00	31.7	10.631	0.685	8.390	11.509
1201	29/10/2008	16:10:00	31.5	8.677	1.245	6.417	11.505
1202	29/10/2008	16:20:00	31.7	5.831	0.951	3.447	8.396
1203	29/10/2008	16:30:00	31.7	4.867	0.865	3.447	6.422
1204	29/10/2008	16:40:00	31.9	4.531	0.852	2.448	6.420
1205	29/10/2008	16:50:00	31.7	3.658	0.892	2.448	6.420
1206	29/10/2008	17:00:00	31.7	4.470	1.046	2.448	6.423
1207	29/10/2008	17:10:00	31.5	3.834	0.650	2.447	5.460
1208	29/10/2008	17:20:00	31.4	3.044	0.825	1.489	4.414
1209	29/10/2008	17:40:00	31.2	3.703	0.774	1.494	4.419
1210	29/10/2008	18:00:00	30.9	3.827	0.940	1.497	6.429
1211	29/10/2008	18:20:00	31.0	3.192	0.804	1.500	5.475
1212	29/10/2008	18:30:00	30.7	3.557	1.105	1.502	6.436
1213	29/10/2008	18:40:00	30.4	2.733	0.670	1.502	4.427
1214	29/10/2008	18:50:00	30.6	3.063	0.729	1.504	5.475
1215	30/10/2008	01:10:00	31.6	8.517	1.367	5.469	10.509
1216	30/10/2008	01:20:00	31.4	9.568	1.901	4.420	13.527
1217	30/10/2008	01:30:00	31.4	9.987	1.265	6.427	13.528
1218	30/10/2008	01:40:00	31.5	11.167	4.718	4.419	26.431
1219	30/10/2008	01:50:00	31.3	11.620	3.932	5.464	23.460
1220	30/10/2008	02:00:00	31.4	10.622	3.739	5.464	20.436
1221	30/10/2008	02:10:00	31.2	10.752	2.016	6.420	15.497
1222	30/10/2008	02:20:00	31.2	13.071	2.233	8.396	18.465
1223	30/10/2008	02:30:00	31.3	13.177	2.803	8.396	20.436
1224	30/10/2008	02:40:00	31.4	13.077	2.001	9.536	18.461
1225	30/10/2008	02:50:00	31.2	14.458	2.027	10.495	18.464
1226	30/10/2008	03:00:00	31.2	15.889	1.752	11.514	19.483
1227	30/10/2008	03:10:00	31.3	15.193	1.778	10.505	18.472
1228	30/10/2008	03:20:00	31.3	14.229	1.964	11.519	19.485
1229	30/10/2008	03:30:00	31.2	15.738	2.496	12.478	23.468
1230	30/10/2008	03:40:00	31.2	18.265	2.071	14.487	23.467
1231	30/10/2008	03:50:00	31.2	17.849	2.621	11.516	23.462
1232	30/10/2008	04:00:00	31.4	19.813	2.804	13.524	26.436
1233	30/10/2008	04:10:00	32.0	19.866	2.635	13.518	27.443
1234	30/10/2008	04:20:00	31.7	19.563	1.820	16.449	22.445
1235	30/10/2008	04:30:00	31.6	20.712	1.587	17.496	23.458
1236	30/10/2008	04:40:00	31.5	18.645	2.445	13.514	23.452
1237	30/10/2008	04:50:00	31.3	18.952	2.377	14.477	25.467
1238	30/10/2008	05:00:00	31.5	19.135	2.321	14.480	27.443
1239	30/10/2008	05:10:00	31.6	19.614	2.612	15.491	26.426
1240	30/10/2008	05:20:00	31.9	20.753	2.333	16.450	25.467

No.	Date	Time	TLAB	AVG	SD	MIN	MAX
1301	31/10/2008	02:20:00	31.5	25.337	3.543	18.460	35.411
1302	31/10/2008	02:30:00	31.9	28.359	5.614	19.472	39.370
1303	31/10/2008	02:40:00	31.5	34.468	4.081	24.412	43.460
1304	31/10/2008	02:50:00	31.8	17.910	4.596	10.493	27.438
1305	31/10/2008	03:00:00	32.1	12.051	2.961	6.420	19.472
1306	31/10/2008	03:10:00	32.2	12.135	2.154	8.387	19.469
1307	31/10/2008	03:20:00	32.1	12.154	2.476	6.412	17.492
1308	31/10/2008	03:30:00	32.3	13.582	3.051	7.425	22.433
1309	31/10/2008	03:40:00	32.3	14.592	3.049	8.386	23.449
1310	31/10/2008	03:50:00	32.2	14.937	1.961	9.526	19.465
1311	31/10/2008	04:00:00	32.4	16.168	2.638	11.498	23.449
1312	31/10/2008	04:10:00	32.4	17.511	2.726	11.498	24.407
1313	31/10/2008	04:20:00	32.6	17.723	3.142	10.484	25.456
1314	31/10/2008	04:30:00	32.2	17.788	2.313	12.458	23.447
1315	31/10/2008	04:40:00	32.5	17.587	2.858	13.509	24.411
1316	31/10/2008	04:50:00	32.2	18.085	2.230	14.468	24.409
1317	31/10/2008	05:00:00	32.6	17.154	2.719	10.486	24.409
1318	31/10/2008	05:10:00	32.6	17.474	3.245	7.424	24.408
1319	31/10/2008	05:20:00	32.9	17.052	2.438	11.496	21.475
1320	31/10/2008	05:30:00	32.7	17.662	2.812	10.482	23.450
1321	31/10/2008	05:40:00	32.8	17.585	2.929	12.457	23.447
1322	31/10/2008	05:50:00	33.2	16.709	3.517	10.482	30.399
1323	31/10/2008	06:00:00	32.9	16.723	2.537	10.477	22.427
1324	31/10/2008	06:10:00	32.8	16.017	3.109	10.479	24.406
1325	31/10/2008	06:20:00	33.1	14.922	2.934	9.522	21.470
1326	31/10/2008	06:30:00	33.0	16.749	2.691	10.478	23.437
1327	31/10/2008	06:40:00	32.9	17.298	4.429	10.476	30.391
1328	31/10/2008	06:50:00	32.9	18.802	3.990	12.451	33.413
1329	31/10/2008	07:00:00	33.0	18.769	4.701	11.492	32.366
1330	31/10/2008	07:10:00	33.0	21.745	3.450	14.462	31.407
1331	31/10/2008	07:20:00	33.1	21.561	4.380	14.461	37.396
1332	31/10/2008	07:30:00	32.8	21.223	3.457	13.500	28.386
1333	31/10/2008	07:40:00	33.2	23.115	3.241	16.435	31.408
1334	31/10/2008	07:50:00	33.3	24.474	2.701	19.399	30.393
1335	31/10/2008	08:00:00	33.2	23.640	2.374	18.439	30.391
1336	31/10/2008	08:10:00	33.3	24.983	3.329	16.431	33.410
1337	31/10/2008	08:20:00	33.3	25.591	2.678	20.410	32.361
1338	31/10/2008	08:30:00	33.3	23.545	2.644	17.476	30.386
1339	31/10/2008	08:40:00	33.4	23.365	3.074	17.473	32.356
1340	31/10/2008	08:50:00	33.7	19.272	3.280	13.490	27.414
1341	31/10/2008	09:00:00	33.5	17.916	2.396	11.475	24.388
1342	31/10/2008	09:10:00	34.0	16.453	3.648	8.362	25.433
1343	31/10/2008	09:20:00	34.1	14.962	2.623	10.460	23.421
1344	31/10/2008	09:30:00	33.6	15.371	2.413	10.460	22.410
1345	31/10/2008	09:40:00	33.8	14.288	1.906	11.472	19.438
1346	31/10/2008	09:50:00	33.6	14.086	2.279	10.458	19.442
1347	31/10/2008	10:00:00	33.9	14.947	1.885	11.472	19.442
1348	31/10/2008	10:10:00	33.1	14.875	2.172	10.458	20.398
1349	31/10/2008	10:20:00	33.3	14.425	1.840	7.401	17.470
1350	31/10/2008	10:30:00	33.1	13.974	2.573	10.464	24.387
1351	31/10/2008	10:40:00	32.9	14.124	1.415	11.479	16.426
1352	31/10/2008	10:50:00	32.7	13.896	1.445	11.482	17.477
1353	31/10/2008	11:00:00	32.6	13.889	2.902	10.471	30.383
1354	31/10/2008	11:10:00	32.6	12.971	1.582	10.471	17.479
1355	31/10/2008	11:20:00	32.5	12.417	0.937	10.471	14.460
1356	31/10/2008	11:30:00	32.6	12.321	1.753	9.515	17.483
1357	31/10/2008	11:40:00	32.5	11.124	1.664	8.376	16.435
1358	31/10/2008	11:50:00	32.5	6.156	1.938	3.436	13.502
1359	31/10/2008	12:00:00	32.2	6.664	0.873	4.395	8.382
1360	31/10/2008	12:10:00	32.4	5.317	0.710	3.437	6.411

No.	Date	Time	TLAB	AVG	SD	MIN	MAX
1361	31/10/2008	12:20:00	32.4	4.173	0.846	2.438	5.454
1362	31/10/2008	12:30:00	32.3	4.313	0.897	2.439	6.415
1363	31/10/2008	12:40:00	32.3	7.526	1.173	5.449	9.526
1364	31/10/2008	12:50:00	32.5	6.972	0.917	5.447	9.524
1365	31/10/2008	13:00:00	32.5	3.755	0.977	2.437	6.410
1366	31/10/2008	17:50:00	29.9	4.969	1.014	3.459	6.438
1367	31/10/2008	18:00:00	30.0	5.916	0.709	4.423	7.452
1368	31/10/2008	18:10:00	30.0	5.557	0.832	3.466	7.452
1369	31/10/2008	18:20:00	30.0	6.553	0.912	3.468	8.417
1370	31/10/2008	18:30:00	30.3	6.931	1.096	3.468	8.419
1371	31/10/2008	18:40:00	30.2	7.676	0.626	6.438	9.556
1372	31/10/2008	18:50:00	30.2	7.607	0.563	6.438	8.417
1373	31/10/2008	19:00:00	30.5	7.105	1.055	4.430	9.557
1374	31/10/2008	19:10:00	30.3	6.591	1.343	3.465	9.554
1375	31/10/2008	19:20:00	30.3	5.770	1.045	3.466	7.455
1376	31/10/2008	19:30:00	30.2	5.704	0.844	3.467	7.455
1377	31/10/2008	19:40:00	30.0	5.248	0.893	3.467	6.442
1378	31/10/2008	19:50:00	29.9	5.393	0.773	3.468	7.456
1379	31/10/2008	20:00:00	29.4	5.120	1.000	2.473	7.461
1380	31/10/2008	20:10:00	29.7	4.208	1.173	1.516	7.463
1381	31/10/2008	20:20:00	28.7	3.328	1.044	1.517	5.492
1382	31/10/2008	20:30:00	28.7	2.673	0.727	1.524	4.450
1383	31/10/2008	21:40:00	28.0	3.174	0.641	1.541	4.467
1384	31/10/2008	21:50:00	28.5	3.141	0.799	1.541	4.468
1385	31/10/2008	22:00:00	27.9	2.737	0.524	1.541	3.508
1386	31/10/2008	22:30:00	29.1	2.641	0.901	1.538	4.462

LAMPIRAN 5

DATA TEMPERATUR LABORATORIUM DAN KONSENTRASI OZON BULAN NOPEMBER 2008

No.	Date	Time	TLAB	AVG	SD	MIN	MAX
1	01/11/2008	02:00:00	30.8	12.879	5.611	4.428	27.457
2	01/11/2008	02:10:00	31.0	10.865	4.522	2.474	18.481
3	01/11/2008	02:20:00	30.8	10.214	4.938	1.516	22.464
4	01/11/2008	02:50:00	31.5	9.928	5.696	2.473	25.486
5	01/11/2008	03:00:00	31.2	9.613	3.887	2.471	21.500
6	01/11/2008	03:10:00	31.2	8.740	2.401	4.427	15.507
7	01/11/2008	03:20:00	31.3	10.159	2.393	4.423	16.467
8	01/11/2008	03:30:00	31.0	11.411	2.573	7.442	17.512
9	01/11/2008	03:40:00	31.1	11.915	2.558	7.443	19.481
10	01/11/2008	03:50:00	31.1	12.646	2.776	6.430	20.443
11	01/11/2008	04:00:00	31.4	13.146	1.931	9.542	17.507
12	01/11/2008	04:10:00	31.3	14.595	3.033	8.399	20.438
13	01/11/2008	04:20:00	31.3	14.011	3.283	7.439	21.491
14	01/11/2008	04:30:00	31.4	15.234	4.487	8.404	25.477
15	01/11/2008	04:40:00	31.6	16.612	3.503	9.543	25.480
16	01/11/2008	04:50:00	31.6	13.196	4.809	2.465	23.466
17	01/11/2008	05:00:00	31.7	12.173	5.197	1.505	26.438
18	01/11/2008	05:10:00	31.5	11.430	3.949	2.466	19.483
19	01/11/2008	05:20:00	31.6	12.329	4.635	5.472	26.440
20	01/11/2008	05:30:00	31.5	12.374	4.144	3.462	20.446
21	01/11/2008	05:40:00	31.5	13.798	4.079	4.423	19.485
22	01/11/2008	05:50:00	31.9	13.659	4.314	5.472	24.427
23	01/11/2008	06:00:00	31.6	13.825	3.120	7.444	20.445
24	01/11/2008	06:10:00	31.6	15.119	2.933	10.503	21.493
25	01/11/2008	06:20:00	31.7	13.535	2.519	7.443	19.483
26	01/11/2008	06:30:00	32.2	11.392	2.884	3.458	16.460
27	01/11/2008	06:40:00	32.5	12.774	2.063	10.490	17.502
28	01/11/2008	06:50:00	32.2	12.312	2.123	6.419	16.450
29	01/11/2008	07:00:00	32.1	11.696	1.563	8.390	15.488
30	01/11/2008	07:10:00	32.2	11.109	1.639	7.429	14.477
31	01/11/2008	07:20:00	32.2	12.669	1.849	9.528	16.447
32	01/11/2008	07:30:00	32.4	13.030	2.135	9.527	20.425
33	01/11/2008	07:40:00	32.1	14.140	1.582	10.485	17.495
34	01/11/2008	07:50:00	32.2	14.871	2.271	8.386	19.467
35	01/11/2008	08:00:00	32.1	15.535	1.503	12.460	19.466
36	01/11/2008	08:20:00	31.7	11.291	2.138	7.425	18.451
37	01/11/2008	08:30:00	31.2	9.723	2.849	1.497	16.453
38	01/11/2008	08:50:00	29.8	7.653	2.190	2.462	12.486
39	01/11/2008	09:00:00	29.7	9.100	1.470	5.480	12.493
40	01/11/2008	09:10:00	30.0	8.612	1.197	6.444	12.496
41	01/11/2008	09:20:00	30.1	9.435	1.242	6.443	11.534
42	01/11/2008	09:30:00	30.0	8.553	1.395	6.440	11.534
43	01/11/2008	09:40:00	30.3	7.278	1.093	5.481	9.559
44	01/11/2008	09:50:00	29.7	8.163	1.085	5.479	9.560
45	01/11/2008	10:00:00	29.2	7.859	1.172	6.446	12.505
46	01/11/2008	10:10:00	29.6	9.593	3.206	3.486	16.485
47	01/11/2008	10:20:00	30.0	9.306	1.045	7.464	11.539
48	01/11/2008	10:30:00	30.3	7.834	1.091	5.487	10.525
49	01/11/2008	10:40:00	30.1	4.798	2.137	1.512	8.421
50	01/11/2008	10:50:00	30.4	3.083	0.646	1.511	4.438

No.	Date	Time	TLAB	AVG	SD	MIN	MAX
51	01/11/2008	12:00:00	28.6	9.818	1.739	6.464	15.536
52	01/11/2008	12:10:00	28.9	9.676	1.100	7.475	12.512
53	01/11/2008	12:20:00	29.5	9.532	1.597	6.460	12.512
54	01/11/2008	12:30:00	29.4	9.333	1.409	6.456	11.547
55	01/11/2008	12:40:00	29.5	4.977	0.977	2.486	6.459
56	01/11/2008	12:50:00	29.1	3.550	1.125	1.527	5.500
57	01/11/2008	13:00:00	29.0	3.837	0.889	2.489	5.504
58	01/11/2008	13:10:00	28.7	4.561	0.953	2.491	6.465
59	01/11/2008	13:20:00	28.7	4.103	0.765	2.494	5.508
60	01/11/2008	13:30:00	28.7	3.718	0.725	2.495	5.510
61	01/11/2008	13:40:00	28.6	4.215	0.811	2.496	6.468
62	01/11/2008	16:20:00	29.3	4.820	1.172	2.483	7.469
63	01/11/2008	16:30:00	29.4	4.718	1.163	1.525	6.458
64	01/11/2008	16:40:00	29.3	3.113	1.384	1.526	6.457
65	01/11/2008	16:50:00	29.5	4.337	0.878	2.486	6.457
66	01/11/2008	17:00:00	29.2	5.267	0.938	3.482	7.471
67	01/11/2008	17:10:00	29.0	6.000	0.845	3.483	7.474
68	01/11/2008	17:20:00	28.9	6.691	1.466	3.486	9.574
69	01/11/2008	17:30:00	28.6	6.115	1.619	3.493	10.541
70	01/11/2008	17:40:00	28.3	8.695	2.323	3.496	14.529
71	01/11/2008	17:50:00	28.5	9.916	0.928	7.483	11.559
72	01/11/2008	18:00:00	28.3	10.097	0.646	8.439	11.558
73	01/11/2008	18:10:00	28.3	10.288	0.504	9.578	11.557
74	01/11/2008	18:20:00	28.9	9.807	0.768	7.477	11.554
75	01/11/2008	18:30:00	29.2	9.285	0.776	7.474	10.541
76	01/11/2008	18:40:00	28.9	9.594	0.716	8.433	11.551
77	01/11/2008	18:50:00	28.8	9.286	0.801	7.474	11.552
78	01/11/2008	19:00:00	28.8	9.149	0.679	7.475	10.540
79	01/11/2008	19:10:00	28.7	9.241	0.679	7.475	10.541
80	01/11/2008	19:20:00	28.9	8.816	0.787	7.476	10.540
81	01/11/2008	19:30:00	29.0	9.016	1.080	6.461	10.539
82	01/11/2008	19:40:00	28.8	8.935	1.074	6.460	10.538
83	01/11/2008	19:50:00	28.5	7.543	0.726	6.460	8.439
84	01/11/2008	20:00:00	28.6	7.620	0.944	5.503	9.581
85	01/11/2008	20:10:00	28.6	7.370	0.951	5.505	9.583
86	01/11/2008	20:20:00	28.7	6.823	0.603	5.505	8.442
87	01/11/2008	20:30:00	28.3	8.008	1.038	6.466	10.544
88	01/11/2008	20:40:00	28.3	7.788	0.847	6.467	9.586
89	01/11/2008	20:50:00	28.7	7.858	0.731	6.468	9.586
90	01/11/2008	21:00:00	28.5	6.650	1.340	2.498	8.446
91	01/11/2008	21:10:00	28.5	4.856	0.802	2.498	6.472
92	01/11/2008	21:20:00	28.6	3.864	0.471	3.496	4.464
93	01/11/2008	21:30:00	28.7	3.377	0.785	1.538	5.510
94	01/11/2008	21:40:00	29.0	3.243	0.966	1.538	5.511
95	01/11/2008	21:50:00	27.8	4.638	2.212	1.537	10.544
96	01/11/2008	22:00:00	27.4	10.202	2.759	3.503	14.543
97	01/11/2008	22:10:00	27.4	12.485	1.629	9.600	16.522
98	01/11/2008	22:20:00	27.6	12.044	0.773	10.566	13.593
99	01/11/2008	22:30:00	27.4	11.692	1.966	8.468	16.525
100	01/11/2008	22:40:00	27.8	13.279	2.734	8.465	19.550

No.	Date	Time	TLAB	AVG	SD	MIN	MAX
101	01/11/2008	22:50:00	27.6	11.813	1.912	7.505	15.566
102	01/11/2008	23:00:00	27.2	16.735	4.280	11.580	30.479
103	01/11/2008	23:10:00	28.1	12.858	1.523	9.602	16.527
104	01/11/2008	23:20:00	28.1	12.098	1.253	9.594	14.546
105	01/11/2008	23:30:00	27.8	8.336	1.218	6.481	10.559
106	01/11/2008	23:40:00	27.9	6.692	0.671	5.520	7.499
107	01/11/2008	23:50:00	27.8	5.732	0.666	4.472	6.488
108	02/11/2008	00:00:00	27.9	5.699	0.893	3.511	7.499
109	02/11/2008	00:10:00	28.2	5.844	0.701	4.471	7.497
110	02/11/2008	00:20:00	28.1	7.861	2.304	3.509	12.530
111	02/11/2008	00:30:00	28.1	6.684	1.421	4.467	9.595
112	02/11/2008	00:40:00	28.6	6.853	2.547	1.549	11.566
113	02/11/2008	00:50:00	28.7	6.521	1.934	2.505	10.549
114	02/11/2008	01:00:00	29.2	8.986	1.581	5.510	12.519
115	02/11/2008	01:10:00	29.4	9.672	2.559	5.505	14.524
116	02/11/2008	01:20:00	29.4	11.690	3.230	5.502	20.477
117	02/11/2008	01:30:00	29.6	9.806	1.581	6.462	12.512
118	02/11/2008	01:40:00	29.6	11.376	4.595	5.499	26.465
119	02/11/2008	01:50:00	29.7	12.101	3.982	3.488	22.480
120	02/11/2008	02:00:00	29.8	10.662	3.548	3.486	17.533
121	02/11/2008	02:10:00	29.9	12.750	4.151	4.442	22.479
122	02/11/2008	02:20:00	29.9	13.951	5.356	3.482	28.430
123	02/11/2008	02:30:00	30.2	16.135	4.077	8.423	25.494
124	02/11/2008	02:50:00	29.9	18.126	5.103	10.521	33.455
125	02/11/2008	03:00:00	30.2	16.497	5.853	2.485	30.438
126	02/11/2008	03:10:00	29.9	19.634	5.031	5.490	31.451
127	02/11/2008	03:20:00	29.9	17.034	4.334	6.454	26.456
128	02/11/2008	03:30:00	30.2	16.979	5.675	9.565	35.435
129	02/11/2008	03:40:00	30.4	17.581	4.814	6.451	28.427
130	02/11/2008	05:40:00	31.6	15.191	7.153	2.473	28.417
131	02/11/2008	05:50:00	31.6	13.489	4.841	4.428	25.483
132	02/11/2008	06:00:00	31.4	12.759	4.949	4.431	27.457
133	02/11/2008	06:10:00	31.4	13.160	4.151	3.467	22.459
134	02/11/2008	06:40:00	31.3	13.138	5.707	1.510	25.483
135	02/11/2008	07:40:00	31.4	11.671	5.769	2.467	24.430
136	02/11/2008	07:50:00	31.3	13.691	5.523	2.470	26.441
137	02/11/2008	08:00:00	31.3	12.324	5.232	1.510	23.473
138	02/11/2008	08:10:00	31.3	12.798	5.832	1.510	27.454
139	02/11/2008	08:30:00	31.4	12.924	3.966	4.426	20.451
140	02/11/2008	08:40:00	31.2	11.260	3.540	4.427	19.487
141	02/11/2008	08:50:00	31.0	13.891	3.861	7.450	26.441
142	02/11/2008	09:00:00	30.8	12.330	4.220	4.429	24.435
143	02/11/2008	09:10:00	30.8	13.013	3.611	3.471	20.455
144	02/11/2008	09:20:00	30.8	13.076	2.635	7.458	18.484
145	02/11/2008	09:30:00	30.7	12.288	2.019	9.557	17.523
146	02/11/2008	09:40:00	30.8	15.522	5.407	4.435	29.473
147	02/11/2008	09:50:00	30.7	12.147	4.493	4.435	20.458
148	02/11/2008	10:00:00	30.6	11.620	3.495	3.475	19.496
149	02/11/2008	10:10:00	30.4	12.699	3.110	5.485	19.498
150	02/11/2008	10:20:00	30.4	10.702	2.274	7.458	16.477
151	02/11/2008	10:30:00	30.5	12.606	4.357	6.449	25.494
152	02/11/2008	10:40:00	30.7	13.577	3.764	7.459	26.455
153	02/11/2008	10:50:00	30.6	14.221	3.163	7.459	21.506
154	02/11/2008	11:00:00	30.4	12.772	3.531	5.486	20.457
155	02/11/2008	11:10:00	30.4	12.920	4.864	3.478	26.450
156	02/11/2008	11:20:00	30.4	13.548	3.518	8.420	21.511
157	02/11/2008	11:30:00	30.2	13.327	3.552	8.421	23.484
158	02/11/2008	11:40:00	30.3	12.694	2.607	7.462	17.530
159	02/11/2008	11:50:00	30.6	10.765	1.820	7.457	14.506
160	02/11/2008	12:00:00	30.0	10.502	1.481	7.457	12.491

No.	Date	Time	TLAB	AVG	SD	MIN	MAX
161	02/11/2008	12:10:00	30.3	8.451	0.787	7.458	10.524
162	02/11/2008	12:20:00	30.3	6.336	1.934	2.472	9.564
163	02/11/2008	12:50:00	30.3	5.392	1.218	2.471	7.457
164	02/11/2008	15:20:00	28.3	9.878	1.776	6.500	12.551
165	02/11/2008	15:30:00	28.1	9.857	1.127	7.502	12.543
166	02/11/2008	15:40:00	28.3	8.361	0.960	6.482	10.564
167	02/11/2008	15:50:00	28.1	7.576	0.698	6.481	9.598
168	02/11/2008	16:00:00	28.3	6.907	0.713	5.519	8.460
169	02/11/2008	16:10:00	28.5	6.540	0.633	5.518	7.497
170	02/11/2008	16:20:00	27.9	6.554	0.654	4.469	7.498
171	02/11/2008	16:30:00	28.4	6.150	0.692	4.470	7.498
172	02/11/2008	16:40:00	28.7	4.799	0.812	2.510	6.479
173	02/11/2008	16:50:00	28.5	5.172	0.705	4.465	6.481
174	02/11/2008	17:00:00	28.6	3.599	0.995	1.547	5.517
175	02/11/2008	17:10:00	28.1	6.329	2.340	2.507	10.550
176	02/11/2008	17:20:00	27.9	10.188	2.156	7.485	15.547
177	02/11/2008	17:30:00	28.6	12.876	0.769	11.559	14.534
178	02/11/2008	17:40:00	28.4	12.973	1.260	8.447	14.534
179	02/11/2008	17:50:00	28.7	12.858	0.717	11.557	14.530
180	02/11/2008	18:00:00	28.6	11.053	1.208	8.444	13.570
181	02/11/2008	18:10:00	28.1	10.957	1.246	8.447	13.570
182	02/11/2008	18:20:00	27.9	8.256	0.976	6.474	9.592
183	02/11/2008	18:30:00	27.6	8.179	1.010	6.477	10.554
184	02/11/2008	18:40:00	27.7	8.890	0.823	7.491	10.559
185	02/11/2008	18:50:00	27.9	9.390	0.619	8.453	10.558
186	02/11/2008	19:00:00	28.1	8.770	1.714	5.519	12.530
187	02/11/2008	19:10:00	27.3	8.716	1.050	7.493	12.527
188	02/11/2008	19:20:00	27.3	8.334	1.173	6.482	11.573
189	02/11/2008	19:30:00	27.5	8.286	0.653	7.493	9.600
190	02/11/2008	19:40:00	27.4	7.958	0.832	6.484	9.600
191	02/11/2008	19:50:00	27.5	6.698	0.820	5.523	8.463
192	02/11/2008	20:00:00	27.9	6.687	1.264	3.514	8.463
193	02/11/2008	20:10:00	27.6	7.297	2.023	2.514	10.559
194	02/11/2008	20:20:00	28.0	6.860	1.195	3.511	8.459
195	02/11/2008	20:30:00	27.8	5.028	0.945	3.511	6.486
196	02/11/2008	20:40:00	27.5	4.914	1.210	3.512	8.459
197	02/11/2008	20:50:00	27.5	4.370	0.739	3.512	5.528
198	02/11/2008	21:00:00	27.8	6.410	2.251	2.516	9.601
199	02/11/2008	21:10:00	27.4	7.486	2.440	3.515	12.531
200	02/11/2008	21:20:00	27.4	6.264	0.654	4.476	7.503
201	02/11/2008	21:30:00	27.5	7.627	1.488	4.478	10.564
202	02/11/2008	21:40:00	27.3	8.902	1.490	6.485	12.538
203	02/11/2008	21:50:00	26.9	8.810	1.058	7.500	10.565
204	02/11/2008	22:00:00	26.9	8.906	0.670	7.503	10.568
205	02/11/2008	22:10:00	27.1	8.215	0.841	6.488	9.607
206	02/11/2008	22:20:00	27.2	7.685	0.568	6.490	8.470
207	02/11/2008	22:30:00	27.5	7.416	0.721	6.489	9.608
208	02/11/2008	22:40:00	27.5	6.362	0.793	4.480	8.464
209	02/11/2008	22:50:00	27.6	4.325	0.781	2.519	6.492
210	02/11/2008	23:00:00	27.7	3.821	0.608	2.518	5.529
211	02/11/2008	23:10:00	28.0	3.709	0.818	2.516	5.526
212	02/11/2008	23:20:00	28.1	2.817	0.580	1.554	3.518
213	03/11/2008	01:40:00	28.4	3.206	0.836	1.555	5.523
214	03/11/2008	02:00:00	28.5	4.872	2.338	1.552	11.569
215	03/11/2008	02:20:00	28.9	6.476	2.589	2.508	14.534
216	03/11/2008	02:50:00	28.8	10.724	2.366	5.510	14.530
217	03/11/2008	03:00:00	29.1	12.563	2.531	8.440	19.518
218	03/11/2008	03:10:00	29.1	12.878	1.604	9.578	16.494
219	03/11/2008	03:20:00	29.5	12.502	3.631	4.455	18.506
220	03/11/2008	03:30:00	29.0	14.098	3.723	8.435	23.496

No.	Date	Time	TLAB	AVG	SD	MIN	MAX
221	03/11/2008	03:40:00	29.6	14.379	3.299	4.454	20.476
222	03/11/2008	03:50:00	29.6	15.281	3.903	6.459	29.486
223	03/11/2008	04:00:00	29.7	17.965	4.431	2.490	26.458
224	03/11/2008	04:10:00	30.3	19.950	4.200	11.539	29.482
225	03/11/2008	04:20:00	29.9	20.982	3.825	11.539	28.428
226	03/11/2008	04:30:00	29.9	25.369	3.563	14.508	31.453
227	03/11/2008	04:40:00	29.7	29.265	2.685	23.487	35.456
228	03/11/2008	04:50:00	30.1	27.035	3.477	18.491	34.440
229	03/11/2008	05:00:00	30.3	27.313	4.912	19.501	41.526
230	03/11/2008	05:10:00	30.2	28.938	4.262	21.510	42.509
231	03/11/2008	05:20:00	30.3	26.431	2.903	19.498	32.412
232	03/11/2008	05:30:00	30.4	24.868	3.477	17.524	32.409
233	03/11/2008	05:40:00	30.7	23.216	5.002	11.530	36.395
234	03/11/2008	05:50:00	30.8	20.482	4.336	9.556	31.443
235	03/11/2008	06:00:00	31.2	18.524	5.079	9.556	32.398
236	03/11/2008	06:10:00	30.8	18.439	3.110	10.511	24.434
237	03/11/2008	06:20:00	30.9	16.378	3.261	10.510	25.483
238	03/11/2008	06:30:00	30.7	16.368	3.013	10.508	22.458
239	03/11/2008	06:40:00	30.9	16.922	3.482	10.507	25.481
240	03/11/2008	06:50:00	31.1	16.565	3.504	9.545	25.475
241	03/11/2008	07:00:00	30.9	16.413	3.589	9.548	25.478
242	03/11/2008	07:10:00	31.1	17.953	3.119	11.518	25.481
243	03/11/2008	07:20:00	31.1	17.381	2.583	10.502	23.466
244	03/11/2008	07:30:00	31.3	17.239	2.870	11.514	23.465
245	03/11/2008	07:40:00	31.3	17.156	2.687	11.515	25.475
246	03/11/2008	07:50:00	31.6	18.322	2.760	13.523	25.476
247	03/11/2008	08:00:00	31.7	19.970	2.737	14.481	27.445
248	03/11/2008	08:10:00	31.5	18.559	3.094	11.510	25.471
249	03/11/2008	08:20:00	31.7	17.363	3.631	9.536	28.402
250	03/11/2008	08:30:00	31.7	16.560	3.730	8.395	26.427
251	03/11/2008	08:40:00	31.4	18.149	3.071	12.470	24.419
252	03/11/2008	08:50:00	31.5	16.188	2.561	10.496	21.487
253	03/11/2008	09:00:00	31.8	15.892	2.316	9.534	21.484
254	03/11/2008	09:10:00	32.0	15.737	2.206	10.492	20.431
255	03/11/2008	09:20:00	31.7	16.654	3.554	4.409	23.456
256	03/11/2008	09:30:00	31.6	15.689	1.938	11.503	21.480
257	03/11/2008	09:40:00	31.8	16.116	2.298	11.505	22.439
258	03/11/2008	09:50:00	31.9	16.037	3.674	10.493	28.400
259	03/11/2008	10:00:00	31.8	15.466	2.094	11.503	20.430
260	03/11/2008	10:10:00	31.3	15.370	2.092	10.490	21.480
261	03/11/2008	10:20:00	31.3	13.989	2.374	10.493	19.474
262	03/11/2008	10:30:00	31.3	13.765	2.348	9.533	20.435
263	03/11/2008	10:40:00	31.3	13.578	2.899	5.459	18.460
264	03/11/2008	10:50:00	31.5	13.542	3.134	6.419	22.441
265	03/11/2008	11:00:00	31.4	13.167	1.975	10.494	18.461
266	03/11/2008	11:10:00	31.4	12.340	2.694	6.422	18.461
267	03/11/2008	11:20:00	31.3	12.623	4.980	6.422	27.440
268	03/11/2008	11:30:00	31.2	13.436	3.252	7.437	22.448
269	03/11/2008	11:40:00	31.2	11.655	2.699	6.426	19.478
270	03/11/2008	11:50:00	31.1	8.355	2.026	3.458	12.477
271	03/11/2008	12:00:00	31.0	7.570	1.928	4.421	13.529
272	03/11/2008	12:10:00	31.0	7.323	2.137	4.421	12.483
273	03/11/2008	12:20:00	30.9	6.910	2.036	3.461	13.532
274	03/11/2008	12:30:00	30.8	4.118	1.472	1.504	8.411
275	04/11/2008	01:00:00	29.3	4.234	1.939	1.539	9.581
276	04/11/2008	02:10:00	30.9	10.950	3.095	2.481	18.488
277	04/11/2008	02:20:00	30.8	11.216	2.886	4.433	18.484
278	04/11/2008	02:30:00	30.7	15.919	2.750	9.556	21.503
279	04/11/2008	02:40:00	30.9	16.098	4.687	5.480	29.464
280	04/11/2008	02:50:00	31.0	14.577	2.990	6.438	22.460

No.	Date	Time	TLAB	AVG	SD	MIN	MAX
281	04/11/2008	03:00:00	30.9	18.745	3.389	10.510	24.432
282	04/11/2008	03:10:00	31.1	18.455	2.818	8.408	24.429
283	04/11/2008	03:20:00	31.4	13.249	3.381	5.474	20.449
284	04/11/2008	03:30:00	31.5	16.528	3.358	9.549	25.480
285	04/11/2008	03:40:00	31.5	21.116	3.065	13.529	28.412
286	04/11/2008	03:50:00	31.5	17.313	3.441	10.502	27.449
287	04/11/2008	04:00:00	31.6	12.414	2.234	6.430	16.465
288	04/11/2008	04:10:00	31.5	11.670	2.763	5.469	17.512
289	04/11/2008	04:20:00	31.7	11.150	3.525	3.462	21.493
290	04/11/2008	04:30:00	32.0	12.638	2.861	7.444	18.471
291	04/11/2008	04:40:00	32.0	12.574	3.326	6.428	19.480
292	04/11/2008	04:50:00	32.1	12.561	3.162	5.464	19.481
293	04/11/2008	05:00:00	31.8	11.915	3.569	4.413	20.437
294	04/11/2008	05:10:00	32.0	11.256	3.542	4.415	19.480
295	04/11/2008	05:20:00	32.2	11.053	3.349	4.414	18.463
296	04/11/2008	05:30:00	32.3	10.955	4.531	3.451	24.417
297	04/11/2008	05:40:00	32.1	10.384	4.030	3.451	21.486
298	04/11/2008	05:50:00	32.4	10.926	3.699	3.448	18.461
299	04/11/2008	06:00:00	32.7	10.389	3.732	2.452	19.469
300	04/11/2008	06:10:00	32.4	10.645	2.964	3.448	16.451
301	04/11/2008	06:20:00	32.4	11.526	2.811	6.417	18.458
302	04/11/2008	06:30:00	32.4	11.927	2.474	6.418	18.458
303	04/11/2008	06:40:00	32.1	12.516	2.322	7.432	17.500
304	04/11/2008	06:50:00	31.6	12.193	3.568	4.413	19.475
305	04/11/2008	07:00:00	31.4	12.613	2.785	8.395	19.473
306	04/11/2008	07:10:00	31.3	12.660	1.885	8.398	16.456
307	04/11/2008	07:20:00	31.3	12.737	2.706	6.425	20.437
308	04/11/2008	07:30:00	31.4	11.637	2.970	7.437	20.435
309	04/11/2008	07:40:00	31.3	11.408	2.875	5.463	18.463
310	04/11/2008	07:50:00	31.1	10.212	2.154	6.424	19.475
311	04/11/2008	08:00:00	31.1	9.786	2.042	6.427	19.478
312	04/11/2008	08:10:00	30.9	10.211	2.503	5.470	17.509
313	04/11/2008	08:20:00	31.1	9.652	2.134	4.422	12.481
314	04/11/2008	08:30:00	31.0	9.264	1.509	6.429	12.479
315	04/11/2008	08:40:00	30.9	8.922	2.193	5.469	15.502
316	04/11/2008	08:50:00	30.9	8.316	2.146	4.424	12.483
317	04/11/2008	09:00:00	30.9	9.270	1.987	5.470	15.503
318	04/11/2008	09:10:00	31.1	7.488	1.504	5.471	11.522
319	04/11/2008	09:20:00	30.8	8.434	1.803	3.461	13.528
320	04/11/2008	09:30:00	31.1	8.103	1.392	4.423	11.523
321	04/11/2008	09:40:00	30.8	8.578	1.669	5.470	12.481
322	04/11/2008	09:50:00	30.8	8.084	1.784	4.424	12.485
323	04/11/2008	10:00:00	30.8	12.578	6.190	6.431	39.427
324	04/11/2008	10:10:00	30.9	10.065	4.859	2.460	22.452
325	04/11/2008	11:40:00	29.1	5.015	1.421	1.525	7.472
326	04/11/2008	11:50:00	29.0	4.917	1.667	2.488	8.436
327	04/11/2008	12:00:00	28.6	5.057	0.796	3.494	8.438
328	04/11/2008	12:10:00	28.9	5.124	1.270	2.494	8.442
329	04/11/2008	12:20:00	28.8	4.542	1.069	2.495	6.471
330	04/11/2008	12:30:00	28.9	3.071	0.932	1.535	5.507
331	04/11/2008	12:40:00	28.8	4.130	0.984	1.536	6.469
332	04/11/2008	12:50:00	28.6	3.662	1.019	1.538	6.468
333	04/11/2008	13:10:00	28.5	2.310	0.681	1.539	3.503
334	04/11/2008	19:40:00	28.5	5.759	0.815	4.451	7.480
335	04/11/2008	19:50:00	29.0	5.677	0.924	3.493	7.480
336	04/11/2008	20:00:00	28.8	5.049	0.766	3.493	6.467
337	04/11/2008	20:10:00	28.4	4.571	0.769	2.495	6.468
338	04/11/2008	20:20:00	28.1	4.332	1.025	1.537	6.468
339	04/11/2008	20:30:00	28.1	4.634	0.734	2.499	5.513
340	04/11/2008	20:40:00	28.3	5.225	0.616	3.498	6.474

No.	Date	Time	TLAB	AVG	SD	MIN	MAX
341	04/11/2008	20:50:00	28.6	5.298	0.604	3.497	6.471
342	04/11/2008	21:00:00	28.8	5.307	0.766	3.496	6.471
343	04/11/2008	21:10:00	28.5	3.522	1.110	1.537	6.471
344	04/11/2008	21:20:00	28.4	2.622	0.624	1.538	3.505
345	05/11/2008	01:10:00	30.2	9.624	3.965	1.516	22.464
346	05/11/2008	01:40:00	30.3	10.356	3.119	5.480	18.463
347	05/11/2008	02:00:00	30.0	14.077	2.378	9.506	18.466
348	05/11/2008	02:10:00	30.1	15.400	4.168	9.557	27.462
349	05/11/2008	02:20:00	30.1	16.189	2.434	12.491	22.469
350	05/11/2008	02:30:00	30.1	13.998	2.060	9.559	20.458
351	05/11/2008	02:40:00	30.6	13.613	2.937	8.422	21.513
352	05/11/2008	02:50:00	30.1	14.793	2.890	8.422	19.497
353	05/11/2008	03:00:00	30.1	16.999	5.109	6.453	30.439
354	05/11/2008	03:10:00	30.5	18.134	3.924	8.420	26.453
355	05/11/2008	03:20:00	30.2	18.265	3.979	12.493	33.455
356	05/11/2008	03:30:00	30.2	18.231	3.139	12.493	24.445
357	05/11/2008	03:40:00	30.4	14.531	2.898	10.518	22.467
358	05/11/2008	03:50:00	30.7	13.092	3.662	5.485	23.479
359	05/11/2008	04:00:00	30.7	12.003	3.995	2.479	21.507
360	05/11/2008	04:10:00	30.5	10.484	2.994	3.475	18.485
361	05/11/2008	04:20:00	30.5	9.948	2.373	4.438	16.481
362	05/11/2008	04:30:00	30.6	10.362	2.638	5.487	16.477
363	05/11/2008	04:40:00	30.4	10.278	2.421	2.480	15.518
364	05/11/2008	04:50:00	30.1	10.408	3.028	2.479	16.477
365	05/11/2008	05:00:00	30.4	8.240	2.438	1.517	13.542
366	05/11/2008	05:10:00	30.1	6.404	1.854	2.477	11.534
367	05/11/2008	05:20:00	30.0	8.027	2.304	3.475	13.545
368	05/11/2008	05:30:00	30.1	8.245	2.416	0.472	13.547
369	05/11/2008	05:40:00	29.6	8.482	2.203	4.438	13.544
370	05/11/2008	05:50:00	29.6	7.107	1.595	3.479	10.525
371	05/11/2008	06:00:00	29.7	6.564	1.627	2.483	9.567
372	05/11/2008	06:10:00	29.5	7.118	1.746	3.481	12.502
373	05/11/2008	06:20:00	29.5	7.527	2.941	2.484	14.510
374	05/11/2008	06:30:00	29.6	5.402	1.233	2.484	7.472
375	05/11/2008	06:40:00	29.5	5.151	1.392	2.484	8.431
376	05/11/2008	06:50:00	29.5	6.519	1.724	3.485	12.504
377	05/11/2008	07:00:00	29.3	6.355	1.747	2.485	9.573
378	05/11/2008	07:10:00	29.5	5.616	1.638	2.485	9.573
379	05/11/2008	07:20:00	29.5	5.412	1.193	1.526	8.429
380	05/11/2008	07:30:00	29.7	5.771	1.463	2.486	8.433
381	05/11/2008	07:40:00	29.5	8.237	4.149	2.486	17.553
382	05/11/2008	07:50:00	30.0	10.345	4.497	2.485	20.466
383	05/11/2008	08:00:00	29.7	11.534	3.583	2.483	16.484
384	05/11/2008	08:10:00	28.7	9.225	2.652	4.443	15.522
385	05/11/2008	08:20:00	28.7	5.715	2.072	2.490	11.548
386	05/11/2008	08:30:00	29.2	7.538	2.174	3.489	11.549
387	05/11/2008	08:40:00	29.5	7.349	1.509	4.448	10.536
388	05/11/2008	08:50:00	29.6	7.898	1.857	4.448	13.556
389	05/11/2008	09:00:00	29.6	8.177	1.353	6.456	11.544
390	05/11/2008	09:10:00	29.3	7.938	2.221	4.447	13.555
391	05/11/2008	09:20:00	29.5	7.075	2.096	2.489	11.548
392	05/11/2008	09:30:00	28.3	11.252	3.536	2.487	19.509
393	05/11/2008	09:40:00	28.4	9.709	1.490	6.483	13.557
394	05/11/2008	09:50:00	28.5	10.136	1.865	7.480	15.538
395	05/11/2008	10:00:00	28.4	10.269	1.409	7.478	13.567
396	05/11/2008	10:10:00	28.4	10.168	1.303	8.441	13.567
397	05/11/2008	10:20:00	28.5	9.057	2.016	3.503	12.553
398	05/11/2008	10:30:00	28.4	7.388	1.201	4.466	10.550
399	05/11/2008	10:40:00	28.3	6.016	1.435	2.506	8.452
400	05/11/2008	11:10:00	28.1	4.191	1.181	1.549	6.480

No.	Date	Time	TLAB	AVG	SD	MIN	MAX
401	05/11/2008	11:20:00	28.0	4.365	1.259	1.550	7.495
402	05/11/2008	11:30:00	27.7	3.215	0.976	1.552	5.525
403	05/11/2008	11:40:00	27.4	2.373	0.528	1.552	3.517
404	05/11/2008	20:40:00	26.9	11.391	1.854	8.462	14.549
405	05/11/2008	20:50:00	26.8	12.207	0.955	10.564	14.546
406	05/11/2008	21:00:00	27.3	12.784	0.826	11.578	14.553
407	05/11/2008	21:10:00	27.4	11.861	0.516	10.562	14.550
408	05/11/2008	21:20:00	27.4	12.575	0.988	10.562	12.540
409	05/11/2008	21:30:00	27.5	10.991	0.581	9.602	12.540
410	05/11/2008	21:40:00	27.7	11.011	0.580	9.599	12.538
411	05/11/2008	21:50:00	27.4	10.755	0.760	9.600	12.539
412	05/11/2008	22:00:00	27.0	10.794	0.604	9.599	11.579
413	05/11/2008	22:10:00	27.0	11.332	0.452	10.561	12.541
414	05/11/2008	22:20:00	27.0	11.189	0.557	9.604	12.542
415	05/11/2008	22:30:00	26.9	11.498	0.844	9.605	13.589
416	05/11/2008	22:40:00	27.2	12.199	0.598	10.566	13.592
417	05/11/2008	22:50:00	27.2	11.200	0.623	9.604	12.542
418	05/11/2008	23:00:00	27.0	9.910	0.723	8.467	11.584
419	05/11/2008	23:10:00	27.2	8.235	0.663	7.508	9.612
420	05/11/2008	23:20:00	27.4	7.893	0.600	6.495	9.608
421	05/11/2008	23:30:00	27.3	7.962	0.668	6.493	9.612
422	05/11/2008	23:40:00	27.3	7.392	0.624	5.532	8.471
423	05/11/2008	23:50:00	27.3	6.512	0.620	5.531	7.510
424	06/11/2008	00:00:00	27.4	5.631	0.606	4.482	6.498
425	06/11/2008	00:10:00	27.3	6.204	0.858	4.481	8.465
426	06/11/2008	00:20:00	27.3	7.213	0.775	5.530	8.477
427	06/11/2008	00:30:00	27.5	7.445	1.721	4.481	10.568
428	06/11/2008	00:40:00	27.6	3.578	0.561	2.519	4.486
429	06/11/2008	00:50:00	27.6	5.340	0.975	3.519	7.505
430	06/11/2008	01:00:00	27.6	6.424	0.859	4.479	8.465
431	06/11/2008	01:10:00	27.6	7.259	0.782	6.474	9.603
432	06/11/2008	01:20:00	27.7	5.930	0.641	4.480	7.505
433	06/11/2008	01:30:00	27.9	5.805	1.167	4.476	9.604
434	06/11/2008	01:40:00	28.0	7.772	1.034	6.487	9.604
435	06/11/2008	01:50:00	28.2	9.864	1.938	6.484	14.543
436	06/11/2008	02:00:00	28.3	11.425	2.716	8.455	19.531
437	06/11/2008	02:10:00	28.4	9.897	2.002	5.517	15.551
438	06/11/2008	02:20:00	28.4	11.623	1.728	7.493	16.511
439	06/11/2008	02:30:00	28.7	10.961	1.461	7.490	13.576
440	06/11/2008	02:40:00	28.9	11.278	1.939	4.464	14.535
441	06/11/2008	02:50:00	29.4	11.720	2.825	5.512	18.512
442	06/11/2008	03:00:00	29.2	12.048	2.701	5.509	16.505
443	06/11/2008	03:10:00	29.2	11.604	2.411	5.508	16.498
444	06/11/2008	03:20:00	29.5	12.913	2.501	7.478	18.508
445	06/11/2008	03:30:00	29.5	11.567	2.283	4.454	16.496
446	06/11/2008	03:40:00	29.7	11.711	2.345	6.463	17.541
447	06/11/2008	03:50:00	30.1	11.703	3.556	3.488	22.481
448	06/11/2008	04:00:00	29.9	15.056	2.382	7.470	18.512
449	06/11/2008	04:10:00	29.8	16.314	2.861	9.569	25.500
450	06/11/2008	04:20:00	30.1	17.480	2.233	11.541	25.498
451	06/11/2008	04:30:00	30.2	23.218	3.320	16.478	30.437
452	06/11/2008	04:40:00	30.4	24.323	3.970	13.542	32.408
453	06/11/2008	04:50:00	29.6	15.325	3.338	8.420	28.426
454	06/11/2008	05:00:00	30.0	11.290	2.379	5.490	16.487
455	06/11/2008	05:10:00	29.8	13.926	3.737	7.467	25.505
456	06/11/2008	05:20:00	29.6	14.460	3.043	9.568	24.451
457	06/11/2008	05:30:00	30.0	12.835	2.974	5.495	22.479
458	06/11/2008	05:40:00	29.7	13.849	3.379	8.420	22.480
459	06/11/2008	05:50:00	30.2	15.859	3.486	9.570	23.493
460	06/11/2008	06:00:00	30.1	18.224	3.444	9.568	26.461

No.	Date	Time	TLAB	AVG	SD	MIN	MAX
461	06/11/2008	06:10:00	30.0	17.209	2.126	12.502	23.490
462	06/11/2008	06:20:00	30.1	16.042	2.520	8.428	21.517
463	06/11/2008	06:30:00	30.4	18.435	3.149	12.498	31.452
464	06/11/2008	06:40:00	30.5	17.976	3.972	5.487	28.425
465	06/11/2008	06:50:00	30.7	19.246	3.248	11.536	25.490
466	06/11/2008	07:00:00	30.8	23.663	3.883	11.530	29.468
467	06/11/2008	07:10:00	30.5	29.011	3.532	21.500	34.418
468	06/11/2008	07:20:00	30.5	30.795	2.346	24.436	35.423
469	06/11/2008	07:30:00	30.4	27.237	3.025	18.484	34.425
470	06/11/2008	07:40:00	30.7	24.691	2.681	19.498	30.436
471	06/11/2008	07:50:00	30.9	24.738	2.734	19.495	31.446
472	06/11/2008	08:00:00	30.6	24.969	3.784	15.511	33.451
473	06/11/2008	08:10:00	30.6	18.182	3.360	10.516	29.468
474	06/11/2008	08:20:00	30.5	16.394	2.781	8.417	21.506
475	06/11/2008	08:30:00	30.5	14.286	2.022	9.558	18.483
476	06/11/2008	08:40:00	30.4	14.415	2.116	9.557	20.460
477	06/11/2008	08:50:00	30.6	16.522	2.273	12.492	23.481
478	06/11/2008	09:00:00	30.7	15.838	2.750	11.533	23.482
479	06/11/2008	09:10:00	30.7	14.769	3.568	9.556	26.449
480	06/11/2008	09:20:00	30.5	14.396	1.945	9.557	18.483
481	06/11/2008	09:30:00	30.5	14.102	1.708	9.559	18.486
482	06/11/2008	09:40:00	30.6	13.977	1.545	10.519	17.528
483	06/11/2008	09:50:00	30.2	14.366	1.735	9.562	19.499
484	06/11/2008	10:00:00	30.0	12.966	1.425	9.561	16.480
485	06/11/2008	10:10:00	30.2	13.310	1.330	10.524	16.482
486	06/11/2008	10:20:00	30.2	13.826	1.434	11.536	17.531
487	06/11/2008	10:30:00	30.4	14.251	1.412	10.522	17.529
488	06/11/2008	10:40:00	30.2	13.667	1.227	10.517	17.526
489	06/11/2008	10:50:00	30.2	12.989	0.958	11.530	15.516
490	06/11/2008	11:00:00	30.4	12.143	0.814	9.556	13.544
491	06/11/2008	11:10:00	30.7	11.568	1.202	8.415	14.501
492	06/11/2008	11:20:00	30.6	8.224	1.697	5.479	12.490
493	06/11/2008	11:30:00	30.1	5.173	0.899	3.475	7.455
494	06/11/2008	12:00:00	29.7	2.612	0.770	1.520	4.443
495	06/11/2008	12:30:00	30.0	3.456	1.318	1.521	6.454
496	07/11/2008	01:00:00	29.3	6.764	2.115	3.500	11.560
497	07/11/2008	01:10:00	29.5	12.417	3.184	7.481	19.520
498	07/11/2008	01:20:00	29.6	16.463	5.015	7.479	28.440
499	07/11/2008	01:30:00	30.0	25.117	3.058	17.539	30.448
500	07/11/2008	01:40:00	29.6	33.038	3.276	25.501	40.387
501	07/11/2008	01:50:00	29.9	32.560	4.587	25.449	41.532
502	07/11/2008	02:00:00	30.4	17.067	5.799	8.380	28.386
503	07/11/2008	02:10:00	30.1	12.545	3.395	4.442	19.453
504	07/11/2008	02:20:00	30.0	14.645	3.297	7.464	22.472
505	07/11/2008	02:30:00	30.5	19.093	3.199	12.500	27.464
506	07/11/2008	02:40:00	30.4	23.947	5.775	7.462	37.450
507	07/11/2008	02:50:00	30.5	30.707	2.925	25.490	38.399
508	07/11/2008	03:00:00	30.5	31.654	2.306	25.490	37.456
509	07/11/2008	03:10:00	30.7	33.070	3.036	25.489	39.427
510	07/11/2008	03:20:00	30.5	28.061	2.523	20.455	33.455
511	07/11/2008	03:30:00	30.5	28.822	2.593	21.506	34.438
512	07/11/2008	03:40:00	30.9	27.001	1.907	22.465	30.435
513	07/11/2008	03:50:00	31.0	28.263	3.501	21.504	35.422
514	07/11/2008	04:00:00	30.8	29.538	3.146	24.435	35.412
515	07/11/2008	04:10:00	31.0	31.157	2.360	26.444	36.393
516	07/11/2008	04:20:00	31.2	32.157	3.280	25.483	40.375
517	07/11/2008	04:30:00	31.0	38.666	4.999	30.429	52.420
518	07/11/2008	04:40:00	30.9	44.508	4.146	35.401	54.421
519	07/11/2008	04:50:00	31.4	46.116	3.218	37.424	52.424
520	07/11/2008	05:00:00	31.6	47.795	3.838	39.385	56.395

No.	Date	Time	TLAB	AVG	SD	MIN	MAX
521	07/11/2008	05:10:00	31.5	45.245	4.309	36.379	55.421
522	07/11/2008	05:20:00	31.6	42.077	3.273	35.404	49.475
523	07/11/2008	05:30:00	31.9	41.287	3.158	35.395	49.465
524	07/11/2008	05:40:00	31.6	35.763	3.941	28.411	48.415
525	07/11/2008	05:50:00	31.8	37.177	3.350	27.441	43.492
526	07/11/2008	06:00:00	31.7	34.082	3.079	28.407	44.435
527	07/11/2008	06:10:00	32.1	37.139	3.680	28.397	44.451
528	07/11/2008	06:20:00	32.2	36.429	3.625	27.436	47.453
529	07/11/2008	06:30:00	32.0	32.074	3.643	23.453	40.334
530	07/11/2008	06:40:00	32.3	25.021	2.885	18.456	31.418
531	07/11/2008	06:50:00	32.7	22.858	3.080	16.446	31.420
532	07/11/2008	07:00:00	32.3	23.133	2.294	16.443	27.435
533	07/11/2008	09:30:00	32.7	10.321	3.273	3.253	20.450
534	07/11/2008	09:40:00	32.3	9.545	1.740	5.466	13.532
535	07/11/2008	09:50:00	32.3	9.734	2.197	5.463	17.507
536	07/11/2008	10:00:00	32.4	9.362	1.640	5.458	14.481
537	07/11/2008	10:10:00	32.5	9.036	2.242	3.445	14.478
538	07/11/2008	10:20:00	32.2	10.000	3.112	5.455	19.466
539	07/11/2008	10:30:00	31.8	8.016	1.583	5.453	12.464
540	07/11/2008	10:40:00	32.2	7.647	2.035	3.446	11.506
541	07/11/2008	10:50:00	32.2	7.908	1.635	5.455	13.515
542	07/11/2008	11:00:00	32.1	8.104	1.436	5.456	11.507
543	07/11/2008	11:10:00	32.2	7.479	1.620	4.406	11.507
544	07/11/2008	11:20:00	32.2	6.944	0.969	5.457	9.536
545	07/11/2008	11:30:00	32.1	6.011	1.712	2.451	10.496
546	07/11/2008	11:40:00	32.0	5.514	0.737	4.410	6.424
547	07/11/2008	11:50:00	31.8	5.612	0.960	3.451	9.538
548	07/11/2008	12:00:00	31.6	5.440	0.894	3.453	8.398
549	07/11/2008	12:10:00	31.6	5.415	0.735	4.414	7.441
550	07/11/2008	12:20:00	31.4	4.916	1.341	2.459	8.404
551	07/11/2008	16:10:00	30.2	3.148	0.772	1.511	4.435
552	07/11/2008	16:20:00	29.9	3.033	0.872	0.465	4.438
553	07/11/2008	16:30:00	29.9	2.585	0.665	1.514	4.439
554	07/11/2008	17:40:00	27.4	4.707	1.444	1.547	7.494
555	07/11/2008	17:50:00	27.5	5.679	1.432	3.517	9.606
556	07/11/2008	18:00:00	28.7	6.537	1.227	4.475	9.600
557	07/11/2008	18:10:00	28.6	6.905	1.272	3.506	9.599
558	07/11/2008	18:20:00	28.4	6.496	1.453	3.505	9.591
559	07/11/2008	18:30:00	28.1	5.132	1.404	3.502	8.451
560	07/11/2008	18:40:00	28.0	5.477	1.347	2.504	8.452
561	07/11/2008	18:50:00	27.7	5.588	0.795	4.464	7.493
562	07/11/2008	19:00:00	27.6	6.197	0.931	4.467	7.497
563	07/11/2008	19:10:00	27.4	5.851	0.845	4.471	7.498
564	07/11/2008	19:20:00	27.3	4.418	0.801	2.515	5.530
565	07/11/2008	20:30:00	27.9	2.755	0.721	1.551	4.474
566	07/11/2008	20:40:00	27.9	2.242	0.533	1.551	3.516
567	08/11/2008	00:50:00	30.5	7.748	2.662	1.530	13.555
568	08/11/2008	01:00:00	30.7	6.444	2.422	1.527	13.552
569	08/11/2008	02:00:00	31.3	11.804	4.106	2.481	23.483
570	08/11/2008	02:10:00	31.4	12.079	4.081	3.473	21.500
571	08/11/2008	02:20:00	31.4	15.922	2.352	11.527	20.452
572	08/11/2008	02:30:00	31.4	15.915	3.309	7.452	23.469
573	08/11/2008	02:40:00	31.4	15.397	3.771	8.406	24.431
574	08/11/2008	02:50:00	31.6	14.233	3.457	8.406	25.477
575	08/11/2008	03:00:00	31.5	18.555	3.889	11.517	31.435
576	08/11/2008	03:10:00	31.7	21.315	2.787	14.487	26.439
577	08/11/2008	03:20:00	31.7	18.823	2.975	12.476	25.476
578	08/11/2008	03:30:00	31.7	17.807	3.413	11.516	28.406
579	08/11/2008	03:40:00	31.8	16.844	3.042	10.500	23.462
580	08/11/2008	03:50:00	31.5	14.219	3.086	8.399	21.489

No.	Date	Time	TLAB	AVG	SD	MIN	MAX
581	08/11/2008	04:00:00	32.0	12.657	3.360	4.419	19.479
582	08/11/2008	04:10:00	32.1	10.100	3.312	4.417	17.507
583	08/11/2008	04:20:00	32.2	9.170	2.726	3.456	15.497
584	08/11/2008	04:30:00	32.1	8.779	3.021	1.500	18.466
585	08/11/2008	04:40:00	32.3	8.223	3.022	1.497	13.526
586	08/11/2008	05:00:00	32.1	6.675	3.559	1.495	19.475
587	08/11/2008	05:20:00	32.5	6.859	3.450	1.493	13.518
588	08/11/2008	06:00:00	32.6	7.389	3.021	1.490	15.487
589	08/11/2008	07:20:00	33.0	7.460	3.688	1.475	16.434
590	08/11/2008	07:30:00	32.7	6.872	2.827	1.474	14.458
591	08/11/2008	07:40:00	32.9	7.700	3.111	2.434	16.435
592	08/11/2008	07:50:00	32.9	8.409	3.720	1.474	19.455
593	08/11/2008	08:10:00	33.0	6.707	2.979	1.473	16.430
594	08/11/2008	08:20:00	32.8	7.334	2.568	2.434	15.473
595	08/11/2008	08:40:00	32.5	8.264	2.641	3.432	17.480
596	08/11/2008	08:50:00	32.5	8.592	3.114	1.475	16.435
597	08/11/2008	09:00:00	32.7	9.767	1.952	5.442	15.473
598	08/11/2008	09:10:00	32.7	11.086	2.171	6.401	18.442
599	08/11/2008	09:20:00	32.7	12.508	2.688	6.400	18.440
600	08/11/2008	09:30:00	32.8	12.368	1.823	9.513	16.434
601	08/11/2008	09:40:00	32.8	12.374	3.280	6.400	19.452
602	08/11/2008	09:50:00	32.8	11.500	2.168	6.400	17.479
603	08/11/2008	10:00:00	33.0	12.088	2.429	7.412	18.441
604	08/11/2008	10:10:00	33.1	13.687	2.904	6.400	21.463
605	08/11/2008	10:40:00	32.7	7.317	1.502	4.392	12.452
606	08/11/2008	10:50:00	32.7	7.500	2.138	2.434	11.491
607	08/11/2008	11:00:00	32.6	6.406	1.796	2.435	12.452
608	08/11/2008	11:10:00	32.3	5.484	0.734	4.395	7.419
609	08/11/2008	11:20:00	32.2	5.123	0.889	3.436	7.425
610	08/11/2008	11:30:00	32.1	5.088	0.709	4.399	6.416
611	08/11/2008	11:40:00	32.3	5.005	0.605	3.441	6.417
612	08/11/2008	11:50:00	32.1	4.753	0.661	3.442	6.417
613	08/11/2008	12:00:00	32.0	4.599	0.498	3.446	5.461
614	08/11/2008	12:10:00	31.7	5.451	0.960	3.447	7.436
615	08/11/2008	12:20:00	32.1	5.707	0.744	3.448	7.435
616	08/11/2008	12:30:00	32.0	5.584	0.790	4.409	8.395
617	08/11/2008	12:40:00	31.8	4.552	0.861	1.487	6.423
618	09/11/2008	00:50:00	29.9	5.063	1.164	2.495	8.437
619	09/11/2008	01:00:00	29.9	5.949	1.128	3.488	8.434
620	09/11/2008	01:20:00	30.5	8.364	2.360	3.482	13.550
621	09/11/2008	01:30:00	30.5	10.874	3.288	2.482	16.478
622	09/11/2008	01:40:00	30.9	13.900	4.438	4.439	24.439
623	09/11/2008	01:50:00	30.7	14.305	3.811	7.455	23.478
624	09/11/2008	02:00:00	31.1	13.560	3.256	6.442	19.491
625	09/11/2008	02:10:00	30.9	12.761	2.431	6.436	20.447
626	09/11/2008	02:20:00	31.4	14.435	2.740	9.548	20.449
627	09/11/2008	02:30:00	31.4	17.414	2.942	11.518	23.468
628	09/11/2008	02:40:00	31.5	21.036	3.077	14.482	28.406
629	09/11/2008	02:50:00	31.9	17.917	3.724	8.399	25.473
630	09/11/2008	03:10:00	31.5	8.619	2.644	3.452	14.484
631	09/11/2008	03:20:00	31.6	9.917	2.793	4.415	17.505
632	09/11/2008	03:30:00	31.8	9.495	2.688	5.466	17.507
633	09/11/2008	03:40:00	32.0	9.097	2.505	5.465	17.505
634	09/11/2008	03:50:00	31.1	8.215	2.907	1.499	15.496
635	09/11/2008	04:00:00	31.6	8.356	2.791	1.501	13.527
636	09/11/2008	04:10:00	31.4	6.491	2.665	1.501	11.520
637	09/11/2008	04:20:00	31.8	7.428	3.184	1.503	16.461
638	09/11/2008	04:30:00	32.0	7.082	2.976	1.500	14.485
639	09/11/2008	04:40:00	32.3	8.056	3.441	1.497	16.459
640	09/11/2008	05:10:00	32.6	9.551	2.233	4.385	14.477

No.	Date	Time	TLAB	AVG	SD	MIN	MAX
641	09/11/2008	05:20:00	32.6	10.385	2.097	5.455	15.486
642	09/11/2008	05:30:00	32.8	11.217	3.008	6.412	21.475
643	09/11/2008	05:40:00	32.6	10.847	2.207	7.423	17.494
644	09/11/2008	05:50:00	32.7	9.693	2.650	3.440	18.451
645	09/11/2008	06:00:00	32.8	9.622	2.222	5.449	17.491
646	09/11/2008	06:10:00	32.6	10.149	2.888	3.439	15.479
647	09/11/2008	06:20:00	32.7	9.183	2.388	1.483	15.484
648	09/11/2008	06:30:00	32.9	9.642	2.562	3.437	15.480
649	09/11/2008	06:40:00	33.3	9.713	2.954	5.446	23.441
650	09/11/2008	06:50:00	33.1	10.117	2.757	4.393	18.443
651	09/11/2008	07:00:00	33.3	11.226	2.812	4.395	18.442
652	09/11/2008	07:10:00	33.6	10.280	2.970	4.388	18.438
653	09/11/2008	07:20:00	33.4	9.854	3.088	3.429	22.423
654	09/11/2008	07:30:00	33.5	9.797	2.698	5.437	18.437
655	09/11/2008	07:40:00	33.5	10.267	2.455	5.435	17.476
656	09/11/2008	07:50:00	33.1	10.485	2.162	6.398	17.480
657	09/11/2008	08:00:00	33.2	9.670	3.254	5.437	20.400
658	09/11/2008	08:10:00	33.4	10.247	2.516	6.396	19.451
659	09/11/2008	08:20:00	33.5	9.976	2.188	4.384	14.455
660	09/11/2008	08:30:00	33.3	10.594	2.400	4.384	16.425
661	09/11/2008	08:40:00	33.2	8.873	1.422	5.435	11.486
662	09/11/2008	08:50:00	33.3	9.515	1.760	6.395	13.492
663	09/11/2008	09:00:00	33.5	9.624	2.427	4.387	18.435
664	09/11/2008	09:10:00	33.5	9.000	2.317	4.384	16.424
665	09/11/2008	09:20:00	33.3	9.667	2.885	4.383	17.474
666	09/11/2008	09:30:00	33.5	9.581	2.313	5.433	15.467
667	09/11/2008	09:40:00	32.9	8.381	2.426	3.427	14.457
668	09/11/2008	09:50:00	32.5	8.874	1.978	4.391	14.461
669	09/11/2008	10:00:00	32.5	9.758	2.131	6.399	14.462
670	09/11/2008	10:10:00	32.4	8.641	1.490	5.441	13.500
671	09/11/2008	10:20:00	32.2	9.257	2.066	6.401	19.457
672	09/11/2008	10:30:00	32.3	9.439	2.004	5.442	13.504
673	09/11/2008	10:40:00	32.5	9.350	1.656	6.402	14.463
674	09/11/2008	10:50:00	32.3	8.510	1.945	5.442	12.455
675	09/11/2008	11:00:00	31.8	8.231	1.330	5.443	12.452
676	09/11/2008	11:10:00	31.8	8.504	1.670	5.444	13.505
677	09/11/2008	11:20:00	31.8	8.050	1.925	2.435	12.458
678	09/11/2008	11:30:00	31.8	8.422	1.180	6.406	12.455
679	09/11/2008	11:40:00	31.8	8.137	1.835	5.449	13.508
680	09/11/2008	11:50:00	32.1	7.353	0.947	5.448	10.488
681	09/11/2008	12:00:00	32.0	7.722	1.156	5.448	11.501
682	09/11/2008	12:10:00	31.8	7.565	0.769	5.451	8.391
683	09/11/2008	15:00:00	30.2	6.680	2.571	1.510	15.511
684	09/11/2008	15:10:00	30.3	5.958	1.935	1.510	9.556
685	09/11/2008	15:20:00	30.3	8.568	2.246	3.469	12.488
686	09/11/2008	15:30:00	30.7	8.070	2.428	4.427	14.493
687	09/11/2008	15:40:00	31.0	6.832	2.189	1.507	10.514
688	09/11/2008	15:50:00	31.0	8.391	1.130	6.434	11.524
689	09/11/2008	16:00:00	30.7	7.781	1.081	5.472	10.508
690	09/11/2008	16:20:00	30.6	7.127	2.044	2.467	12.486
691	09/11/2008	17:00:00	27.9	9.209	2.478	4.467	15.545
692	09/11/2008	17:20:00	28.0	7.493	2.259	2.519	13.581
693	09/11/2008	17:30:00	28.1	7.728	1.377	4.474	10.559
694	09/11/2008	17:40:00	28.7	9.011	1.654	4.465	13.577
695	09/11/2008	17:50:00	29.0	8.673	1.728	5.511	12.522
696	09/11/2008	18:00:00	28.5	8.044	1.455	5.505	11.557
697	09/11/2008	18:10:00	28.6	7.259	1.090	5.505	9.583
698	09/11/2008	18:20:00	28.4	6.872	1.686	3.498	11.557
699	09/11/2008	18:30:00	28.1	6.399	1.266	4.460	9.588
700	09/11/2008	18:40:00	28.0	6.383	1.591	1.544	9.592

No.	Date	Time	TLAB	AVG	SD	MIN	MAX
701	09/11/2008	18:50:00	27.9	6.661	1.166	4.467	9.593
702	09/11/2008	19:00:00	27.9	6.418	1.495	1.549	8.456
703	09/11/2008	19:10:00	28.1	7.034	0.804	5.515	9.590
704	09/11/2008	19:20:00	27.9	6.836	0.651	5.515	8.456
705	09/11/2008	19:30:00	28.0	6.538	0.638	5.516	7.497
706	09/11/2008	19:40:00	28.0	6.157	0.552	5.516	7.494
707	09/11/2008	19:50:00	27.9	5.332	0.673	4.469	6.486
708	09/11/2008	20:00:00	27.6	5.573	0.576	4.472	6.486
709	10/11/2008	00:50:00	27.5	8.018	2.687	2.510	13.586
710	10/11/2008	01:00:00	27.0	9.451	1.755	6.498	14.549
711	10/11/2008	01:10:00	26.8	8.666	0.998	6.503	10.584
712	10/11/2008	01:20:00	27.5	9.735	1.295	7.513	12.557
713	10/11/2008	01:30:00	27.7	5.640	2.221	1.565	10.576
714	10/11/2008	01:40:00	28.0	5.640	1.055	3.525	8.467
715	10/11/2008	01:50:00	28.3	5.969	0.700	4.479	7.506
716	10/11/2008	02:00:00	28.5	7.605	1.321	4.475	10.562
717	10/11/2008	02:10:00	28.6	8.842	3.057	3.512	16.513
718	10/11/2008	02:20:00	28.7	9.292	2.385	5.518	18.519
719	10/11/2008	02:30:00	28.7	9.676	1.532	6.479	12.529
720	10/11/2008	02:40:00	29.0	10.024	2.318	6.477	16.509
721	10/11/2008	02:50:00	29.2	10.796	1.923	7.488	15.546
722	10/11/2008	03:00:00	29.3	11.625	1.523	7.485	15.543
723	10/11/2008	03:10:00	29.4	13.249	2.528	8.443	18.509
724	10/11/2008	03:20:00	29.9	12.149	2.284	6.466	18.507
725	10/11/2008	03:30:00	29.9	13.509	2.434	8.433	18.504
726	10/11/2008	03:40:00	30.1	14.379	2.750	6.462	20.473
727	10/11/2008	03:50:00	30.5	13.725	4.777	1.530	28.433
728	10/11/2008	04:00:00	30.3	15.976	3.200	8.426	21.517
729	10/11/2008	04:10:00	30.7	21.979	3.401	13.542	29.477
730	10/11/2008	04:20:00	30.9	20.775	4.294	11.532	30.430
731	10/11/2008	04:30:00	31.0	19.813	3.680	12.489	27.461
732	10/11/2008	04:40:00	31.1	18.747	4.510	8.415	28.420
733	10/11/2008	04:50:00	30.9	20.065	3.783	11.524	29.466
734	10/11/2008	05:00:00	31.0	20.899	3.274	12.486	25.487
735	10/11/2008	05:10:00	30.7	20.906	4.105	11.526	31.439
736	10/11/2008	05:20:00	30.9	18.471	3.707	11.528	27.457
737	10/11/2008	05:30:00	31.0	17.238	3.282	10.516	25.486
738	10/11/2008	05:40:00	31.1	16.118	2.491	11.526	21.503
739	10/11/2008	05:50:00	31.0	13.511	2.830	7.455	20.454
740	10/11/2008	06:00:00	31.1	12.685	2.439	7.454	21.504
741	10/11/2008	06:10:00	31.5	10.814	3.505	4.431	18.481
742	10/11/2008	06:20:00	31.4	12.737	3.194	6.436	19.490
743	10/11/2008	06:30:00	31.1	11.669	2.756	7.447	17.518
744	10/11/2008	06:40:00	31.3	12.128	2.348	6.434	18.477
745	10/11/2008	06:50:00	31.2	11.551	2.752	6.433	17.514
746	10/11/2008	07:00:00	31.3	11.122	2.910	5.474	17.515
747	10/11/2008	07:10:00	31.2	11.263	3.207	5.476	18.477
748	10/11/2008	07:20:00	31.1	11.708	3.553	5.474	19.489
749	10/11/2008	07:30:00	31.1	11.411	2.930	5.472	19.484
750	10/11/2008	07:40:00	31.0	10.712	2.037	5.470	15.502
751	10/11/2008	07:50:00	30.7	11.953	2.503	6.432	18.473
752	10/11/2008	08:00:00	30.9	11.877	1.694	8.411	16.470
753	10/11/2008	08:10:00	31.0	12.363	1.535	8.409	15.506
754	10/11/2008	08:20:00	30.9	12.306	1.833	7.447	15.505
755	10/11/2008	08:30:00	30.8	11.384	1.777	7.447	16.464
756	10/11/2008	08:40:00	30.9	10.498	1.581	6.433	13.533
757	10/11/2008	08:50:00	31.1	10.528	1.433	7.443	13.531
758	10/11/2008	09:00:00	31.5	10.179	2.724	6.429	18.469
759	10/11/2008	09:10:00	31.6	10.006	2.039	5.469	14.488
760	10/11/2008	09:20:00	30.9	9.732	1.623	6.427	12.479

No.	Date	Time	TLAB	AVG	SD	MIN	MAX
761	10/11/2008	09:30:00	31.3	8.688	1.809	3.459	12.479
762	10/11/2008	09:40:00	30.9	8.145	2.156	3.460	14.488
763	10/11/2008	09:50:00	30.8	7.453	1.538	2.464	12.483
764	10/11/2008	10:00:00	30.6	8.029	1.395	4.420	10.509
765	10/11/2008	10:10:00	30.4	8.616	1.598	5.474	12.485
766	10/11/2008	10:20:00	30.3	7.703	1.453	5.476	11.528
767	10/11/2008	10:30:00	30.4	7.587	1.255	5.478	11.528
768	10/11/2008	10:40:00	30.4	7.925	0.954	5.478	10.516
769	10/11/2008	10:50:00	30.7	8.496	0.904	7.451	10.516
770	10/11/2008	11:00:00	30.7	7.609	0.783	5.477	8.417
771	10/11/2008	11:10:00	30.7	6.975	1.335	4.428	9.554
772	10/11/2008	11:20:00	30.6	7.091	1.080	4.428	9.555
773	10/11/2008	11:30:00	30.6	3.926	1.771	1.510	6.445
774	11/11/2008	01:00:00	29.0	3.800	1.283	1.547	6.482
775	11/11/2008	01:10:00	29.3	4.910	1.436	2.503	7.491
776	11/11/2008	02:30:00	31.1	8.202	2.644	1.518	14.503
777	11/11/2008	02:40:00	31.0	7.240	2.183	1.514	11.528
778	11/11/2008	02:50:00	31.5	7.328	1.842	2.469	10.517
779	11/11/2008	03:00:00	31.6	12.103	3.118	6.433	19.486
780	11/11/2008	03:10:00	31.5	11.572	3.241	1.507	17.512
781	11/11/2008	03:20:00	31.6	16.279	4.056	9.546	30.420
782	11/11/2008	03:30:00	31.6	22.030	3.911	14.488	29.458
783	11/11/2008	03:40:00	31.8	24.645	4.505	15.499	33.438
784	11/11/2008	03:50:00	31.6	19.120	3.189	11.518	29.460
785	11/11/2008	04:00:00	31.7	15.674	2.596	11.518	24.427
786	11/11/2008	04:10:00	31.6	14.805	2.799	9.546	20.447
787	11/11/2008	04:20:00	31.7	15.660	2.495	8.405	20.443
788	11/11/2008	04:30:00	31.8	13.760	2.991	8.405	20.441
789	11/11/2008	04:40:00	31.6	14.452	3.723	8.405	26.436
790	11/11/2008	04:50:00	31.8	13.319	2.616	8.404	19.483
791	11/11/2008	05:00:00	31.9	12.455	3.577	6.429	23.466
792	11/11/2008	05:10:00	31.9	12.455	2.907	7.439	19.480
793	11/11/2008	05:20:00	31.6	12.025	2.441	6.427	16.463
794	11/11/2008	05:30:00	31.9	11.528	3.649	5.467	20.440
795	11/11/2008	05:40:00	32.0	10.259	3.089	4.418	20.439
796	11/11/2008	05:50:00	32.3	10.778	3.079	5.464	21.486
797	11/11/2008	06:00:00	32.6	9.216	2.970	1.496	15.496
798	11/11/2008	06:10:00	32.2	9.423	3.188	3.453	18.463
799	11/11/2008	06:20:00	32.3	12.742	3.396	6.423	21.485
800	11/11/2008	06:30:00	32.2	10.807	3.524	4.414	20.438
801	11/11/2008	06:50:00	32.7	11.896	4.588	5.460	23.457
802	11/11/2008	07:00:00	32.8	12.193	3.743	5.459	26.426
803	11/11/2008	07:10:00	32.6	10.415	3.629	3.451	19.472
804	11/11/2008	07:20:00	32.5	10.431	4.277	0.445	21.482
805	11/11/2008	08:00:00	32.6	7.833	2.882	2.450	14.478
806	11/11/2008	08:10:00	32.7	8.198	3.343	2.450	15.490
807	11/11/2008	08:20:00	33.0	8.087	3.548	1.490	16.448
808	11/11/2008	08:30:00	32.7	8.763	4.802	1.491	19.468
809	11/11/2008	08:40:00	32.9	8.810	4.083	2.451	19.470
810	11/11/2008	08:50:00	32.6	8.845	4.143	2.448	21.480
811	11/11/2008	09:00:00	32.7	8.330	3.781	2.448	20.428
812	11/11/2008	09:10:00	32.4	9.497	2.891	4.406	17.497
813	11/11/2008	09:20:00	32.3	9.490	2.841	3.446	17.497
814	11/11/2008	09:30:00	32.4	9.437	3.210	4.407	20.428
815	11/11/2008	09:40:00	32.3	9.531	3.738	2.452	18.459
816	11/11/2008	09:50:00	32.3	9.591	2.312	5.459	14.480
817	11/11/2008	10:00:00	32.0	10.740	3.178	5.460	17.501
818	11/11/2008	10:10:00	32.0	10.289	3.459	4.411	20.435
819	11/11/2008	10:20:00	32.0	9.548	2.651	5.462	18.460
820	11/11/2008	10:30:00	32.0	10.204	1.590	5.462	12.472

No.	Date	Time	TLAB	AVG	SD	MIN	MAX
821	11/11/2008	10:40:00	32.3	9.628	1.392	7.429	13.516
822	11/11/2008	10:50:00	32.9	10.155	1.661	6.413	13.513
823	11/11/2008	11:00:00	32.5	8.947	1.507	5.447	12.461
824	11/11/2008	11:10:00	32.7	8.917	1.510	4.396	11.498
825	11/11/2008	11:20:00	32.5	8.168	0.867	5.446	9.525
826	11/11/2008	11:30:00	32.6	7.929	0.943	5.446	9.524
827	11/11/2008	11:40:00	32.4	4.688	0.999	2.442	7.426
828	11/11/2008	11:50:00	32.4	2.599	0.852	1.483	4.407
829	11/11/2008	12:40:00	31.9	3.207	0.917	1.488	4.413
830	11/11/2008	12:50:00	31.8	2.238	1.270	0.441	4.413
831	11/11/2008	13:00:00	31.7	0.984	0.729	-0.518	2.455
832	11/11/2008	13:10:00	31.6	0.888	0.865	-0.515	2.456
833	12/11/2008	00:50:00	29.6	6.170	1.852	3.494	10.542
834	12/11/2008	01:00:00	29.6	4.818	1.974	2.494	13.557
835	12/11/2008	01:10:00	29.9	8.941	2.432	5.499	15.531
836	12/11/2008	01:20:00	30.3	12.745	2.343	7.472	19.506
837	12/11/2008	01:30:00	30.6	16.952	2.935	10.529	23.490
838	12/11/2008	01:40:00	30.8	17.036	3.286	8.423	24.450
839	12/11/2008	01:50:00	31.4	15.613	2.569	8.423	19.501
840	12/11/2008	02:00:00	31.5	20.067	4.991	10.514	30.427
841	12/11/2008	02:10:00	31.0	24.110	2.821	18.472	31.438
842	12/11/2008	02:20:00	31.4	27.514	3.672	19.485	36.362
843	12/11/2008	02:30:00	31.2	27.219	4.073	16.462	38.392
844	12/11/2008	02:40:00	31.7	18.729	5.279	6.431	28.415
845	12/11/2008	02:50:00	31.2	22.711	2.641	16.458	27.454
846	12/11/2008	03:00:00	31.7	21.018	3.224	14.489	30.420
847	12/11/2008	03:10:00	31.3	19.991	3.770	11.518	29.457
848	12/11/2008	03:20:00	31.7	18.298	3.000	11.520	25.478
849	12/11/2008	03:30:00	31.9	11.281	3.579	1.505	20.443
850	12/11/2008	03:40:00	31.4	11.226	1.567	8.402	14.489
851	12/11/2008	03:50:00	31.7	10.622	2.615	5.471	18.469
852	12/11/2008	04:00:00	32.0	10.074	2.218	5.469	17.506
853	12/11/2008	04:10:00	32.2	10.659	2.076	6.425	14.486
854	12/11/2008	04:20:00	32.0	11.380	2.606	6.426	18.465
855	12/11/2008	04:30:00	32.2	11.208	3.537	4.416	22.447
856	12/11/2008	04:40:00	32.4	11.099	3.295	4.414	20.439
857	12/11/2008	04:50:00	32.4	11.384	3.208	2.455	18.462
858	12/11/2008	05:00:00	32.5	10.387	3.069	2.455	16.453
859	12/11/2008	05:10:00	32.5	11.417	2.984	5.461	18.463
860	12/11/2008	05:20:00	32.8	11.941	4.132	5.457	21.479
861	12/11/2008	05:30:00	32.5	11.857	4.590	7.427	32.374
862	12/11/2008	05:40:00	32.7	12.567	4.317	3.445	23.450
863	12/11/2008	05:50:00	32.6	10.649	3.000	6.415	21.477
864	12/11/2008	06:10:00	32.9	10.713	3.745	4.402	21.475
865	12/11/2008	06:20:00	33.1	10.068	2.809	4.402	17.493
866	12/11/2008	06:30:00	32.9	10.792	3.556	5.451	18.449
867	12/11/2008	06:40:00	33.4	9.394	3.750	1.482	18.448
868	12/11/2008	06:50:00	33.1	9.994	3.602	1.478	17.485
869	12/11/2008	07:20:00	33.3	10.806	4.072	4.389	23.435
870	12/11/2008	07:30:00	33.6	10.732	4.463	3.428	24.395
871	12/11/2008	07:40:00	33.3	10.171	3.729	5.436	23.434
872	12/11/2008	07:50:00	33.4	10.128	2.893	3.427	16.428
873	12/11/2008	08:00:00	33.6	10.186	3.292	2.422	19.446
874	12/11/2008	08:10:00	33.4	9.874	3.199	5.432	21.456
875	12/11/2008	08:20:00	33.3	11.237	2.907	5.433	19.446
876	12/11/2008	08:30:00	33.6	11.762	2.289	5.433	17.475
877	12/11/2008	08:40:00	33.6	12.255	2.682	7.404	22.416
878	12/11/2008	08:50:00	33.3	10.624	3.519	4.384	20.407
879	12/11/2008	09:00:00	33.5	10.456	3.121	5.433	18.436
880	12/11/2008	09:10:00	33.5	10.643	2.992	4.383	18.433

No.	Date	Time	TLAB	AVG	SD	MIN	MAX
881	12/11/2008	09:20:00	33.3	9.821	2.645	3.422	18.433
882	12/11/2008	09:30:00	33.1	9.771	2.789	4.383	16.427
883	12/11/2008	09:40:00	33.5	10.924	2.616	5.435	16.428
884	12/11/2008	09:50:00	33.1	10.309	2.353	6.395	16.429
885	12/11/2008	10:00:00	33.0	10.875	3.292	5.435	23.434
886	12/11/2008	10:10:00	33.1	10.733	3.235	7.409	23.434
887	12/11/2008	10:20:00	33.0	10.163	1.366	7.411	13.496
888	12/11/2008	10:30:00	33.0	10.744	1.956	7.410	17.480
889	12/11/2008	10:40:00	33.0	11.340	1.682	7.409	17.477
890	12/11/2008	10:50:00	33.0	11.711	1.201	10.468	16.429
891	12/11/2008	11:00:00	32.8	12.277	2.242	9.509	22.419
892	12/11/2008	11:10:00	32.8	12.965	2.116	8.370	18.437
893	12/11/2008	11:20:00	32.9	14.020	1.534	11.483	17.478
894	12/11/2008	11:30:00	32.5	14.758	1.829	10.471	19.452
895	12/11/2008	11:40:00	32.8	14.274	0.961	11.485	17.480
896	12/11/2008	11:50:00	32.8	14.238	1.906	10.475	20.417
897	12/11/2008	12:00:00	32.3	17.386	3.739	7.418	26.408
898	12/11/2008	12:10:00	32.4	14.813	3.168	8.378	24.399
899	12/11/2008	12:20:00	32.3	9.940	4.492	1.479	24.402
900	12/11/2008	12:30:00	32.0	3.811	1.691	1.482	9.526
901	12/11/2008	14:20:00	30.8	6.845	2.176	4.421	14.491
902	12/11/2008	14:30:00	30.8	4.104	0.775	2.463	5.479
903	12/11/2008	14:40:00	30.8	5.133	0.632	4.422	6.438
904	12/11/2008	14:50:00	30.8	5.502	0.566	4.422	6.438
905	12/11/2008	15:00:00	31.0	4.878	0.520	4.422	5.479
906	12/11/2008	19:30:00	28.6	6.099	1.625	3.499	9.582
907	12/11/2008	19:40:00	28.4	7.205	2.965	2.504	13.576
908	12/11/2008	19:50:00	28.3	8.483	1.444	4.470	12.528
909	12/11/2008	20:00:00	28.4	8.517	1.934	5.520	12.528
910	12/11/2008	20:10:00	28.7	9.022	1.692	5.519	12.527
911	12/11/2008	20:20:00	28.9	8.900	1.082	6.475	10.551
912	12/11/2008	20:30:00	29.7	8.445	0.971	6.463	10.541
913	12/11/2008	20:40:00	29.8	6.776	0.668	5.496	8.434
914	12/11/2008	20:50:00	29.9	6.212	0.955	4.446	8.431
915	12/11/2008	21:00:00	29.9	5.742	0.711	4.441	7.469
916	12/11/2008	21:10:00	29.9	5.112	0.842	3.481	7.467
917	12/11/2008	21:20:00	29.9	4.517	0.627	3.479	5.495
918	12/11/2008	21:30:00	29.7	3.592	0.938	1.525	6.453
919	13/11/2008	01:30:00	30.5	6.767	1.672	3.469	10.517
920	13/11/2008	01:40:00	30.5	8.843	1.553	5.481	11.532
921	13/11/2008	01:50:00	30.4	11.918	1.967	7.455	16.475
922	13/11/2008	02:00:00	30.7	12.240	2.090	7.457	16.476
923	13/11/2008	02:10:00	30.7	12.580	2.265	6.444	17.524
924	13/11/2008	02:20:00	30.8	13.294	2.445	8.417	20.455
925	13/11/2008	02:30:00	30.3	15.441	2.456	9.558	22.468
926	13/11/2008	02:40:00	30.4	17.391	2.062	12.495	22.473
927	13/11/2008	02:50:00	30.3	20.529	2.673	14.504	25.497
928	13/11/2008	03:00:00	30.4	17.685	2.861	11.537	22.473
929	13/11/2008	03:10:00	30.5	13.634	2.010	10.524	18.491
930	13/11/2008	03:20:00	30.6	14.548	2.267	9.562	20.464
931	13/11/2008	03:30:00	30.9	13.992	1.759	10.519	18.487
932	13/11/2008	03:40:00	31.1	12.406	3.396	3.475	21.506
933	13/11/2008	03:50:00	31.2	11.923	3.024	4.435	18.483
934	13/11/2008	04:00:00	31.6	11.165	3.155	3.474	18.484
935	13/11/2008	04:10:00	31.7	12.663	3.950	4.427	22.462
936	13/11/2008	04:20:00	31.7	12.883	3.278	4.426	20.448
937	13/11/2008	04:30:00	31.8	10.605	3.828	2.464	18.472
938	13/11/2008	04:40:00	32.1	11.041	2.818	2.464	17.511
939	13/11/2008	04:50:00	31.7	12.033	3.044	6.427	21.485
940	13/11/2008	05:00:00	32.0	12.201	3.131	5.468	21.490

No.	Date	Time	TLAB	AVG	SD	MIN	MAX
941	13/11/2008	05:10:00	32.1	12.467	3.435	6.425	19.477
942	13/11/2008	05:20:00	31.7	12.942	2.529	7.434	17.506
943	13/11/2008	05:30:00	31.7	13.860	2.708	8.397	21.486
944	13/11/2008	05:40:00	32.0	14.636	2.738	6.426	20.435
945	13/11/2008	05:50:00	32.0	14.123	2.738	8.394	19.477
946	13/11/2008	06:00:00	31.7	14.422	2.535	8.395	19.475
947	13/11/2008	06:10:00	31.7	14.156	2.457	8.391	19.469
948	13/11/2008	06:20:00	32.1	11.690	2.427	7.430	17.498
949	13/11/2008	06:30:00	32.3	11.345	3.212	5.453	17.498
950	13/11/2008	06:50:00	32.0	10.095	2.265	5.457	14.479
951	13/11/2008	07:00:00	32.3	9.722	2.828	3.449	15.491
952	13/11/2008	07:10:00	32.4	8.826	1.862	4.409	12.468
953	13/11/2008	07:20:00	32.3	9.413	2.238	5.456	16.450
954	13/11/2008	07:30:00	32.4	11.651	1.860	6.416	15.490
955	13/11/2008	07:40:00	32.6	12.269	1.279	9.527	14.475
956	13/11/2008	07:50:00	32.6	11.039	1.560	7.426	13.513
957	13/11/2008	08:00:00	32.4	12.058	2.009	6.413	16.445
958	13/11/2008	08:10:00	32.4	12.177	1.517	8.386	15.485
959	13/11/2008	08:20:00	32.6	11.954	1.668	7.424	15.483
960	13/11/2008	08:30:00	32.2	11.336	2.017	7.424	17.492
961	13/11/2008	08:40:00	32.5	11.748	1.530	9.525	15.486
962	13/11/2008	08:50:00	32.6	12.095	2.399	5.451	16.444
963	13/11/2008	09:00:00	32.6	12.320	1.928	4.401	15.483
964	13/11/2008	09:10:00	32.4	12.646	1.401	9.523	15.481
965	13/11/2008	09:20:00	32.3	13.526	1.812	10.485	17.495
966	13/11/2008	09:30:00	32.3	14.124	2.190	8.386	18.453
967	13/11/2008	09:40:00	32.1	14.947	2.491	8.385	20.426
968	13/11/2008	09:50:00	32.1	14.603	1.490	10.487	17.492
969	13/11/2008	10:00:00	31.8	14.186	2.444	6.413	18.452
970	13/11/2008	10:10:00	31.8	16.420	1.634	13.508	19.466
971	13/11/2008	10:20:00	31.7	17.348	2.078	14.471	23.450
972	13/11/2008	10:30:00	31.6	16.577	1.426	13.512	21.479
973	13/11/2008	10:40:00	31.5	18.110	1.975	14.473	25.464
974	13/11/2008	10:50:00	31.5	19.146	2.661	11.504	24.415
975	13/11/2008	11:00:00	31.4	16.262	1.693	10.491	21.481
976	13/11/2008	11:10:00	31.6	15.036	2.588	10.491	22.441
977	13/11/2008	11:20:00	31.5	11.535	0.779	9.531	13.517
978	13/11/2008	11:30:00	31.6	11.057	1.686	6.419	14.477
979	13/11/2008	11:40:00	31.4	11.758	2.037	7.434	15.492
980	13/11/2008	11:50:00	31.4	11.831	2.309	4.412	16.455
981	13/11/2008	12:00:00	31.6	9.701	1.480	6.421	14.477
982	14/11/2008	00:40:00	32.5	5.630	2.116	1.514	9.555
983	14/11/2008	00:50:00	32.0	7.978	2.857	3.466	14.490
984	14/11/2008	01:00:00	31.6	13.852	3.719	5.473	19.486
985	14/11/2008	01:10:00	30.5	20.812	2.713	13.526	25.483
986	14/11/2008	01:20:00	30.6	25.439	2.774	19.489	32.403
987	14/11/2008	01:30:00	30.8	31.450	3.582	23.477	37.436
988	14/11/2008	01:40:00	30.8	27.161	2.613	23.479	35.427
989	14/11/2008	01:50:00	31.1	27.075	1.996	22.461	32.404
990	14/11/2008	02:00:00	31.2	25.480	2.728	21.497	33.442
991	14/11/2008	02:10:00	30.9	27.339	2.766	19.488	33.445
992	14/11/2008	02:20:00	31.3	28.920	2.859	23.467	35.434
993	14/11/2008	02:30:00	31.7	27.792	1.943	23.463	32.393
994	14/11/2008	02:40:00	31.5	26.938	2.576	20.438	32.390
995	14/11/2008	02:50:00	31.8	29.181	3.300	21.490	37.418
996	14/11/2008	03:00:00	32.0	29.413	2.857	21.486	35.398
997	14/11/2008	03:10:00	31.6	32.271	2.816	25.466	37.437
998	14/11/2008	03:20:00	31.9	31.695	2.858	25.469	38.385
999	14/11/2008	03:30:00	32.2	30.135	2.373	25.465	36.369
1000	14/11/2008	03:40:00	31.8	31.303	2.432	26.425	36.377

No.	Date	Time	TLAB	AVG	SD	MIN	MAX
1001	14/11/2008	03:50:00	32.0	31.573	2.644	25.466	36.377
1002	14/11/2008	04:00:00	31.9	34.255	2.394	30.387	40.359
1003	14/11/2008	04:10:00	32.2	34.097	2.609	28.391	39.393
1004	14/11/2008	04:20:00	32.3	32.752	2.380	26.423	37.411
1005	14/11/2008	04:30:00	32.4	23.785	3.633	16.447	31.422
1006	14/11/2008	04:40:00	32.1	16.158	3.265	9.535	25.468
1007	14/11/2008	04:50:00	32.2	17.625	3.807	10.492	24.414
1008	14/11/2008	05:00:00	32.2	18.910	2.845	13.512	24.414
1009	14/11/2008	05:10:00	32.3	18.408	3.155	13.510	24.410
1010	14/11/2008	05:20:00	32.4	17.978	2.648	13.511	23.450
1011	14/11/2008	05:30:00	32.5	16.317	2.760	10.488	22.438
1012	14/11/2008	05:40:00	32.4	14.492	1.852	10.487	20.427
1013	14/11/2008	05:50:00	32.6	12.962	2.577	7.428	18.458
1014	14/11/2008	06:00:00	32.6	10.301	2.867	4.402	17.492
1015	14/11/2008	06:10:00	32.4	10.563	2.524	5.451	16.445
1016	14/11/2008	06:20:00	32.0	9.267	2.477	5.452	15.486
1017	14/11/2008	06:30:00	31.9	10.627	1.837	7.430	15.490
1018	14/11/2008	06:40:00	32.0	10.319	2.767	6.419	18.460
1019	14/11/2008	06:50:00	31.8	9.747	1.657	5.458	14.476
1020	14/11/2008	07:00:00	31.9	10.396	1.803	7.432	15.493
1021	14/11/2008	07:10:00	31.7	8.724	2.099	5.462	16.453
1022	14/11/2008	07:20:00	31.5	9.369	1.999	6.421	13.523
1023	14/11/2008	07:30:00	31.3	9.844	2.070	5.464	13.525
1024	14/11/2008	07:40:00	31.2	10.287	2.658	6.427	16.461
1025	14/11/2008	07:50:00	31.1	10.090	2.381	4.425	15.509
1026	14/11/2008	08:00:00	31.1	9.767	2.523	4.425	16.464
1027	14/11/2008	08:10:00	31.0	10.453	2.074	7.445	18.471
1028	14/11/2008	08:20:00	31.0	11.397	2.987	6.433	20.447
1029	14/11/2008	08:30:00	30.8	10.060	2.030	6.436	14.497
1030	14/11/2008	08:40:00	30.9	9.212	2.414	4.424	14.495
1031	14/11/2008	08:50:00	30.8	8.500	2.937	2.466	14.494
1032	14/11/2008	09:00:00	30.8	9.788	1.625	7.447	14.494
1033	14/11/2008	09:10:00	30.8	11.269	2.129	7.446	16.465
1034	14/11/2008	09:20:00	30.9	9.991	2.123	5.472	13.531
1035	14/11/2008	09:30:00	31.0	9.682	1.610	5.469	12.480
1036	14/11/2008	09:40:00	31.0	9.002	1.843	4.418	12.479
1037	14/11/2008	09:50:00	31.1	9.075	1.632	5.467	13.527
1038	14/11/2008	10:00:00	31.4	8.497	2.585	1.497	12.474
1039	14/11/2008	10:10:00	31.4	7.771	4.230	-3.549	16.455
1040	14/11/2008	10:20:00	31.3	8.997	4.283	1.496	18.464
1041	14/11/2008	10:30:00	30.7	9.446	1.983	3.454	13.526
1042	14/11/2008	10:40:00	30.0	9.990	3.465	5.481	20.447
1043	14/11/2008	10:50:00	30.2	8.369	1.424	5.481	11.531
1044	14/11/2008	11:20:00	28.5	9.303	2.065	4.447	12.516
1045	14/11/2008	11:30:00	28.4	10.671	1.599	6.470	15.538
1046	14/11/2008	11:50:00	28.2	5.787	1.389	2.508	8.456
1047	14/11/2008	12:00:00	28.3	5.756	0.865	4.473	8.462
1048	14/11/2008	12:10:00	28.5	6.251	0.800	4.474	7.501
1049	14/11/2008	12:20:00	28.6	6.542	0.710	5.517	7.497
1050	14/11/2008	12:30:00	29.1	6.044	0.798	4.460	7.494
1051	14/11/2008	12:40:00	29.2	5.690	0.595	4.456	6.475
1052	14/11/2008	12:50:00	29.0	5.484	0.799	3.494	7.480
1053	14/11/2008	13:00:00	28.7	6.492	0.660	5.502	7.481
1054	14/11/2008	13:10:00	29.0	6.227	0.588	4.455	7.482
1055	14/11/2008	13:20:00	29.4	5.306	0.901	2.495	6.470
1056	14/11/2008	13:30:00	29.4	4.049	0.950	1.534	5.507
1057	14/11/2008	13:40:00	29.2	3.474	1.169	1.534	6.467
1058	14/11/2008	13:50:00	29.1	3.353	0.770	1.533	4.458
1059	15/11/2008	02:10:00	29.4	5.601	1.957	2.502	9.586
1060	15/11/2008	02:20:00	29.7	8.653	3.328	1.539	15.534

No.	Date	Time	TLAB	AVG	SD	MIN	MAX
1061	15/11/2008	02:30:00	30.3	12.138	5.040	3.489	23.496
1062	15/11/2008	02:40:00	30.4	11.658	2.560	6.458	18.498
1063	15/11/2008	02:50:00	30.7	12.184	3.452	5.490	19.507
1064	15/11/2008	03:00:00	30.2	12.124	2.972	6.453	21.510
1065	15/11/2008	03:10:00	30.3	12.435	2.167	7.462	18.487
1066	15/11/2008	03:20:00	30.3	15.380	3.146	10.522	24.444
1067	15/11/2008	03:30:00	30.8	15.803	3.208	9.561	23.486
1068	15/11/2008	03:40:00	30.4	14.338	2.855	8.425	21.512
1069	15/11/2008	03:50:00	30.5	13.999	2.615	7.465	20.468
1070	15/11/2008	04:00:00	30.6	14.574	2.184	9.565	19.505
1071	15/11/2008	04:10:00	30.8	13.932	3.373	8.422	21.514
1072	15/11/2008	04:20:00	30.4	11.218	2.645	7.465	17.531
1073	15/11/2008	04:30:00	30.7	11.376	2.595	6.450	16.482
1074	15/11/2008	04:40:00	30.9	11.034	3.044	6.446	19.499
1075	15/11/2008	04:50:00	30.9	11.562	1.949	7.457	15.518
1076	15/11/2008	05:00:00	30.6	11.885	2.524	7.456	17.529
1077	15/11/2008	05:10:00	30.4	12.258	3.083	5.485	20.458
1078	15/11/2008	05:20:00	30.6	12.510	2.138	9.557	17.525
1079	15/11/2008	05:30:00	30.6	12.495	2.162	9.558	17.528
1080	15/11/2008	05:40:00	30.8	13.417	1.934	8.416	17.525
1081	15/11/2008	05:50:00	30.7	12.162	2.282	6.442	16.476
1082	15/11/2008	06:00:00	30.8	12.043	3.174	6.443	19.496
1083	15/11/2008	06:10:00	30.8	13.191	3.103	6.443	22.462
1084	15/11/2008	06:20:00	30.9	13.014	3.458	7.456	22.465
1085	15/11/2008	06:30:00	31.1	12.192	2.912	6.441	18.481
1086	15/11/2008	06:40:00	30.9	10.173	2.642	5.481	15.513
1087	15/11/2008	06:50:00	30.9	11.056	2.292	4.434	18.483
1088	15/11/2008	07:00:00	30.8	10.779	2.030	7.459	15.514
1089	15/11/2008	07:10:00	30.7	9.727	2.327	4.435	17.523
1090	15/11/2008	07:20:00	30.7	10.668	2.319	5.484	16.476
1091	15/11/2008	07:30:00	30.9	8.566	1.608	5.483	11.534
1092	15/11/2008	07:40:00	30.8	10.276	2.077	5.480	15.513
1093	15/11/2008	07:50:00	31.4	9.826	1.784	6.440	14.498
1094	15/11/2008	08:00:00	31.2	10.924	2.707	4.430	16.470
1095	15/11/2008	08:10:00	31.7	9.374	2.651	3.466	16.467
1096	15/11/2008	08:20:00	31.4	9.883	2.575	6.435	20.449
1097	15/11/2008	08:30:00	31.4	10.079	2.239	6.433	17.514
1098	15/11/2008	08:40:00	31.6	9.464	2.166	4.423	15.507
1099	15/11/2008	08:50:00	31.8	10.272	2.006	5.469	17.515
1100	15/11/2008	09:00:00	31.8	9.605	2.234	5.469	15.503
1101	15/11/2008	09:10:00	31.0	10.416	2.164	7.442	16.463
1102	15/11/2008	09:20:00	31.3	10.543	1.944	7.448	16.466
1103	15/11/2008	09:30:00	31.3	9.692	2.249	4.425	13.535
1104	15/11/2008	09:40:00	31.1	10.963	1.971	6.434	14.494
1105	15/11/2008	09:50:00	30.9	11.241	1.741	8.407	16.465
1106	15/11/2008	10:00:00	30.8	10.995	1.922	6.438	15.506
1107	15/11/2008	10:10:00	30.6	11.348	2.462	7.453	18.479
1108	15/11/2008	10:20:00	30.7	10.534	1.852	7.453	15.514
1109	15/11/2008	10:30:00	30.4	11.290	2.213	7.453	16.473
1110	15/11/2008	10:40:00	30.3	10.655	1.314	8.414	13.542
1111	15/11/2008	10:50:00	30.3	11.821	2.010	8.415	16.474
1112	15/11/2008	11:00:00	30.3	11.421	2.095	7.452	16.471
1113	15/11/2008	11:10:00	30.4	10.836	1.371	8.411	15.510
1114	15/11/2008	11:20:00	30.6	11.707	1.633	7.451	14.496
1115	15/11/2008	11:30:00	30.9	11.317	1.047	9.546	13.534
1116	15/11/2008	11:50:00	30.3	10.938	2.731	4.427	15.510
1117	16/11/2008	01:40:00	29.7	4.939	2.076	1.530	11.547
1118	16/11/2008	01:50:00	30.1	6.687	2.555	2.485	13.549
1119	16/11/2008	02:00:00	30.3	7.420	2.486	1.522	14.508
1120	16/11/2008	02:10:00	30.4	9.304	4.135	3.478	22.469

No.	Date	Time	TLAB	AVG	SD	MIN	MAX
1121	16/11/2008	02:30:00	30.6	12.237	2.162	6.443	15.517
1122	16/11/2008	02:40:00	30.5	12.489	3.836	3.472	19.494
1123	16/11/2008	02:50:00	30.3	14.382	4.118	2.476	22.465
1124	16/11/2008	03:00:00	30.8	17.232	2.948	11.528	23.479
1125	16/11/2008	03:10:00	31.0	19.189	2.527	13.532	24.434
1126	16/11/2008	03:20:00	31.1	18.172	4.273	5.477	29.452
1127	16/11/2008	03:30:00	31.3	18.670	3.503	11.519	27.453
1128	16/11/2008	03:40:00	31.2	18.566	4.101	8.407	29.458
1129	16/11/2008	03:50:00	31.6	16.919	3.081	9.542	25.473
1130	16/11/2008	04:00:00	31.3	16.713	3.870	9.543	26.436
1131	16/11/2008	04:10:00	31.7	17.815	3.533	8.402	23.464
1132	16/11/2008	04:20:00	31.4	18.885	3.616	9.539	25.472
1133	16/11/2008	04:30:00	31.4	18.769	2.828	11.514	24.426
1134	16/11/2008	04:40:00	31.5	19.499	2.583	14.484	26.435
1135	16/11/2008	04:50:00	31.3	19.957	2.621	14.484	27.445
1136	16/11/2008	05:00:00	31.6	20.101	2.809	13.526	28.409
1137	16/11/2008	05:10:00	31.6	19.401	3.278	11.516	28.407
1138	16/11/2008	05:20:00	31.5	19.746	3.970	12.477	30.419
1139	16/11/2008	05:30:00	31.8	18.700	3.656	10.505	26.437
1140	16/11/2008	05:40:00	31.9	15.368	2.830	11.514	22.451
1141	16/11/2008	05:50:00	32.2	13.646	3.236	7.442	20.441
1142	16/11/2008	06:00:00	31.9	12.097	3.850	5.469	22.448
1143	16/11/2008	06:10:00	32.1	11.094	2.694	3.458	16.459
1144	16/11/2008	06:20:00	32.1	10.593	3.449	4.416	19.479
1145	16/11/2008	06:30:00	32.0	11.035	3.316	4.415	17.502
1146	16/11/2008	06:40:00	32.0	10.149	3.776	2.459	19.479
1147	16/11/2008	06:50:00	32.0	10.681	3.871	1.497	22.447
1148	16/11/2008	07:00:00	31.9	9.812	2.948	4.413	16.456
1149	16/11/2008	07:10:00	31.9	10.142	3.358	2.456	18.462
1150	16/11/2008	07:20:00	31.9	9.877	2.437	5.464	17.502
1151	16/11/2008	07:30:00	31.6	10.132	2.248	6.422	15.495
1152	16/11/2008	07:40:00	31.7	9.321	2.034	4.416	14.464
1153	16/11/2008	07:50:00	31.6	9.857	1.866	5.467	14.486
1154	16/11/2008	08:00:00	31.5	10.720	2.056	6.425	16.458
1155	16/11/2008	08:10:00	31.7	10.163	1.535	7.439	16.458
1156	16/11/2008	08:20:00	31.6	10.593	2.542	5.463	17.503
1157	16/11/2008	08:30:00	31.7	10.344	2.552	5.463	16.455
1158	16/11/2008	08:40:00	31.8	9.538	1.567	4.412	12.472
1159	16/11/2008	08:50:00	31.8	10.679	2.221	7.432	17.500
1160	16/11/2008	09:00:00	31.6	11.333	1.921	8.391	16.451
1161	16/11/2008	09:10:00	31.8	9.641	2.319	5.459	14.480
1162	16/11/2008	09:20:00	31.8	10.599	2.465	6.419	17.500
1163	16/11/2008	09:30:00	32.0	9.664	2.353	4.409	16.452
1164	16/11/2008	09:40:00	31.8	9.896	1.585	6.415	12.467
1165	16/11/2008	09:50:00	31.6	11.805	2.752	7.431	18.459
1166	16/11/2008	10:00:00	31.8	9.586	1.408	5.460	12.471
1167	16/11/2008	10:10:00	31.5	13.637	8.537	6.421	44.428
1168	16/11/2008	10:20:00	31.4	8.848	2.220	4.413	14.479
1169	16/11/2008	10:30:00	31.5	10.473	2.181	7.435	19.476
1170	16/11/2008	10:40:00	31.2	8.379	0.946	6.423	10.500
1171	16/11/2008	10:50:00	31.5	9.743	1.117	7.437	13.525
1172	16/11/2008	11:00:00	31.2	8.958	1.033	7.436	11.514
1173	16/11/2008	11:10:00	31.2	9.304	1.127	7.435	11.514
1174	16/11/2008	11:20:00	31.6	9.031	1.406	6.420	13.519
1175	16/11/2008	11:30:00	31.8	7.574	1.083	5.459	9.538
1176	16/11/2008	11:40:00	31.8	6.218	1.222	4.411	9.537
1177	16/11/2008	11:50:00	31.6	4.470	0.798	2.453	6.424
1178	16/11/2008	12:00:00	31.4	4.282	0.674	3.452	6.427
1179	16/11/2008	13:10:00	29.9	5.402	1.488	2.478	8.426
1180	16/11/2008	13:30:00	30.3	6.208	0.900	4.431	8.417

No.	Date	Time	TLAB	AVG	SD	MIN	MAX
1181	16/11/2008	13:40:00	30.2	5.857	0.963	4.430	7.459
1182	16/11/2008	13:50:00	30.1	7.338	2.245	2.471	13.539
1183	16/11/2008	14:00:00	30.3	8.398	2.245	2.470	12.493
1184	16/11/2008	14:10:00	29.9	7.547	1.041	5.481	10.518
1185	16/11/2008	14:20:00	30.3	7.738	0.657	6.440	8.421
1186	16/11/2008	14:30:00	30.4	8.194	0.900	6.440	10.519
1187	16/11/2008	14:40:00	30.6	7.638	0.827	5.480	9.558
1188	16/11/2008	17:00:00	28.8	4.031	1.504	1.529	7.477
1189	16/11/2008	17:10:00	29.4	8.389	3.120	4.446	16.494
1190	16/11/2008	17:20:00	29.5	5.893	1.351	3.486	8.433
1191	16/11/2008	17:30:00	27.5	8.316	3.481	3.487	17.541
1192	16/11/2008	17:50:00	27.5	7.542	3.001	2.516	16.521
1193	16/11/2008	18:00:00	27.6	8.974	2.481	4.476	14.545
1194	16/11/2008	18:10:00	28.2	10.499	1.946	6.486	14.549
1195	16/11/2008	18:30:00	28.4	9.638	0.763	8.449	11.566
1196	16/11/2008	18:40:00	28.1	9.376	0.635	7.489	10.555
1197	16/11/2008	18:50:00	27.9	8.181	0.584	7.488	9.595
1198	16/11/2008	19:00:00	27.9	8.633	0.891	6.479	10.558
1199	16/11/2008	19:10:00	27.7	9.281	0.832	7.492	10.558
1200	16/11/2008	19:20:00	27.3	9.255	1.069	6.485	11.572
1201	16/11/2008	19:30:00	27.2	9.390	0.987	4.476	10.564
1202	16/11/2008	19:40:00	27.4	9.340	0.680	7.500	10.563
1203	16/11/2008	19:50:00	27.6	8.195	1.288	2.518	10.560
1204	16/11/2008	20:10:00	27.5	8.293	1.103	6.484	10.560
1205	16/11/2008	20:20:00	27.3	6.967	1.459	2.519	8.467
1206	16/11/2008	20:30:00	27.1	7.584	0.640	6.488	8.469
1207	16/11/2008	20:40:00	27.3	6.175	0.861	4.482	7.509
1208	16/11/2008	20:50:00	27.0	5.183	0.815	2.525	6.496
1209	16/11/2008	21:10:00	27.0	5.409	0.589	4.484	6.499
1210	16/11/2008	21:20:00	27.2	6.565	0.623	5.532	7.512
1211	16/11/2008	21:30:00	26.9	6.068	0.474	5.532	6.498
1212	16/11/2008	21:40:00	27.0	5.929	0.546	4.482	7.512
1213	16/11/2008	21:50:00	27.0	4.814	0.517	3.522	5.540
1214	16/11/2008	22:00:00	27.1	4.623	0.562	3.525	5.540
1215	16/11/2008	22:10:00	27.2	4.387	0.564	2.524	5.540
1216	20/11/2008	04:20:00	32.1	25.131	2.280	21.432	30.358
1217	20/11/2008	04:40:00	32.1	18.927	1.802	15.488	23.457
1218	20/11/2008	04:50:00	31.6	17.840	2.177	13.516	23.457
1219	20/11/2008	05:00:00	32.0	16.171	1.856	12.469	20.436
1220	20/11/2008	05:10:00	32.0	16.874	2.674	10.495	25.465
1221	20/11/2008	05:20:00	31.8	17.823	4.819	11.506	34.378
1222	20/11/2008	05:30:00	31.9	17.289	2.626	11.504	22.438
1223	20/11/2008	05:40:00	31.9	17.601	4.827	9.532	31.419
1224	20/11/2008	05:50:00	32.0	17.900	3.315	13.513	28.397
1225	20/11/2008	06:00:00	32.0	19.902	2.800	13.515	27.436
1226	20/11/2008	06:10:00	32.0	17.240	3.178	10.493	25.465
1227	20/11/2008	06:20:00	32.1	18.695	2.881	14.473	27.436
1228	20/11/2008	06:30:00	32.2	20.073	2.391	15.486	25.462
1229	20/11/2008	06:40:00	32.1	20.836	2.075	16.446	24.415
1230	20/11/2008	06:50:00	32.0	22.470	2.907	15.486	30.406
1231	20/11/2008	07:00:00	32.0	23.209	2.592	17.495	30.405
1232	20/11/2008	07:10:00	32.2	24.606	3.062	19.467	34.399
1233	20/11/2008	07:20:00	32.3	24.202	2.056	19.466	28.398
1234	20/11/2008	07:30:00	32.3	22.861	1.702	18.452	27.434
1235	20/11/2008	07:40:00	32.3	20.383	2.802	13.508	25.459
1236	20/11/2008	07:50:00	32.0	16.248	2.410	12.460	22.438
1237	20/11/2008	08:00:00	32.0	15.713	2.287	10.489	21.479
1238	20/11/2008	08:10:00	32.0	14.639	1.898	9.531	19.471
1239	20/11/2008	08:20:00	32.1	14.528	1.093	11.502	17.497
1240	20/11/2008	08:30:00	32.3	14.623	1.503	11.502	17.498

No.	Date	Time	TLAB	AVG	SD	MIN	MAX
1241	20/11/2008	08:40:00	32.3	14.122	1.925	11.500	21.476
1242	20/11/2008	08:50:00	32.3	14.143	3.291	9.526	28.393
1243	20/11/2008	09:00:00	32.4	13.752	1.825	10.486	18.456
1244	20/11/2008	09:10:00	32.3	13.095	1.723	9.525	16.445
1245	20/11/2008	09:20:00	32.3	12.828	1.281	11.496	17.493
1246	20/11/2008	09:30:00	32.4	12.267	1.211	10.483	15.482
1247	20/11/2008	09:40:00	32.3	12.898	1.384	10.483	17.489
1248	20/11/2008	09:50:00	32.3	12.185	1.550	7.421	15.483
1249	20/11/2008	10:00:00	32.2	12.040	1.299	8.383	16.442
1250	20/11/2008	10:10:00	32.2	10.411	1.821	7.421	14.467
1251	20/11/2008	10:20:00	32.4	10.866	1.416	7.422	15.479
1252	20/11/2008	10:30:00	32.3	9.768	1.242	7.421	13.508
1253	20/11/2008	10:40:00	32.6	11.882	2.453	6.407	20.422
1254	20/11/2008	10:50:00	32.2	10.379	1.689	7.422	14.470
1255	20/11/2008	11:00:00	32.4	8.827	0.942	7.421	10.487
1256	20/11/2008	11:10:00	32.2	10.034	1.126	7.421	12.459
1257	20/11/2008	11:20:00	32.4	8.658	1.731	5.448	13.507
1258	20/11/2008	11:30:00	32.1	9.095	1.161	7.422	11.501
1259	20/11/2008	11:40:00	32.1	6.559	1.737	2.443	10.488
1260	20/11/2008	12:40:00	31.3	3.608	1.085	1.493	6.426
1261	20/11/2008	12:50:00	31.1	3.250	1.047	1.496	5.470
1262	20/11/2008	13:50:00	30.5	3.833	1.125	1.508	6.441
1263	20/11/2008	14:00:00	30.5	3.622	0.952	1.509	5.482
1264	21/11/2008	01:20:00	31.5	7.069	1.755	3.464	10.513
1265	21/11/2008	01:30:00	31.7	9.400	2.038	3.466	14.495
1266	21/11/2008	01:40:00	31.8	9.015	3.040	2.464	15.503
1267	21/11/2008	01:50:00	31.7	8.297	2.895	1.502	16.460
1268	21/11/2008	02:00:00	31.5	10.472	4.063	1.500	18.464
1269	21/11/2008	02:10:00	31.1	19.628	3.720	12.473	26.430
1270	21/11/2008	02:20:00	31.3	25.859	4.447	16.457	40.352
1271	21/11/2008	02:30:00	31.3	37.279	3.992	26.429	45.491
1272	21/11/2008	02:40:00	31.2	36.944	3.918	27.447	43.485
1273	21/11/2008	02:50:00	31.3	32.779	3.759	26.436	41.518
1274	21/11/2008	03:00:00	31.5	22.210	5.137	12.482	36.379
1275	21/11/2008	03:10:00	31.5	20.281	4.566	12.482	31.436
1276	21/11/2008	03:20:00	31.6	18.103	4.220	11.521	30.423
1277	21/11/2008	03:30:00	31.7	19.887	2.802	14.489	27.455
1278	21/11/2008	03:40:00	31.7	17.487	2.803	11.517	24.424
1279	21/11/2008	03:50:00	32.0	17.393	2.679	11.515	23.463
1280	21/11/2008	04:00:00	32.0	17.988	2.956	12.474	25.471
1281	21/11/2008	04:10:00	32.1	18.005	2.784	13.517	25.467
1282	21/11/2008	04:20:00	32.2	17.502	2.071	14.475	23.453
1283	21/11/2008	04:30:00	32.1	18.077	2.505	12.472	22.450
1284	21/11/2008	04:40:00	32.1	16.164	2.035	10.498	20.437
1285	21/11/2008	04:50:00	32.3	16.413	1.995	12.471	20.439
1286	21/11/2008	05:00:00	32.2	16.199	2.538	9.535	20.435
1287	21/11/2008	05:10:00	32.4	15.810	3.262	9.532	24.419
1288	21/11/2008	05:20:00	32.7	15.152	2.579	9.531	23.455
1289	21/11/2008	05:30:00	32.5	15.794	2.659	10.487	23.449
1290	21/11/2008	05:40:00	32.4	13.299	2.422	7.426	18.452
1291	21/11/2008	05:50:00	32.5	13.872	1.472	11.499	17.495
1292	21/11/2008	06:00:00	32.0	15.243	2.439	9.526	19.467
1293	21/11/2008	06:10:00	32.4	14.671	2.485	9.526	21.473
1294	21/11/2008	06:20:00	32.5	14.095	2.068	9.521	18.448
1295	21/11/2008	06:30:00	32.6	13.708	1.847	10.479	18.446
1296	21/11/2008	06:40:00	32.0	13.531	2.513	5.444	20.419
1297	21/11/2008	06:50:00	32.2	13.181	1.684	10.481	16.439
1298	21/11/2008	07:00:00	32.2	13.425	2.267	9.519	18.448
1299	21/11/2008	07:10:00	32.4	13.925	2.452	10.479	21.467
1300	21/11/2008	07:20:00	32.3	11.828	1.916	8.379	16.439

No.	Date	Time	TLAB	AVG	SD	MIN	MAX
1301	21/11/2008	07:30:00	32.5	11.841	2.539	5.445	20.419
1302	21/11/2008	07:40:00	32.7	10.598	2.623	5.445	16.438
1303	21/11/2008	07:50:00	32.3	11.133	2.441	6.406	15.478
1304	21/11/2008	08:00:00	32.7	9.379	2.332	4.396	15.478
1305	21/11/2008	08:10:00	32.4	8.909	2.051	5.444	14.465
1306	21/11/2008	08:20:00	32.8	8.326	2.148	3.434	16.435
1307	21/11/2008	08:30:00	32.7	9.142	2.162	5.444	17.483
1308	21/11/2008	08:40:00	32.7	8.889	1.765	5.442	13.501
1309	21/11/2008	08:50:00	32.9	10.045	3.174	5.442	21.467
1310	21/11/2008	09:00:00	32.5	9.661	3.413	3.431	17.485
1311	21/11/2008	09:10:00	32.4	8.564	2.892	2.436	18.444
1312	21/11/2008	09:20:00	32.4	9.151	3.230	4.396	19.457
1313	21/11/2008	09:30:00	32.4	9.085	2.850	3.433	16.436
1314	21/11/2008	09:40:00	32.5	9.491	1.891	6.404	13.505
1315	21/11/2008	09:50:00	32.5	10.307	2.022	6.404	14.466
1316	21/11/2008	10:00:00	32.5	9.415	1.481	7.417	14.465
1317	21/11/2008	10:10:00	32.4	8.767	2.471	2.439	17.485
1318	21/11/2008	10:20:00	32.3	8.867	1.583	5.446	11.499
1319	21/11/2008	10:30:00	32.2	8.493	1.377	6.407	11.499
1320	21/11/2008	10:40:00	32.2	8.633	1.138	6.407	11.499
1321	21/11/2008	10:50:00	32.1	7.547	0.946	5.449	9.528
1322	21/11/2008	11:00:00	32.0	7.920	1.150	5.450	11.501
1323	21/11/2008	11:10:00	31.8	8.082	0.779	6.411	10.490
1324	21/11/2008	11:20:00	31.7	8.339	1.240	5.453	13.515
1325	21/11/2008	11:30:00	32.1	8.888	1.405	5.453	12.461
1326	21/11/2008	11:50:00	31.4	9.500	1.561	6.416	16.449
1327	21/11/2008	12:00:00	31.4	8.047	2.469	3.448	15.489
1328	21/11/2008	12:10:00	31.5	8.532	1.575	6.419	13.520
1329	21/11/2008	12:20:00	31.2	10.378	2.392	6.420	18.456
1330	21/11/2008	12:30:00	31.2	9.802	1.258	7.437	13.522
1331	21/11/2008	12:40:00	30.9	10.876	0.925	9.537	12.478
1332	21/11/2008	12:50:00	31.0	10.712	1.161	8.399	13.528
1333	21/11/2008	13:00:00	31.0	10.149	0.591	9.539	11.518
1334	21/11/2008	13:10:00	31.1	10.385	0.976	8.400	14.483
1335	21/11/2008	13:20:00	30.8	10.414	0.691	9.540	11.519
1336	21/11/2008	13:30:00	31.2	10.628	1.144	8.399	13.528
1337	21/11/2008	13:40:00	31.2	10.096	0.664	8.399	11.516
1338	21/11/2008	13:50:00	31.3	9.962	0.595	8.400	11.517
1339	21/11/2008	14:00:00	31.2	9.308	0.504	8.285	10.503
1340	21/11/2008	14:10:00	31.3	3.479	1.591	1.496	9.543
1341	22/11/2008	01:30:00	29.5	6.788	2.382	1.532	15.536
1342	22/11/2008	02:00:00	30.0	7.629	2.115	2.486	11.544
1343	22/11/2008	02:10:00	30.3	7.603	2.260	3.483	13.551
1344	22/11/2008	02:40:00	31.7	12.378	4.221	3.468	21.502
1345	22/11/2008	02:50:00	31.8	14.140	5.499	1.511	30.421
1346	22/11/2008	03:00:00	32.0	15.312	4.463	5.469	27.449
1347	22/11/2008	03:10:00	32.3	14.934	5.703	2.458	27.443
1348	22/11/2008	03:20:00	32.2	16.491	5.746	2.454	29.453
1349	22/11/2008	03:30:00	32.5	15.718	5.030	2.454	25.464
1350	22/11/2008	04:00:00	32.4	17.943	4.373	7.428	28.393
1351	22/11/2008	04:50:00	32.4	19.472	4.252	8.390	27.435
1352	22/11/2008	04:10:00	32.7	19.238	4.493	9.529	30.404
1353	22/11/2008	04:20:00	32.7	18.181	2.750	9.525	25.457
1354	22/11/2008	04:30:00	33.0	21.052	8.568	7.426	47.442
1355	22/11/2008	04:40:00	33.3	17.591	7.449	3.439	32.372
1356	22/11/2008	04:50:00	33.3	19.923	4.560	6.406	32.367
1357	22/11/2008	05:00:00	33.1	18.967	2.948	12.452	27.425
1358	22/11/2008	05:10:00	33.0	19.632	5.344	11.491	43.447
1359	22/11/2008	05:20:00	32.8	17.918	2.963	12.453	26.414
1360	22/11/2008	05:30:00	33.0	16.421	4.183	7.426	26.417

No.	Date	Time	TLAB	AVG	SD	MIN	MAX
1361	22/11/2008	05:40:00	33.0	15.861	3.811	7.424	22.436
1362	22/11/2008	05:50:00	33.3	14.666	3.397	9.523	24.406
1363	22/11/2008	06:00:00	33.4	14.396	3.640	6.406	25.452
1364	22/11/2008	06:10:00	33.3	14.480	5.439	7.418	31.407
1365	22/11/2008	06:20:00	33.4	15.313	4.748	6.406	27.425
1366	22/11/2008	06:30:00	33.7	12.444	4.267	5.442	23.438
1367	22/11/2008	06:40:00	33.6	11.316	3.459	5.440	21.464
1368	22/11/2008	06:50:00	33.2	10.479	4.148	3.434	19.457
1369	22/11/2008	07:00:00	33.4	10.663	3.728	1.478	20.417
1370	22/11/2008	07:10:00	33.2	11.630	3.825	4.395	20.418
1371	22/11/2008	07:20:00	33.2	10.612	3.342	4.395	18.443
1372	22/11/2008	07:30:00	33.2	11.151	2.928	6.403	20.417
1373	22/11/2008	07:40:00	33.5	10.854	3.480	5.443	19.457
1374	22/11/2008	07:50:00	33.5	11.847	5.600	2.436	31.404
1375	22/11/2008	08:00:00	33.5	11.486	3.215	4.394	19.458
1376	22/11/2008	08:10:00	33.6	11.425	3.678	5.442	20.418
1377	22/11/2008	08:20:00	33.3	12.604	3.374	3.435	22.429
1378	22/11/2008	08:30:00	33.4	11.599	3.592	3.435	23.442
1379	22/11/2008	08:40:00	33.5	11.210	3.429	4.393	18.442
1380	22/11/2008	08:50:00	33.7	10.356	4.287	0.427	21.463
1381	22/11/2008	09:00:00	33.4	12.237	4.266	4.391	22.422
1382	22/11/2008	09:10:00	33.5	9.761	2.963	1.474	18.440
1383	22/11/2008	09:20:00	33.3	11.482	3.121	4.394	18.443
1384	22/11/2008	09:30:00	33.0	11.160	2.861	4.395	17.433
1385	22/11/2008	09:40:00	32.9	10.875	3.206	4.398	20.420
1386	22/11/2008	09:50:00	32.9	11.257	2.650	5.447	16.441
1387	22/11/2008	10:00:00	32.7	11.633	2.265	5.446	16.439
1388	22/11/2008	10:10:00	32.8	10.751	4.008	3.437	24.400
1389	22/11/2008	10:20:00	32.5	10.885	2.462	7.419	16.440
1390	22/11/2008	10:30:00	32.5	11.381	2.006	7.418	15.476
1391	22/11/2008	10:40:00	32.7	11.253	1.595	6.404	14.466
1392	22/11/2008	10:50:00	32.4	11.003	0.905	9.517	13.505
1393	22/11/2008	11:00:00	32.7	10.481	0.750	8.376	12.454
1394	22/11/2008	11:10:00	32.9	10.892	1.180	8.375	13.503
1395	22/11/2008	11:20:00	32.9	8.666	2.475	4.394	13.503
1396	22/11/2008	11:50:00	32.4	4.632	1.031	3.434	7.424
1397	22/11/2008	12:00:00	32.2	5.603	0.706	4.398	6.416
1398	22/11/2008	12:10:00	32.0	3.075	1.042	1.482	5.457
1399	23/11/2008	00:00:00	30.0	3.212	1.079	1.537	5.510
1400	23/11/2008	00:10:00	30.8	5.170	1.888	1.534	10.539
1401	23/11/2008	00:20:00	31.6	6.782	2.377	2.487	12.502
1402	23/11/2008	00:30:00	32.0	8.549	2.079	3.479	13.542
1403	23/11/2008	00:40:00	32.5	10.614	2.129	6.441	15.511
1404	23/11/2008	00:50:00	32.3	12.507	3.504	2.465	21.498
1405	23/11/2008	01:00:00	32.0	10.501	2.109	6.431	15.503
1406	23/11/2008	01:10:00	32.1	9.556	1.562	6.429	13.528
1407	23/11/2008	01:20:00	32.0	10.160	1.094	6.428	12.480
1408	23/11/2008	01:30:00	32.0	9.511	1.614	6.426	12.477
1409	23/11/2008	01:40:00	32.3	10.171	2.116	3.454	14.485
1410	23/11/2008	01:50:00	31.9	10.980	1.116	7.436	14.485
1411	23/11/2008	02:00:00	32.3	10.831	1.761	7.434	16.456
1412	23/11/2008	02:10:00	32.2	11.287	2.908	4.412	19.475
1413	23/11/2008	02:20:00	32.6	12.274	3.129	8.395	20.436
1414	23/11/2008	02:30:00	32.0	11.858	2.056	8.396	17.500
1415	23/11/2008	02:40:00	32.6	11.422	2.072	7.435	16.454
1416	23/11/2008	02:50:00	32.9	11.411	2.363	5.456	18.458
1417	23/11/2008	03:00:00	32.4	11.161	3.307	6.416	23.453
1418	23/11/2008	03:10:00	33.1	12.131	3.232	5.457	22.439
1419	23/11/2008	03:20:00	32.9	12.075	3.616	6.413	21.477
1420	23/11/2008	03:30:00	32.7	11.833	2.794	6.414	18.454

No.	Date	Time	TLAB	AVG	SD	MIN	MAX
1421	23/11/2008	03:40:00	32.8	11.668	2.979	7.424	19.464
1422	23/11/2008	03:50:00	33.3	12.129	3.914	5.451	25.456
1423	23/11/2008	04:00:00	33.4	10.929	3.686	4.399	19.462
1424	23/11/2008	04:10:00	32.9	11.561	3.457	5.448	19.462
1425	23/11/2008	04:20:00	32.9	11.483	4.245	4.403	21.475
1426	23/11/2008	04:30:00	33.1	12.172	4.203	5.452	24.407
1427	23/11/2008	04:40:00	33.2	10.495	3.540	4.401	21.473
1428	23/11/2008	04:50:00	33.1	10.904	3.137	5.451	18.454
1429	23/11/2008	05:00:00	32.9	12.373	3.364	6.410	23.448
1430	23/11/2008	05:10:00	33.1	11.499	3.345	5.451	20.422
1431	23/11/2008	05:20:00	32.8	10.952	3.286	4.402	20.425
1432	23/11/2008	05:30:00	32.6	11.344	2.971	4.406	19.467
1433	23/11/2008	05:40:00	32.5	11.275	3.315	2.450	18.458
1434	23/11/2008	05:50:00	32.6	10.426	4.430	1.492	21.480
1435	23/11/2008	06:00:00	32.7	10.742	3.243	5.460	20.434
1436	23/11/2008	06:10:00	32.7	11.197	4.090	4.409	25.463
1437	23/11/2008	06:20:00	32.8	10.769	3.828	3.448	21.479
1438	23/11/2008	06:30:00	32.9	11.140	3.986	3.447	21.479
1439	23/11/2008	06:40:00	33.1	9.620	3.795	1.489	15.488
1440	23/11/2008	06:50:00	33.1	9.079	2.784	4.404	16.446
1441	23/11/2008	07:00:00	33.1	11.303	3.699	4.404	18.455
1442	23/11/2008	07:10:00	32.9	10.163	2.770	6.412	18.454
1443	23/11/2008	07:20:00	33.1	10.718	3.874	4.404	21.477
1444	23/11/2008	07:30:00	33.4	10.561	3.494	3.440	20.422
1445	23/11/2008	07:50:00	32.8	9.614	3.375	3.442	18.452
1446	23/11/2008	08:00:00	32.9	9.384	3.951	3.443	22.436
1447	23/11/2008	08:30:00	33.1	9.836	3.566	4.403	20.426
1448	23/11/2008	08:40:00	32.9	9.897	3.472	3.443	17.494
1449	23/11/2008	09:00:00	32.9	9.619	3.936	3.443	22.437
1450	23/11/2008	09:10:00	33.1	10.099	4.442	1.486	22.436
1451	23/11/2008	09:20:00	32.9	9.724	4.055	3.443	21.474
1452	23/11/2008	09:30:00	32.8	9.700	3.780	4.403	21.477
1453	23/11/2008	09:40:00	32.6	10.109	3.199	3.444	16.448
1454	23/11/2008	09:50:00	32.6	9.563	4.849	2.451	24.416
1455	23/11/2008	10:00:00	32.4	9.493	2.570	4.408	16.451
1456	23/11/2008	10:10:00	32.4	10.846	3.818	5.459	21.483
1457	23/11/2008	10:20:00	32.1	9.909	3.795	3.451	18.463
1458	23/11/2008	10:30:00	32.1	9.698	3.945	3.453	22.444
1459	23/11/2008	10:40:00	32.0	10.245	2.587	5.464	15.496
1460	23/11/2008	10:50:00	32.1	10.472	3.104	4.416	17.502
1461	23/11/2008	11:00:00	32.0	11.780	2.717	6.425	18.465
1462	23/11/2008	11:10:00	31.9	9.772	2.481	4.417	16.460
1463	23/11/2008	11:20:00	31.6	10.292	3.371	3.461	20.443
1464	23/11/2008	11:30:00	31.6	10.269	3.211	4.422	18.473
1465	23/11/2008	11:40:00	31.7	10.461	3.208	2.462	15.501
1466	23/11/2008	11:50:00	30.8	11.260	4.225	2.463	20.446
1467	23/11/2008	12:10:00	30.0	8.872	2.498	3.478	14.510
1468	23/11/2008	12:20:00	29.9	8.254	1.927	3.483	11.545
1469	23/11/2008	12:30:00	30.1	10.318	2.220	6.454	16.489
1470	23/11/2008	12:40:00	30.5	9.864	2.485	5.497	15.527
1471	23/11/2008	12:50:00	30.3	10.035	2.862	5.493	16.486
1472	23/11/2008	13:10:00	28.5	7.733	2.441	3.462	12.524
1473	23/11/2008	13:20:00	28.8	8.209	2.076	4.468	14.538
1474	23/11/2008	13:30:00	29.4	10.180	1.622	7.490	13.580
1475	23/11/2008	13:40:00	29.8	12.596	2.831	7.490	19.528
1476	23/11/2008	13:50:00	30.1	10.969	1.604	6.457	14.518
1477	23/11/2008	14:00:00	30.4	8.968	2.072	5.495	13.552
1478	23/11/2008	14:10:00	30.5	7.112	1.612	3.478	10.522
1479	23/11/2008	14:20:00	30.8	8.931	2.726	3.476	15.515
1480	23/11/2008	14:50:00	29.7	3.276	0.950	1.519	5.492

No.	Date	Time	TLAB	AVG	SD	MIN	MAX
1481	23/11/2008	15:00:00	29.6	3.109	1.157	1.521	5.493
1482	23/11/2008	17:40:00	28.5	2.456	0.721	1.538	3.504
1483	23/11/2008	17:50:00	28.3	3.072	0.727	1.541	4.466
1484	23/11/2008	18:00:00	28.5	4.498	1.221	1.542	7.488
1485	23/11/2008	18:10:00	28.9	4.929	0.971	2.503	6.477
1486	23/11/2008	18:20:00	28.8	4.338	1.148	2.501	7.488
1487	23/11/2008	18:30:00	29.0	4.686	1.058	2.498	6.470
1488	23/11/2008	18:40:00	29.2	5.405	1.621	2.497	11.552
1489	23/11/2008	18:50:00	29.0	4.694	1.714	1.535	9.582
1490	23/11/2008	19:10:00	28.5	6.045	1.070	3.498	8.444
1491	23/11/2008	19:20:00	28.1	7.583	2.429	2.499	10.549
1492	23/11/2008	19:30:00	28.7	10.255	0.904	7.481	12.518
1493	23/11/2008	19:40:00	28.0	7.297	1.363	4.462	11.556
1494	23/11/2008	19:50:00	27.8	5.598	0.837	4.464	7.490
1495	23/11/2008	20:00:00	27.8	5.017	0.524	4.469	5.524
1496	23/11/2008	20:10:00	27.5	5.595	0.596	4.470	6.490
1497	23/11/2008	20:20:00	27.6	5.275	1.212	2.516	6.490
1498	23/11/2008	21:10:00	28.0	3.497	0.832	1.553	5.525
1499	23/11/2008	21:20:00	27.8	5.250	0.699	3.511	6.486
1500	23/11/2008	21:30:00	27.8	4.183	0.738	2.513	5.527
1501	23/11/2008	21:40:00	28.0	3.050	0.585	1.552	4.477
1502	23/11/2008	21:50:00	27.8	2.695	0.656	1.553	4.478
1503	23/11/2008	22:00:00	27.8	2.643	0.652	1.554	4.477
1504	24/11/2008	01:20:00	29.2	4.450	1.785	2.505	10.548
1505	24/11/2008	01:30:00	29.5	5.146	1.619	1.542	8.446
1506	24/11/2008	01:40:00	30.0	5.965	1.312	3.494	8.441
1507	24/11/2008	01:50:00	29.6	9.390	1.912	5.501	13.562
1508	24/11/2008	02:00:00	30.1	12.213	2.060	7.474	19.514
1509	24/11/2008	02:10:00	30.0	12.370	3.319	7.471	21.522
1510	24/11/2008	02:20:00	30.4	14.614	3.302	9.569	24.449
1511	24/11/2008	02:30:00	30.5	14.726	3.227	7.465	21.514
1512	24/11/2008	02:40:00	30.6	13.964	1.785	10.523	18.487
1513	24/11/2008	02:50:00	30.6	17.163	2.214	12.494	21.512
1514	24/11/2008	03:00:00	30.9	15.297	2.990	6.447	22.471
1515	24/11/2008	03:10:00	30.8	13.384	2.903	5.484	18.485
1516	24/11/2008	03:20:00	31.1	12.429	1.718	7.457	16.474
1517	24/11/2008	03:30:00	31.1	14.709	2.829	6.442	20.456
1518	24/11/2008	03:40:00	31.3	15.512	2.421	8.407	20.450
1519	24/11/2008	03:50:00	31.3	16.233	2.319	10.508	20.450
1520	24/11/2008	04:00:00	31.0	21.536	2.683	14.491	28.414
1521	24/11/2008	04:10:00	31.0	22.419	2.730	15.504	27.455
1522	24/11/2008	04:20:00	31.1	22.779	1.845	18.472	26.441
1523	24/11/2008	04:30:00	31.2	22.362	2.125	15.501	26.437
1524	24/11/2008	04:40:00	31.4	19.614	2.256	14.487	24.428
1525	24/11/2008	04:50:00	31.2	17.545	3.936	9.547	28.408
1526	24/11/2008	05:00:00	31.3	16.114	2.716	11.520	22.456
1527	24/11/2008	05:10:00	31.8	16.454	2.977	9.543	26.438
1528	24/11/2008	05:20:00	31.8	15.125	2.695	9.542	21.494
1529	24/11/2008	05:30:00	31.6	14.597	2.592	8.403	19.485
1530	24/11/2008	05:40:00	31.9	13.629	2.736	8.402	21.490
1531	24/11/2008	05:50:00	32.0	12.274	2.802	7.440	20.442
1532	24/11/2008	06:00:00	31.8	11.662	1.863	7.443	17.508
1533	24/11/2008	06:10:00	31.8	12.260	3.414	6.429	20.442
1534	24/11/2008	06:20:00	32.2	11.707	2.709	5.466	16.460
1535	24/11/2008	06:30:00	32.2	11.589	2.695	7.436	19.477
1536	24/11/2008	06:40:00	32.0	11.476	2.196	5.462	16.457
1537	24/11/2008	06:50:00	32.4	11.245	3.847	4.414	23.458
1538	24/11/2008	07:00:00	32.3	11.943	3.727	6.423	23.459
1539	24/11/2008	07:10:00	32.0	10.918	4.186	4.418	24.423
1540	24/11/2008	07:20:00	32.1	10.769	2.937	5.465	17.506

No.	Date	Time	TLAB	AVG	SD	MIN	MAX
1541	24/11/2008	07:30:00	32.1	11.412	2.488	6.426	19.479
1542	24/11/2008	07:40:00	32.1	11.169	2.421	6.426	16.458
1543	24/11/2008	07:50:00	32.1	11.279	2.525	6.425	18.465
1544	24/11/2008	08:00:00	32.0	11.222	3.100	5.465	19.479
1545	24/11/2008	08:10:00	31.7	10.431	2.739	5.468	16.459
1546	24/11/2008	08:20:00	32.0	11.261	3.314	5.469	18.470
1547	24/11/2008	08:30:00	32.2	10.746	2.325	6.427	16.460
1548	24/11/2008	08:40:00	32.1	10.322	2.791	3.458	17.509
1549	24/11/2008	08:50:00	32.4	10.963	4.489	3.456	23.460
1550	24/11/2008	09:00:00	32.4	11.022	3.496	2.458	18.464
1551	24/11/2008	09:10:00	32.0	11.086	3.874	3.454	18.463
1552	24/11/2008	09:20:00	32.0	11.697	2.749	6.425	17.506
1553	24/11/2008	09:30:00	32.0	11.193	2.424	5.464	17.508
1554	24/11/2008	09:40:00	31.8	11.064	1.972	6.425	17.503
1555	24/11/2008	09:50:00	31.7	10.435	1.996	7.440	18.466
1556	24/11/2008	10:00:00	31.7	10.838	2.718	6.425	16.458
1557	24/11/2008	10:10:00	31.7	10.984	1.863	7.437	14.487
1558	24/11/2008	10:20:00	31.6	10.836	1.833	6.424	17.502
1559	24/11/2008	10:30:00	31.6	10.607	1.919	7.435	15.493
1560	24/11/2008	10:40:00	31.6	10.812	1.508	8.397	15.496
1561	24/11/2008	10:50:00	31.5	10.233	1.652	6.422	16.452
1562	24/11/2008	11:00:00	31.6	10.786	1.825	7.436	16.454
1563	24/11/2008	11:10:00	31.5	11.281	1.482	8.396	14.485
1564	24/11/2008	11:20:00	31.5	10.404	1.508	7.437	15.497
1565	24/11/2008	11:30:00	31.4	10.295	1.503	7.438	14.482
1566	24/11/2008	11:40:00	31.5	10.501	1.295	7.438	13.523
1567	24/11/2008	11:50:00	31.7	10.956	2.164	7.436	19.476
1568	24/11/2008	12:00:00	31.4	9.810	1.182	7.434	11.513
1569	24/11/2008	12:10:00	31.4	10.467	1.401	8.393	13.520
1570	24/11/2008	12:20:00	31.4	10.803	1.671	7.435	15.494
1571	24/11/2008	12:30:00	31.3	11.097	1.717	8.396	17.502
1572	24/11/2008	12:40:00	31.3	10.624	1.673	7.441	15.502
1573	24/11/2008	12:50:00	31.3	10.537	1.753	5.471	15.501
1574	24/11/2008	13:00:00	31.1	10.457	2.433	5.471	17.514
1575	24/11/2008	13:10:00	30.9	11.328	1.411	8.406	14.492
1576	24/11/2008	13:20:00	30.9	10.765	1.090	8.406	14.494
1577	24/11/2008	13:30:00	30.8	11.013	1.679	6.434	14.494
1578	24/11/2008	13:40:00	30.9	11.118	1.527	8.408	14.494
1579	24/11/2008	13:50:00	31.2	10.185	2.068	5.476	15.510
1580	24/11/2008	14:00:00	30.9	8.881	1.169	7.444	12.483
1581	24/11/2008	14:10:00	31.2	8.271	0.913	6.430	9.549
1582	24/11/2008	14:20:00	31.2	6.574	1.471	4.420	9.548
1583	24/11/2008	14:30:00	31.2	4.751	0.701	3.458	6.434
1584	24/11/2008	14:50:00	30.8	3.570	0.700	2.461	5.474
1585	24/11/2008	21:40:00	28.2	9.010	0.768	7.485	10.549
1586	24/11/2008	21:50:00	28.8	9.307	0.696	7.484	10.548
1587	24/11/2008	22:00:00	29.0	9.733	0.921	7.479	11.556
1588	24/11/2008	22:10:00	28.5	8.483	1.222	5.505	10.542
1589	24/11/2008	22:20:00	28.3	6.516	1.096	4.459	9.583
1590	24/11/2008	22:30:00	28.1	5.487	1.132	3.502	7.489
1591	24/11/2008	22:40:00	28.3	5.391	1.328	2.504	9.589
1592	24/11/2008	22:50:00	28.3	4.207	1.088	2.504	6.476
1593	24/11/2008	23:00:00	28.1	3.605	1.088	1.544	6.477
1594	25/11/2008	00:50:00	29.7	5.196	1.784	1.535	9.580
1595	25/11/2008	01:00:00	30.1	6.521	2.589	1.533	12.506
1596	25/11/2008	01:10:00	30.5	9.752	2.131	4.447	14.512
1597	25/11/2008	01:20:00	30.4	11.879	3.828	5.491	20.465
1598	25/11/2008	01:30:00	30.9	12.739	3.066	7.461	20.463
1599	25/11/2008	01:40:00	31.3	13.841	2.324	9.558	18.487
1600	25/11/2008	01:50:00	31.5	13.543	1.516	10.514	16.478

No.	Date	Time	TLAB	AVG	SD	MIN	MAX
1601	25/11/2008	02:10:00	32.0	13.751	2.129	7.451	18.475
1602	25/11/2008	02:20:00	31.3	15.113	2.935	11.520	22.457
1603	25/11/2008	02:30:00	31.4	12.649	2.028	7.449	16.468
1604	25/11/2008	02:40:00	31.7	13.523	2.117	9.546	18.473
1605	25/11/2008	02:50:00	31.6	14.019	2.464	8.406	19.483
1606	25/11/2008	03:00:00	31.6	14.899	1.521	11.518	19.484
1607	25/11/2008	03:10:00	31.0	13.775	1.894	10.501	20.440
1608	25/11/2008	03:20:00	30.0	9.217	2.069	5.478	14.494
1609	25/11/2008	03:30:00	29.7	10.951	3.392	5.486	18.491
1610	25/11/2008	03:40:00	30.3	11.417	1.991	7.466	15.528
1611	25/11/2008	03:50:00	30.4	11.800	2.412	6.456	16.487
1612	25/11/2008	04:00:00	30.1	12.082	2.563	7.468	17.536
1613	25/11/2008	04:10:00	30.5	11.877	2.109	8.427	17.534
1614	25/11/2008	04:20:00	30.5	12.006	3.422	5.491	20.465
1615	25/11/2008	04:30:00	30.7	12.252	2.777	6.450	18.491
1616	25/11/2008	04:40:00	30.6	11.990	2.834	6.447	17.526
1617	25/11/2008	04:50:00	30.7	12.692	2.242	6.446	17.526
1618	25/11/2008	05:00:00	31.0	12.424	2.490	7.456	19.493
1619	25/11/2008	05:10:00	31.2	12.136	2.273	7.457	17.524
1620	25/11/2008	05:20:00	31.3	12.552	2.823	7.452	18.484
1621	25/11/2008	05:30:00	31.5	12.480	2.831	7.447	17.520
1622	25/11/2008	05:40:00	31.4	11.882	3.224	5.474	22.456
1623	25/11/2008	05:50:00	31.9	11.882	3.257	6.431	20.445
1624	25/11/2008	06:00:00	31.9	12.000	3.129	5.469	23.466
1625	25/11/2008	06:10:00	32.0	11.708	2.397	6.426	16.461
1626	25/11/2008	06:20:00	32.0	12.241	3.077	7.438	21.489
1627	25/11/2008	06:30:00	31.9	14.370	4.168	6.427	26.430
1628	25/11/2008	06:40:00	32.1	15.390	2.668	9.541	22.445
1629	25/11/2008	06:50:00	31.7	14.023	3.567	7.437	24.420
1630	25/11/2008	07:00:00	31.6	11.779	2.124	7.442	17.506
1631	25/11/2008	07:10:00	31.6	12.762	2.445	8.402	18.469
1632	25/11/2008	07:20:00	31.7	12.455	1.376	9.540	15.499
1633	25/11/2008	07:30:00	31.3	12.422	1.545	8.400	15.498
1634	25/11/2008	07:40:00	30.9	12.236	3.413	3.458	21.494
1635	25/11/2008	07:50:00	30.2	12.237	2.072	8.415	19.492
1636	25/11/2008	08:00:00	30.1	11.821	1.785	8.419	17.524
1637	25/11/2008	08:10:00	30.3	11.803	1.380	8.423	14.509
1638	25/11/2008	08:20:00	30.5	12.492	1.185	10.521	15.522
1639	25/11/2008	08:30:00	30.6	12.508	0.906	10.521	14.510
1640	25/11/2008	08:40:00	30.6	12.986	1.979	9.558	16.479
1641	25/11/2008	08:50:00	30.4	12.775	1.514	9.553	16.471
1642	25/11/2008	09:00:00	30.4	13.060	1.367	10.512	16.472
1643	25/11/2008	09:10:00	30.4	12.568	1.338	10.512	16.470
1644	25/11/2008	09:20:00	30.6	12.379	1.565	8.412	16.470
1645	25/11/2008	09:30:00	30.4	11.764	1.114	9.549	14.498
1646	25/11/2008	09:40:00	30.4	10.531	2.346	3.466	14.496
1647	25/11/2008	09:50:00	30.2	10.398	2.388	1.508	14.494
1648	25/11/2008	10:00:00	29.9	10.830	4.819	4.433	24.439
1649	25/11/2008	10:10:00	29.7	11.510	1.300	9.558	14.505
1650	25/11/2008	10:20:00	30.2	11.022	1.626	8.417	14.507
1651	25/11/2008	10:30:00	30.1	9.053	1.293	6.443	11.534
1652	25/11/2008	10:40:00	30.1	9.420	2.428	5.487	15.518
1653	25/11/2008	10:50:00	30.1	7.528	1.948	2.478	11.539
1654	25/11/2008	11:00:00	29.7	5.674	1.328	3.475	8.423
1655	25/11/2008	11:10:00	29.4	4.344	1.629	1.520	7.462
1656	25/11/2008	11:20:00	29.3	4.410	1.188	1.525	7.468
1657	25/11/2008	11:40:00	28.9	3.320	0.822	1.527	4.454
1658	25/11/2008	17:20:00	29.6	9.592	2.057	6.453	13.554
1659	25/11/2008	17:30:00	29.6	10.145	1.077	7.466	12.503
1660	25/11/2008	17:40:00	29.5	11.843	0.926	10.524	14.510

No.	Date	Time	TLAB	AVG	SD	MIN	MAX
1661	25/11/2008	17:50:00	29.7	11.427	0.876	9.564	13.548
1662	25/11/2008	18:00:00	29.6	11.211	1.065	8.423	13.551
1663	25/11/2008	18:10:00	29.7	10.507	1.290	7.464	13.551
1664	25/11/2008	18:20:00	29.6	9.904	2.084	2.485	12.503
1665	25/11/2008	18:30:00	29.5	9.520	2.544	3.483	13.551
1666	25/11/2008	18:40:00	29.4	6.406	0.869	4.445	9.571
1667	25/11/2008	18:50:00	29.4	6.806	2.380	2.487	13.555
1668	25/11/2008	19:10:00	29.2	6.833	3.137	2.488	16.489
1669	25/11/2008	19:20:00	28.9	6.103	1.091	3.488	9.575
1670	25/11/2008	19:30:00	29.2	7.206	1.754	4.450	12.508
1671	25/11/2008	19:40:00	29.2	7.284	2.838	2.489	19.513
1672	25/11/2008	20:20:00	28.9	7.095	1.731	2.488	10.537
1673	25/11/2008	20:30:00	28.9	7.348	0.729	5.500	9.576
1674	25/11/2008	20:40:00	28.8	7.563	1.044	5.500	10.538
1675	25/11/2008	20:50:00	29.1	7.277	0.832	5.499	8.440
1676	25/11/2008	21:00:00	29.1	5.288	1.253	2.491	7.477
1677	25/11/2008	21:10:00	29.0	3.765	0.623	2.493	5.506
1678	25/11/2008	21:20:00	28.9	2.613	0.670	1.532	4.456
1679	25/11/2008	21:30:00	28.5	3.927	1.622	2.493	10.541
1680	25/11/2008	21:40:00	29.0	5.766	2.059	1.536	9.583
1681	25/11/2008	21:50:00	29.1	7.086	2.044	3.494	11.556
1682	25/11/2008	22:00:00	29.1	8.395	1.725	3.493	12.512
1683	25/11/2008	22:10:00	29.2	7.213	1.113	4.452	10.537
1684	25/11/2008	22:20:00	29.0	8.378	1.240	5.500	12.509
1685	25/11/2008	22:30:00	29.1	8.050	1.989	4.452	14.518
1686	26/11/2008	01:00:00	29.8	5.865	2.464	1.528	13.554
1687	26/11/2008	01:10:00	29.8	8.925	5.545	2.487	34.433
1688	26/11/2008	01:20:00	30.0	6.511	1.177	3.483	9.566
1689	26/11/2008	01:30:00	30.2	7.491	1.283	4.440	10.524
1690	26/11/2008	01:40:00	30.2	9.083	1.733	4.441	13.550
1691	26/11/2008	01:50:00	30.1	9.939	1.323	6.450	13.549
1692	26/11/2008	02:00:00	30.5	9.947	1.855	3.480	14.508
1693	26/11/2008	02:10:00	31.0	10.109	2.456	4.438	17.526
1694	26/11/2008	02:20:00	31.0	11.300	2.388	5.485	16.479
1695	26/11/2008	02:30:00	31.2	11.243	3.178	4.432	19.494
1696	26/11/2008	02:40:00	31.1	11.915	2.421	6.437	16.473
1697	26/11/2008	02:50:00	31.3	13.528	3.337	3.469	18.480
1698	26/11/2008	03:10:00	31.2	14.212	3.331	6.438	25.480
1699	26/11/2008	03:20:00	31.2	10.390	2.977	5.479	17.519
1700	26/11/2008	03:30:00	31.1	11.276	3.283	6.442	19.496
1701	26/11/2008	03:40:00	31.1	11.071	2.167	7.456	17.523
1702	26/11/2008	03:50:00	31.1	11.345	2.295	7.456	16.477
1703	26/11/2008	04:00:00	31.1	11.783	2.046	8.416	18.482
1704	26/11/2008	04:10:00	30.9	12.185	2.604	6.445	18.485
1705	26/11/2008	04:20:00	30.8	12.615	4.699	0.472	24.442
1706	26/11/2008	04:30:00	30.7	12.814	3.753	7.459	24.444
1707	26/11/2008	04:40:00	30.1	8.975	2.647	3.480	17.528
1708	26/11/2008	04:50:00	29.7	7.424	2.998	1.526	14.511
1709	26/11/2008	05:00:00	29.3	8.993	2.175	4.452	15.530
1710	26/11/2008	05:10:00	29.2	10.200	2.037	6.465	14.524
1711	26/11/2008	05:20:00	29.4	11.274	2.649	5.502	16.496
1712	26/11/2008	05:30:00	29.6	10.672	2.375	5.500	18.502
1713	26/11/2008	05:40:00	30.1	10.589	2.615	3.485	15.530
1714	26/11/2008	05:50:00	30.1	10.951	4.045	1.523	20.461
1715	26/11/2008	06:00:00	30.4	10.710	4.213	1.518	19.500
1716	26/11/2008	06:10:00	30.4	10.176	2.737	3.473	17.520
1717	26/11/2008	06:20:00	30.6	10.472	2.114	6.441	17.520
1718	26/11/2008	07:00:00	30.4	12.419	4.715	3.470	22.461
1719	26/11/2008	07:10:00	30.7	11.099	3.122	4.430	19.493
1720	26/11/2008	07:20:00	30.3	12.846	4.358	5.478	29.464

No.	Date	Time	TLAB	AVG	SD	MIN	MAX
1721	26/11/2008	07:30:00	30.4	10.376	3.317	4.432	19.495
1722	26/11/2008	07:40:00	30.3	11.761	4.439	2.476	28.418
1723	26/11/2008	07:50:00	30.2	10.753	1.878	5.483	14.504
1724	26/11/2008	08:20:00	29.4	8.768	2.096	5.490	14.506
1725	26/11/2008	08:40:00	29.3	6.219	2.218	2.487	11.547
1726	26/11/2008	08:50:00	29.2	9.205	2.350	3.486	13.557
1727	26/11/2008	09:00:00	29.0	7.367	2.000	3.486	10.537
1728	26/11/2008	09:10:00	29.3	8.216	1.796	5.498	12.508
1729	26/11/2008	09:20:00	29.5	8.610	1.352	5.498	12.505
1730	26/11/2008	09:30:00	28.9	5.656	2.031	1.532	9.576
1731	26/11/2008	10:00:00	28.5	2.999	0.865	1.539	4.465
1732	26/11/2008	19:40:00	27.9	2.862	0.508	1.551	3.516
1733	27/11/2008	02:00:00	29.0	8.333	2.126	2.506	12.521
1734	27/11/2008	02:10:00	29.5	9.568	3.417	4.458	17.546
1735	27/11/2008	02:20:00	29.5	12.023	2.809	6.466	18.508
1736	27/11/2008	02:30:00	29.9	13.162	3.696	4.455	22.487
1737	27/11/2008	03:00:00	30.2	13.192	4.538	2.489	22.475
1738	27/11/2008	03:10:00	30.2	16.037	3.599	9.566	24.453
1739	27/11/2008	03:20:00	30.0	17.706	4.389	9.565	27.469
1740	27/11/2008	03:30:00	30.2	19.783	3.557	10.524	28.429
1741	27/11/2008	03:40:00	30.7	18.924	3.887	8.424	28.431
1742	27/11/2008	03:50:00	30.6	19.671	4.560	11.537	29.474
1743	27/11/2008	04:00:00	30.9	18.791	3.399	11.533	25.489
1744	27/11/2008	04:10:00	30.7	19.585	3.419	10.515	27.459
1745	27/11/2008	04:20:00	31.0	21.963	3.651	9.552	29.464
1746	27/11/2008	04:30:00	31.3	23.801	3.591	16.466	33.447
1747	27/11/2008	04:40:00	31.0	25.765	3.418	16.463	32.395
1748	27/11/2008	04:50:00	31.4	26.648	3.761	13.531	33.441
1749	27/11/2008	05:00:00	31.5	25.542	5.020	12.479	34.403
1750	27/11/2008	05:10:00	31.6	25.352	3.660	16.459	31.432
1751	27/11/2008	05:20:00	31.8	20.986	3.881	14.483	33.437
1752	27/11/2008	05:30:00	31.7	17.369	3.028	10.495	26.429
1753	27/11/2008	05:40:00	32.1	17.231	2.920	11.507	24.420
1754	27/11/2008	05:50:00	32.0	15.716	3.173	8.392	22.442
1755	27/11/2008	06:00:00	32.1	15.501	4.288	6.421	26.424
1756	27/11/2008	06:10:00	32.7	13.403	2.819	8.392	22.443
1757	27/11/2008	06:30:00	32.5	12.258	3.203	5.458	22.442
1758	27/11/2008	06:40:00	32.3	13.810	3.471	7.432	20.434
1759	27/11/2008	06:50:00	32.4	12.227	4.279	4.410	24.417
1760	27/11/2008	07:00:00	32.8	12.701	3.001	4.410	20.428
1761	27/11/2008	07:10:00	32.4	13.606	3.497	5.457	22.441
1762	27/11/2008	07:20:00	32.7	12.245	2.810	7.430	19.468
1763	27/11/2008	07:30:00	32.5	12.198	3.663	1.488	22.437
1764	27/11/2008	07:40:00	33.0	11.319	3.113	5.454	18.457
1765	27/11/2008	07:50:00	32.7	11.407	4.926	2.448	23.450
1766	27/11/2008	08:00:00	32.9	10.998	2.584	4.406	17.496
1767	27/11/2008	08:10:00	32.9	11.185	3.284	6.412	21.476
1768	27/11/2008	08:20:00	32.8	10.275	2.733	3.439	16.440
1769	27/11/2008	08:30:00	32.8	11.038	3.287	3.443	18.451
1770	27/11/2008	08:40:00	33.0	10.374	2.991	4.400	18.448
1771	27/11/2008	08:50:00	32.8	10.100	2.864	5.446	20.418
1772	27/11/2008	09:00:00	32.9	10.012	2.344	6.407	16.442
1773	27/11/2008	09:10:00	33.0	10.560	2.453	6.407	19.461
1774	27/11/2008	09:20:00	33.0	10.755	2.979	6.405	19.461
1775	27/11/2008	09:30:00	33.2	10.138	1.794	6.402	14.463
1776	27/11/2008	09:40:00	32.9	10.482	4.047	5.440	29.432
1777	27/11/2008	09:50:00	33.1	9.876	1.691	6.403	13.502
1778	27/11/2008	10:00:00	32.9	12.189	4.678	3.433	25.446
1779	27/11/2008	10:20:00	33.0	10.156	2.013	5.440	14.459
1780	27/11/2008	10:30:00	32.7	11.447	2.770	6.402	21.465

No.	Date	Time	TLAB	AVG	SD	MIN	MAX
1781	27/11/2008	10:40:00	32.8	10.950	1.563	6.401	14.462
1782	27/11/2008	10:50:00	32.8	10.258	2.134	4.393	15.476
1783	27/11/2008	11:00:00	32.5	10.065	1.583	5.441	12.453
1784	27/11/2008	11:10:00	32.4	9.806	2.063	4.393	13.503
1785	27/11/2008	11:20:00	32.5	10.430	2.009	4.395	17.484
1786	27/11/2008	11:30:00	32.4	10.476	1.880	6.405	15.480
1787	27/11/2008	11:40:00	32.2	8.371	1.428	5.446	12.457
1788	27/11/2008	11:50:00	32.1	9.471	2.017	6.407	16.441
1789	27/11/2008	12:00:00	31.8	10.149	2.337	6.408	16.443
1790	27/11/2008	12:10:00	32.1	9.974	1.931	6.410	14.470
1791	27/11/2008	12:20:00	32.0	7.965	1.142	6.410	11.501
1792	28/11/2008	00:50:00	31.1	4.479	2.058	1.536	10.539
1793	28/11/2008	01:00:00	30.9	5.233	1.617	1.530	8.435
1794	28/11/2008	01:10:00	31.1	8.206	2.685	2.486	14.508
1795	28/11/2008	01:20:00	31.1	13.186	2.541	6.449	17.523
1796	28/11/2008	01:30:00	31.1	15.573	2.929	10.515	22.468
1797	28/11/2008	01:40:00	31.8	14.200	3.453	5.478	22.460
1798	28/11/2008	01:50:00	31.5	13.304	5.349	3.469	24.431
1799	28/11/2008	02:00:00	31.2	24.939	7.937	4.427	35.406
1800	28/11/2008	02:10:00	31.0	34.067	4.163	24.433	44.464
1801	28/11/2008	02:20:00	31.5	35.061	6.016	24.428	50.442
1802	28/11/2008	02:30:00	31.5	37.905	3.862	28.411	46.466
1803	28/11/2008	02:40:00	31.7	34.143	4.009	26.432	40.366
1804	28/11/2008	02:50:00	31.6	22.200	4.614	11.516	30.416
1805	28/11/2008	03:00:00	32.2	16.090	2.185	11.513	20.443
1806	28/11/2008	03:10:00	32.0	13.788	4.463	7.436	31.422
1807	28/11/2008	03:20:00	32.4	15.959	3.823	10.495	25.467
1808	28/11/2008	03:30:00	32.1	16.926	2.818	11.506	24.418
1809	28/11/2008	03:40:00	32.1	14.965	5.002	4.411	26.425
1810	28/11/2008	03:50:00	32.1	14.087	2.514	8.396	20.436
1811	28/11/2008	04:00:00	32.4	14.407	2.920	8.393	21.484
1812	28/11/2008	04:10:00	32.3	14.801	2.910	7.433	24.415
1813	28/11/2008	04:20:00	32.3	11.832	3.544	3.452	20.435
1814	28/11/2008	04:30:00	32.4	15.518	3.202	10.489	27.435
1815	28/11/2008	04:40:00	32.7	13.089	3.621	4.407	24.409
1816	28/11/2008	04:50:00	32.7	12.146	4.359	5.454	24.410
1817	28/11/2008	05:00:00	32.9	12.047	3.020	5.454	21.477
1818	28/11/2008	05:10:00	32.7	11.987	3.602	2.445	22.431
1819	28/11/2008	05:20:00	32.8	11.925	2.835	5.451	19.465
1820	28/11/2008	05:30:00	33.2	13.297	3.046	5.451	21.475
1821	28/11/2008	05:40:00	32.9	13.158	2.868	4.399	20.423
1822	28/11/2008	05:50:00	33.2	12.455	3.959	4.398	22.431
1823	28/11/2008	06:00:00	33.5	11.912	2.717	7.418	19.460
1824	28/11/2008	06:10:00	33.3	12.172	3.070	7.415	24.397
1825	28/11/2008	06:20:00	33.5	12.814	4.847	5.441	25.447
1826	28/11/2008	06:30:00	33.2	11.469	3.996	4.393	22.421
1827	28/11/2008	06:40:00	33.7	11.068	3.226	2.432	19.454
1828	28/11/2008	06:50:00	33.7	10.759	3.799	4.388	21.458
1829	28/11/2008	07:00:00	33.4	10.417	3.289	3.429	20.411
1830	28/11/2008	07:10:00	33.6	11.547	3.569	4.390	20.412
1831	28/11/2008	07:20:00	33.7	11.438	3.327	6.395	21.458
1832	28/11/2008	07:30:00	33.8	10.715	2.824	5.434	18.436
1833	28/11/2008	07:40:00	33.6	11.337	3.109	5.438	18.436
1834	28/11/2008	07:50:00	33.8	12.234	4.478	5.434	25.439
1835	28/11/2008	08:00:00	34.1	12.365	2.683	6.393	18.434
1836	28/11/2008	08:10:00	34.3	12.097	2.984	2.425	17.473
1837	28/11/2008	08:20:00	33.8	12.921	3.857	6.391	28.370
1838	28/11/2008	08:30:00	33.7	11.581	3.023	5.429	18.432
1839	28/11/2008	08:40:00	34.2	10.770	4.249	3.419	28.369
1840	28/11/2008	08:50:00	34.0	10.758	2.741	5.428	16.422

No.	Date	Time	TLAB	AVG	SD	MIN	MAX
1841	28/11/2008	09:00:00	33.8	11.485	2.559	6.391	18.432
1842	28/11/2008	09:10:00	34.2	11.525	2.681	5.430	16.421
1843	28/11/2008	09:20:00	34.3	11.975	3.750	3.416	22.409
1844	28/11/2008	09:30:00	34.0	10.369	3.161	2.420	18.426
1845	28/11/2008	09:40:00	34.2	10.377	2.433	2.420	15.459
1846	28/11/2008	09:50:00	33.7	10.470	1.785	6.384	15.456
1847	28/11/2008	10:00:00	33.1	9.817	2.681	4.380	14.450
1848	28/11/2008	10:10:00	33.0	10.436	1.995	6.393	15.468
1849	28/11/2008	10:30:00	31.7	8.423	2.886	1.476	16.435
1850	28/11/2008	10:40:00	31.5	9.002	2.856	1.487	17.499
1851	28/11/2008	10:50:00	31.5	9.010	3.335	3.454	17.501
1852	28/11/2008	11:00:00	31.4	10.944	2.690	4.419	16.457
1853	28/11/2008	11:10:00	31.4	9.818	2.269	6.431	15.506
1854	28/11/2008	11:20:00	31.6	9.556	2.646	3.464	14.493
1855	28/11/2008	11:30:00	31.6	10.121	1.657	6.428	13.528
1856	28/11/2008	11:40:00	31.6	8.580	1.043	6.421	10.505
1857	28/11/2008	11:50:00	31.6	9.862	1.973	6.420	14.480
1858	28/11/2008	12:00:00	31.5	8.846	1.525	5.458	12.467
1859	28/11/2008	12:10:00	31.7	8.527	1.116	6.416	10.496
1860	28/11/2008	12:20:00	32.1	8.195	1.259	5.455	10.494
1861	28/11/2008	12:30:00	32.1	8.349	1.265	6.413	11.506
1862	28/11/2008	12:40:00	32.0	5.988	1.806	2.443	9.529
1863	28/11/2008	13:00:00	32.0	3.199	1.082	1.484	6.418
1864	29/11/2008	01:20:00	32.1	6.545	2.741	1.506	14.488
1865	29/11/2008	01:30:00	31.7	9.475	2.950	2.460	14.487
1866	29/11/2008	01:40:00	31.8	14.006	4.763	5.466	24.423
1867	29/11/2008	01:50:00	31.4	15.313	3.456	8.402	23.458
1868	29/11/2008	02:00:00	31.8	11.149	3.923	2.463	21.492
1869	29/11/2008	02:20:00	31.3	17.409	2.732	10.500	25.472
1870	29/11/2008	02:30:00	31.6	16.835	2.461	9.543	22.453
1871	29/11/2008	02:40:00	31.6	20.748	2.800	15.497	28.407
1872	29/11/2008	02:50:00	31.5	23.935	2.997	17.503	32.385
1873	29/11/2008	03:00:00	31.7	26.932	2.888	21.483	33.435
1874	29/11/2008	03:10:00	32.2	25.904	2.547	19.476	31.425
1875	29/11/2008	03:20:00	32.1	25.157	2.788	19.472	31.424
1876	29/11/2008	03:30:00	32.1	22.659	4.291	15.488	33.432
1877	29/11/2008	03:40:00	32.3	13.589	4.713	1.489	24.411
1878	29/11/2008	04:00:00	32.3	7.221	3.232	1.485	18.453
1879	29/11/2008	04:20:00	32.7	6.504	2.394	2.444	13.508
1880	29/11/2008	05:00:00	33.0	6.614	3.027	1.477	15.476
1881	29/11/2008	05:50:00	33.1	7.418	2.944	3.429	17.481
1882	29/11/2008	06:00:00	33.1	7.535	3.485	2.431	22.423
1883	29/11/2008	06:10:00	33.3	7.281	2.567	2.432	14.459
1884	29/11/2008	06:20:00	33.1	8.629	3.672	2.432	21.459
1885	29/11/2008	06:40:00	33.0	8.066	4.232	1.471	20.412
1886	29/11/2008	07:00:00	33.5	8.498	3.625	1.470	22.420
1887	29/11/2008	07:10:00	33.1	9.026	3.060	2.429	16.428
1888	29/11/2008	07:40:00	33.5	6.952	2.775	1.471	16.427
1889	29/11/2008	07:50:00	33.2	7.115	2.057	3.427	11.488
1890	29/11/2008	08:00:00	33.5	7.311	3.011	1.470	17.476
1891	29/11/2008	08:10:00	33.5	7.910	1.927	5.434	12.445
1892	29/11/2008	08:20:00	33.6	8.191	2.246	3.421	15.462
1893	29/11/2008	08:30:00	34.0	9.288	3.198	4.381	16.423
1894	29/11/2008	08:50:00	33.5	7.913	2.012	4.382	12.444
1895	29/11/2008	09:00:00	33.6	7.514	1.982	3.421	12.442
1896	29/11/2008	09:10:00	33.6	7.009	1.718	3.421	12.442
1897	29/11/2008	09:20:00	33.3	7.358	2.439	1.465	14.451
1898	29/11/2008	09:30:00	33.7	7.737	2.230	4.381	12.443
1899	29/11/2008	09:40:00	33.5	8.006	2.273	4.381	15.465
1900	29/11/2008	09:50:00	33.8	7.871	2.400	3.420	17.469

No.	Date	Time	TLAB	AVG	SD	MIN	MAX
1901	29/11/2008	10:00:00	33.5	8.009	2.611	4.379	16.422
1902	29/11/2008	10:10:00	33.5	8.110	2.255	4.381	15.461
1903	29/11/2008	10:20:00	33.6	8.521	1.928	5.430	13.490
1904	29/11/2008	10:30:00	33.5	7.602	2.124	4.380	14.448
1905	29/11/2008	10:40:00	33.5	8.839	2.559	4.381	14.450
1906	29/11/2008	10:50:00	33.4	8.189	2.572	3.422	14.452
1907	29/11/2008	11:00:00	33.1	8.835	2.510	4.383	17.472
1908	29/11/2008	11:10:00	33.0	7.320	1.407	5.434	11.482
1909	29/11/2008	11:20:00	32.8	8.934	2.099	6.397	16.431
1910	29/11/2008	11:30:00	32.7	8.064	2.989	1.471	15.472
1911	29/11/2008	11:40:00	32.3	6.702	1.386	3.432	11.492
1912	29/11/2008	11:50:00	32.7	6.890	2.015	4.395	15.478
1913	29/11/2008	12:00:00	32.4	6.652	1.094	5.441	10.477
1914	29/11/2008	12:10:00	32.4	6.897	1.242	4.394	10.479
1915	29/11/2008	12:20:00	32.7	6.920	1.317	3.433	11.494
1916	29/11/2008	12:30:00	32.4	6.307	1.506	2.435	10.480
1917	29/11/2008	12:40:00	32.3	4.094	1.239	1.478	6.411
1918	30/11/2008	01:00:00	31.5	7.899	1.946	2.476	12.491
1919	30/11/2008	01:10:00	31.6	6.626	1.625	2.470	11.528
1920	30/11/2008	01:40:00	32.0	7.892	1.624	3.464	11.522
1921	30/11/2008	01:50:00	31.8	7.677	2.505	3.460	15.505
1922	30/11/2008	02:00:00	32.2	7.665	2.426	3.461	14.489
1923	30/11/2008	02:10:00	31.9	8.466	3.422	0.451	17.506
1924	30/11/2008	02:20:00	32.4	10.221	2.714	4.415	18.464
1925	30/11/2008	02:30:00	31.4	19.890	5.971	7.434	28.402
1926	30/11/2008	02:40:00	31.5	21.552	2.631	12.471	26.433
1927	30/11/2008	02:50:00	31.5	19.667	2.357	15.494	26.433
1928	30/11/2008	03:00:00	31.3	18.025	3.281	11.514	27.446
1929	30/11/2008	03:10:00	31.3	21.766	3.701	13.527	30.418
1930	30/11/2008	03:20:00	31.1	23.385	5.178	14.490	39.411
1931	30/11/2008	03:30:00	31.4	23.019	2.582	16.463	27.451
1932	30/11/2008	03:40:00	31.6	19.742	4.109	10.506	31.431
1933	30/11/2008	03:50:00	31.7	18.184	4.561	10.505	33.438
1934	30/11/2008	04:00:00	32.0	15.517	2.612	9.542	21.491
1935	30/11/2008	04:10:00	31.8	17.756	3.945	9.542	25.473
1936	30/11/2008	04:20:00	32.0	18.848	4.244	12.472	30.415
1937	30/11/2008	04:30:00	32.4	19.610	4.033	12.469	30.412
1938	30/11/2008	04:40:00	31.9	22.006	4.286	13.515	37.408
1939	30/11/2008	04:50:00	32.3	19.909	5.930	10.494	33.430
1940	30/11/2008	05:00:00	32.5	15.962	4.260	8.392	26.426
1941	30/11/2008	05:10:00	32.6	17.954	3.884	11.501	27.436
1942	30/11/2008	05:20:00	32.6	18.597	4.023	10.489	26.423
1943	30/11/2008	05:30:00	32.4	17.092	2.849	9.528	23.449
1944	30/11/2008	05:40:00	32.5	15.135	3.003	9.530	25.462
1945	30/11/2008	05:50:00	32.7	13.978	3.432	7.427	23.447
1946	30/11/2008	06:00:00	32.8	13.187	3.189	7.425	21.474
1947	30/11/2008	06:10:00	33.2	12.355	2.535	7.424	19.464
1948	30/11/2008	06:20:00	33.0	12.624	2.692	7.423	19.463
1949	30/11/2008	06:30:00	33.1	12.007	4.323	3.441	26.416
1950	30/11/2008	06:40:00	32.8	14.731	2.863	6.410	21.475
1951	30/11/2008	06:50:00	33.3	13.054	2.615	6.408	18.450
1952	30/11/2008	07:00:00	33.3	11.725	2.526	6.406	16.439
1953	30/11/2008	07:10:00	33.3	11.211	3.003	4.396	19.458
1954	30/11/2008	07:20:00	32.9	11.509	2.680	6.407	17.488
1955	30/11/2008	07:30:00	32.8	10.985	2.891	4.398	16.442
1956	30/11/2008	07:40:00	32.9	11.662	3.659	3.439	19.461
1957	30/11/2008	07:50:00	32.9	13.208	3.467	4.400	20.422
1958	30/11/2008	08:00:00	32.8	11.152	2.478	5.452	18.451
1959	30/11/2008	08:10:00	33.1	10.237	2.743	5.448	18.449
1960	30/11/2008	08:20:00	33.3	10.505	2.132	6.409	15.479

No.	Date	Time	TLAB	AVG	SD	MIN	MAX
1961	30/11/2008	08:30:00	33.1	11.298	2.424	7.418	16.441
1962	30/11/2008	08:40:00	33.0	10.575	2.804	4.395	18.444
1963	30/11/2008	08:50:00	33.5	10.654	2.063	7.416	17.482
1964	30/11/2008	09:00:00	33.3	10.375	2.787	4.392	18.439
1965	30/11/2008	09:10:00	33.4	10.648	2.898	5.437	18.437
1966	30/11/2008	09:20:00	33.1	10.414	2.078	6.398	15.469
1967	30/11/2008	09:30:00	32.7	10.430	1.631	7.413	15.471
1968	30/11/2008	09:40:00	33.1	10.493	1.972	7.413	16.431
1969	30/11/2008	09:50:00	33.2	10.320	1.813	6.399	16.433
1970	30/11/2008	10:00:00	33.4	9.671	1.623	6.397	13.496
1971	30/11/2008	10:10:00	33.5	10.501	1.255	8.367	14.452
1972	30/11/2008	10:20:00	33.4	11.486	2.085	8.366	17.474
1973	30/11/2008	10:30:00	32.9	10.390	1.977	5.439	18.438
1974	30/11/2008	10:40:00	32.8	10.314	1.925	4.393	13.503
1975	30/11/2008	10:50:00	32.5	10.648	1.786	7.414	16.434
1976	30/11/2008	11:00:00	32.2	10.018	2.368	5.440	15.473
1977	30/11/2008	11:10:00	32.2	10.274	1.522	7.417	15.473
1978	30/11/2008	11:20:00	32.4	9.471	0.986	7.417	11.496
1979	30/11/2008	11:30:00	32.1	10.091	1.010	8.376	12.453
1980	30/11/2008	11:40:00	32.2	10.406	1.184	7.415	12.454
1981	30/11/2008	11:50:00	32.0	8.529	1.039	6.403	10.481
1982	30/11/2008	12:00:00	32.0	10.537	2.121	6.402	15.475
1983	30/11/2008	12:10:00	32.3	7.843	1.502	5.443	11.494
1984	30/11/2008	12:20:00	32.4	7.763	1.604	3.434	11.495
1985	30/11/2008	12:30:00	32.1	4.377	0.547	3.434	5.450
1986	30/11/2008	12:40:00	32.3	3.901	1.320	1.478	5.453
1987	30/11/2008	15:00:00	30.5	2.710	0.856	1.507	4.433
1988	30/11/2008	15:10:00	30.1	3.709	1.030	1.509	6.444

LAMPIRAN 6

DATA TEMPERATUR LABORATORIUM DAN KONSENTRASI OZON BULAN DESEMBER 2008

No.	Date	Time	TLAB	AVG	SD	MIN	MAX
1	01/12/2008	00:30:00	30.6	3.068	0.787	1.527	4.448
2	01/12/2008	00:50:00	31.5	4.369	1.269	1.520	6.449
3	01/12/2008	01:00:00	31.5	4.759	1.092	2.474	7.455
4	01/12/2008	01:10:00	31.6	7.607	1.860	1.512	11.525
5	01/12/2008	01:20:00	32.1	17.427	5.210	8.405	30.420
6	01/12/2008	01:30:00	32.1	10.350	2.573	2.466	15.501
7	01/12/2008	01:40:00	32.1	12.965	3.209	7.439	22.452
8	01/12/2008	02:00:00	32.3	9.369	2.950	3.453	16.457
9	01/12/2008	02:10:00	32.1	7.097	2.326	2.453	13.519
10	01/12/2008	02:30:00	32.1	10.877	2.457	7.430	17.498
11	01/12/2008	02:40:00	32.3	13.618	5.886	5.459	43.469
12	01/12/2008	02:50:00	32.3	14.118	2.334	8.394	21.482
13	01/12/2008	03:00:00	32.3	11.470	3.350	4.412	21.485
14	01/12/2008	03:10:00	32.4	10.493	2.375	5.460	15.491
15	01/12/2008	03:20:00	32.3	9.298	2.639	4.409	16.448
16	01/12/2008	03:30:00	32.4	9.493	2.070	5.458	14.477
17	01/12/2008	03:40:00	32.8	7.930	2.444	1.489	12.466
18	01/12/2008	03:50:00	32.7	8.286	1.703	3.443	11.503
19	01/12/2008	04:00:00	32.7	9.068	2.284	2.446	15.486
20	01/12/2008	04:10:00	32.8	7.684	1.684	3.440	12.461
21	01/12/2008	04:20:00	33.1	7.629	2.307	2.444	12.463
22	01/12/2008	04:40:00	33.2	7.955	2.386	2.439	13.507
23	01/12/2008	04:50:00	33.1	7.776	2.468	2.439	14.467
24	01/12/2008	05:00:00	33.4	7.392	2.393	3.436	14.466
25	01/12/2008	05:20:00	33.1	7.270	2.566	2.439	12.456
26	01/12/2008	05:30:00	33.0	8.414	3.086	0.434	13.509
27	01/12/2008	05:40:00	33.1	7.101	3.027	1.483	13.509
28	01/12/2008	06:10:00	33.0	7.868	2.776	3.429	14.457
29	01/12/2008	06:20:00	33.1	7.254	2.654	3.437	15.478
30	01/12/2008	06:40:00	33.2	8.969	2.285	4.395	15.476
31	01/12/2008	06:50:00	33.1	7.934	1.998	4.395	13.503
32	01/12/2008	07:00:00	33.2	8.556	3.278	3.430	16.435
33	01/12/2008	07:10:00	33.1	8.235	2.955	2.431	16.434
34	01/12/2008	07:20:00	33.2	8.094	2.225	4.392	13.500
35	01/12/2008	07:30:00	33.5	8.391	2.963	2.436	15.475
36	01/12/2008	07:50:00	33.3	8.934	2.824	4.391	15.475
37	01/12/2008	08:00:00	33.1	8.433	3.630	2.431	21.457
38	01/12/2008	08:10:00	33.5	8.992	5.065	3.428	24.396
39	01/12/2008	08:40:00	33.4	8.501	2.850	1.468	13.495
40	01/12/2008	09:00:00	33.4	7.792	2.010	4.382	13.493
41	01/12/2008	09:10:00	33.5	7.524	2.437	3.421	14.453
42	01/12/2008	09:20:00	33.3	7.687	1.849	4.382	12.442
43	01/12/2008	09:30:00	33.4	7.973	1.822	4.381	14.453
44	01/12/2008	09:40:00	33.7	7.439	2.767	1.466	14.451
45	01/12/2008	09:50:00	33.6	7.300	2.529	2.426	15.462
46	01/12/2008	10:00:00	32.8	7.749	2.274	3.420	13.494
47	01/12/2008	10:10:00	32.8	6.681	1.566	4.386	11.487
48	01/12/2008	10:20:00	32.8	7.538	1.481	3.427	10.474
49	01/12/2008	10:30:00	33.1	7.366	1.317	4.387	11.487
50	01/12/2008	10:40:00	32.9	7.674	1.555	4.386	13.493

No.	Date	Time	TLAB	AVG	SD	MIN	MAX
51	01/12/2008	10:50:00	33.3	7.306	2.003	3.425	13.496
52	01/12/2008	11:00:00	33.3	7.010	1.712	4.386	13.492
53	01/12/2008	11:10:00	33.0	6.486	1.800	2.427	14.453
54	01/12/2008	11:20:00	32.7	6.289	2.294	2.428	13.496
55	01/12/2008	11:30:00	32.9	6.713	2.217	2.429	13.498
56	01/12/2008	11:40:00	32.9	6.611	2.289	1.469	13.500
57	01/12/2008	12:00:00	32.6	2.502	0.688	1.471	3.436
58	10/12/2008	03:40:00	31.1	24.828	1.446	22.411	27.414
59	10/12/2008	03:50:00	31.3	23.896	2.840	18.422	33.401
60	10/12/2008	04:30:00	31.4	19.078	2.132	14.480	23.461
61	10/12/2008	04:40:00	31.8	20.396	2.577	14.479	25.471
62	10/12/2008	04:50:00	31.7	23.412	2.384	18.460	28.400
63	10/12/2008	05:00:00	31.7	23.592	3.000	17.500	30.409
64	10/12/2008	05:10:00	32.1	28.865	3.732	21.481	36.361
65	10/12/2008	05:20:00	31.6	31.756	3.118	22.439	38.383
66	10/12/2008	05:30:00	31.7	33.073	3.152	26.422	40.351
67	10/12/2008	05:40:00	32.0	37.396	2.718	32.360	45.470
68	10/12/2008	05:50:00	31.7	38.613	3.036	32.385	45.493
69	10/12/2008	06:00:00	31.9	35.861	3.627	29.444	45.483
70	10/12/2008	06:10:00	32.1	33.481	3.518	26.420	40.344
71	10/12/2008	06:20:00	31.8	31.876	2.514	24.410	37.417
72	10/12/2008	06:30:00	32.1	30.441	3.437	23.452	37.417
73	10/12/2008	06:40:00	32.0	31.520	2.158	26.420	35.397
74	10/12/2008	06:50:00	32.2	34.615	2.165	29.423	40.334
75	10/12/2008	07:00:00	32.3	31.706	1.774	28.365	36.340
76	10/12/2008	07:10:00	31.9	29.963	2.430	25.459	35.411
77	10/12/2008	07:20:00	31.9	27.112	2.683	21.478	33.429
78	10/12/2008	07:30:00	32.1	26.808	2.285	22.435	31.418
79	10/12/2008	07:40:00	32.1	27.192	2.963	20.424	33.424
80	10/12/2008	07:50:00	32.4	30.154	3.134	22.435	37.420
81	10/12/2008	08:00:00	32.5	31.006	2.606	25.452	37.398
82	10/12/2008	08:10:00	32.3	27.638	3.183	18.446	33.420
83	10/12/2008	08:20:00	32.4	27.576	1.652	23.440	31.412
84	10/12/2008	08:30:00	32.6	27.181	2.941	22.428	34.373
85	10/12/2008	08:40:00	32.4	24.858	3.502	16.437	32.370
86	10/12/2008	08:50:00	31.9	22.532	2.373	18.448	30.398
87	10/12/2008	09:00:00	32.1	24.672	2.342	20.422	31.413
88	10/12/2008	09:10:00	32.0	24.783	1.678	19.459	28.391
89	10/12/2008	09:20:00	32.1	24.187	2.723	19.461	33.420
90	10/12/2008	09:30:00	31.9	24.885	1.700	21.470	29.440
91	10/12/2008	09:40:00	32.1	23.207	2.463	18.447	27.431
92	10/12/2008	09:50:00	32.3	23.540	2.080	19.458	28.388
93	10/12/2008	10:00:00	32.1	19.947	1.714	15.476	25.454
94	10/12/2008	10:10:00	32.0	19.201	2.748	15.476	27.428
95	10/12/2008	10:20:00	32.0	17.750	0.954	15.478	19.464
96	10/12/2008	10:30:00	31.9	18.379	3.240	10.482	26.417
97	10/12/2008	10:40:00	31.9	17.618	2.288	12.457	23.446
98	10/12/2008	10:50:00	31.8	17.647	1.831	13.507	22.431
99	10/12/2008	11:00:00	31.6	18.051	0.980	15.481	20.424
100	10/12/2008	11:10:00	31.6	18.762	1.417	16.442	21.479

No.	Date	Time	TLAB	AVG	SD	MIN	MAX
101	10/12/2008	11:20:00	31.9	18.728	3.037	11.503	23.452
102	10/12/2008	11:30:00	31.9	17.832	3.404	10.489	27.437
103	10/12/2008	11:40:00	31.7	16.000	3.639	8.389	22.440
104	10/12/2008	11:50:00	31.6	12.804	2.555	7.431	20.432
105	10/12/2008	12:00:00	31.7	14.027	2.963	7.432	22.441
106	10/12/2008	12:10:00	31.6	10.699	2.163	7.433	14.480
107	10/12/2008	12:20:00	31.2	11.570	2.820	7.433	18.462
108	10/12/2008	12:40:00	31.3	3.542	0.659	2.453	4.420
109	10/12/2008	12:50:00	31.2	2.472	0.820	1.496	4.420
110	11/12/2008	00:50:00	29.4	4.505	1.302	2.504	8.449
111	11/12/2008	01:00:00	30.0	6.727	1.632	3.498	11.557
112	11/12/2008	01:10:00	29.8	7.946	1.203	4.453	10.543
113	11/12/2008	01:20:00	30.2	9.157	1.242	5.502	12.510
114	11/12/2008	01:30:00	30.6	10.734	1.834	6.457	14.518
115	11/12/2008	01:40:00	30.5	12.102	2.456	5.493	16.485
116	11/12/2008	01:50:00	31.0	11.779	1.675	7.462	15.520
117	11/12/2008	02:00:00	30.7	12.285	2.344	4.439	16.520
118	11/12/2008	02:10:00	30.7	14.540	2.454	8.417	19.497
119	11/12/2008	02:20:00	31.2	16.417	2.615	11.527	23.475
120	11/12/2008	02:30:00	31.1	18.582	1.760	14.494	23.473
121	11/12/2008	02:40:00	30.9	17.601	2.578	10.510	22.462
122	11/12/2008	02:50:00	30.8	16.718	2.345	11.527	22.462
123	11/12/2008	03:00:00	31.1	14.904	2.205	10.513	20.451
124	11/12/2008	03:10:00	31.2	14.994	1.616	12.481	19.489
125	11/12/2008	03:20:00	31.4	16.074	2.217	11.521	21.494
126	11/12/2008	03:30:00	31.3	14.935	2.468	9.545	21.494
127	11/12/2008	03:40:00	31.4	15.461	3.291	9.545	22.480
128	11/12/2008	03:50:00	31.4	15.668	2.795	7.446	22.455
129	11/12/2008	04:00:00	31.6	16.844	2.491	11.518	21.496
130	11/12/2008	04:10:00	31.6	16.532	4.239	9.544	23.466
131	11/12/2008	04:20:00	32.0	16.172	3.627	9.519	25.452
132	11/12/2008	04:30:00	31.6	12.987	3.455	7.419	24.403
133	11/12/2008	04:40:00	32.0	13.358	3.872	6.407	20.422
134	11/12/2008	04:50:00	32.0	13.366	2.724	9.516	20.417
135	11/12/2008	05:00:00	31.9	15.154	3.319	9.516	24.399
136	11/12/2008	05:10:00	32.2	15.578	3.035	9.517	23.441
137	11/12/2008	05:20:00	31.8	13.861	3.010	8.374	24.396
138	11/12/2008	05:30:00	32.0	12.618	4.147	6.402	21.466
139	11/12/2008	05:40:00	32.1	12.966	3.143	6.403	19.456
140	11/12/2008	05:50:00	32.3	12.011	3.631	7.411	25.443
141	11/12/2008	06:00:00	32.2	12.020	2.704	6.398	19.452
142	11/12/2008	06:10:00	32.5	10.534	1.502	6.397	13.499
143	11/12/2008	06:20:00	32.7	10.930	2.374	4.388	15.470
144	11/12/2008	06:30:00	32.3	11.484	2.685	6.396	18.435
145	11/12/2008	06:40:00	32.3	11.040	3.512	6.395	20.408
146	11/12/2008	06:50:00	32.6	9.985	2.868	4.409	19.468
147	11/12/2008	07:00:00	32.8	10.095	2.463	4.404	15.486
148	11/12/2008	07:10:00	32.8	10.398	1.910	7.425	14.475
149	11/12/2008	07:20:00	32.9	10.544	2.694	5.452	18.450
150	11/12/2008	07:30:00	33.3	10.109	2.784	5.448	17.487
151	11/12/2008	07:40:00	32.9	9.334	3.131	2.439	17.488
152	11/12/2008	07:50:00	32.6	9.064	1.822	6.403	13.506
153	11/12/2008	08:00:00	33.0	9.680	2.466	5.444	14.463
154	11/12/2008	08:10:00	33.0	8.991	2.412	4.392	16.433
155	11/12/2008	08:20:00	33.0	9.965	2.955	3.431	17.483
156	11/12/2008	08:30:00	33.0	9.183	2.192	6.398	14.459
157	11/12/2008	08:40:00	33.1	10.352	2.447	4.389	17.480
158	11/12/2008	08:50:00	32.9	9.065	3.058	4.391	21.463
159	11/12/2008	09:00:00	32.9	9.340	3.206	3.429	18.419
160	11/12/2008	09:10:00	33.0	9.155	2.825	1.455	16.410

No.	Date	Time	TLAB	AVG	SD	MIN	MAX
161	11/12/2008	09:20:00	32.9	9.673	2.293	5.417	15.453
162	11/12/2008	09:30:00	33.0	9.765	2.188	5.413	15.447
163	11/12/2008	09:40:00	32.8	9.706	1.899	6.373	16.407
164	11/12/2008	09:50:00	32.6	9.815	1.711	6.375	13.475
165	11/12/2008	10:00:00	32.5	9.590	1.967	7.387	14.460
166	11/12/2008	10:10:00	32.8	9.546	1.938	6.400	14.462
167	11/12/2008	10:20:00	33.0	10.566	1.831	7.413	15.472
168	11/12/2008	10:30:00	33.1	9.618	2.083	7.411	15.470
169	11/12/2008	10:40:00	32.8	9.689	1.338	6.398	12.450
170	11/12/2008	10:50:00	32.9	9.708	1.314	6.398	12.450
171	11/12/2008	11:00:00	32.8	9.326	1.132	7.411	12.450
172	11/12/2008	11:10:00	32.5	9.663	1.215	7.413	12.450
173	11/12/2008	11:20:00	32.5	9.019	1.873	3.432	14.461
174	11/12/2008	11:30:00	32.4	7.747	1.128	4.393	10.480
175	11/12/2008	11:40:00	32.5	7.877	1.119	5.445	10.483
176	11/12/2008	11:50:00	32.3	8.290	0.765	6.406	10.483
177	11/12/2008	12:00:00	32.2	8.972	1.513	5.448	15.483
178	11/12/2008	12:10:00	32.2	7.726	1.340	4.400	10.486
179	11/12/2008	12:20:00	31.9	7.221	1.106	5.449	10.488
180	11/12/2008	12:30:00	31.9	7.694	1.197	6.410	12.461
181	11/12/2008	12:40:00	32.0	7.523	0.597	6.410	8.390
182	11/12/2008	12:50:00	32.0	8.049	1.192	3.442	11.500
183	11/12/2008	13:00:00	32.0	8.201	1.570	4.402	12.463
184	11/12/2008	13:10:00	32.0	6.673	1.207	2.444	8.392
185	11/12/2008	13:20:00	30.5	4.519	2.190	1.504	9.556
186	11/12/2008	13:30:00	30.4	5.525	1.710	2.469	10.513
187	11/12/2008	13:40:00	30.4	6.990	1.443	4.430	11.527
188	11/12/2008	13:50:00	31.1	7.215	2.070	1.508	11.526
189	11/12/2008	14:00:00	29.8	6.183	1.407	2.464	9.550
190	11/12/2008	14:10:00	30.0	3.042	1.049	1.512	5.486
191	12/12/2008	02:00:00	31.2	7.163	2.229	1.522	11.538
192	12/12/2008	02:50:00	31.0	12.081	3.266	4.424	17.514
193	12/12/2008	03:00:00	31.2	13.982	2.685	7.447	20.449
194	12/12/2008	03:10:00	31.4	15.631	2.433	11.522	23.470
195	12/12/2008	03:20:00	31.2	14.071	3.004	7.418	20.418
196	12/12/2008	03:30:00	31.3	12.524	2.382	6.405	18.447
197	12/12/2008	03:40:00	31.6	13.655	2.628	6.402	20.416
198	12/12/2008	03:50:00	31.4	14.598	2.726	9.517	20.415
199	12/12/2008	04:00:00	31.6	14.471	2.313	9.515	19.455
200	12/12/2008	04:10:00	31.7	15.213	2.797	9.517	23.439
201	12/12/2008	04:20:00	31.8	15.510	2.851	9.515	22.425
202	12/12/2008	04:30:00	31.3	13.651	2.098	9.513	18.443
203	12/12/2008	04:40:00	31.4	11.799	2.862	7.417	19.458
204	12/12/2008	04:50:00	31.3	12.289	2.458	6.403	17.484
205	12/12/2008	05:00:00	31.4	13.754	2.640	7.417	20.417
206	12/12/2008	05:10:00	31.5	13.667	2.824	8.376	21.465
207	12/12/2008	05:20:00	31.7	14.758	2.085	10.472	20.410
208	12/12/2008	05:30:00	31.4	15.120	2.419	10.471	20.419
209	12/12/2008	05:40:00	31.8	15.347	2.602	9.506	23.430
210	12/12/2008	05:50:00	31.7	10.504	3.036	4.386	17.476
211	12/12/2008	06:00:00	31.9	9.592	2.678	4.386	19.447
212	12/12/2008	06:10:00	32.0	7.501	2.767	2.431	16.427
213	12/12/2008	06:50:00	32.2	7.482	3.265	2.430	15.468
214	12/12/2008	07:00:00	32.3	7.311	3.292	2.427	17.471
215	12/12/2008	07:10:00	32.2	8.014	3.055	3.419	15.462
216	12/12/2008	07:20:00	32.1	9.807	4.256	1.469	23.428
217	12/12/2008	08:00:00	32.1	8.446	3.885	2.457	17.501
218	12/12/2008	08:10:00	32.1	8.567	4.191	1.467	21.488
219	12/12/2008	08:20:00	31.9	9.116	3.052	3.453	15.495
220	12/12/2008	08:30:00	32.0	9.167	3.075	3.452	18.463

No.	Date	Time	TLAB	AVG	SD	MIN	MAX
221	12/12/2008	08:40:00	31.8	9.818	2.572	5.461	15.493
222	12/12/2008	08:50:00	31.9	8.556	2.940	1.499	16.456
223	12/12/2008	09:00:00	31.8	9.037	2.422	3.455	13.527
224	12/12/2008	09:10:00	31.6	9.735	5.005	3.454	26.429
225	12/12/2008	09:20:00	31.9	9.013	2.612	4.415	15.495
226	12/12/2008	09:30:00	31.6	9.616	1.875	5.463	13.521
227	12/12/2008	09:40:00	31.6	9.375	1.776	5.462	14.482
228	12/12/2008	09:50:00	31.5	9.189	1.997	4.411	16.454
229	12/12/2008	10:00:00	31.8	9.522	2.042	5.458	13.521
230	12/12/2008	10:10:00	31.5	8.800	1.995	5.459	15.492
231	12/12/2008	10:20:00	31.6	8.389	1.631	5.459	13.518
232	12/12/2008	10:30:00	31.9	8.224	1.583	4.406	11.510
233	12/12/2008	10:40:00	31.4	7.671	1.629	4.408	12.464
234	12/12/2008	10:50:00	31.4	7.512	1.348	4.413	11.511
235	12/12/2008	11:00:00	31.2	8.068	2.273	3.455	13.522
236	12/12/2008	11:10:00	31.1	7.784	1.837	4.417	11.517
237	12/12/2008	11:20:00	31.1	7.842	1.067	5.467	11.520
238	12/12/2008	11:30:00	31.1	7.184	1.503	4.419	10.505
239	12/12/2008	11:40:00	30.8	7.965	1.188	5.468	10.504
240	12/12/2008	11:50:00	30.8	7.212	1.876	3.459	11.518
241	12/12/2008	12:00:00	30.9	7.213	1.609	4.420	12.480
242	12/12/2008	12:10:00	30.9	7.368	1.231	4.420	9.547
243	12/12/2008	12:20:00	30.8	8.938	1.378	5.468	11.515
244	12/12/2008	16:20:00	28.9	2.629	0.704	1.528	4.450
245	12/12/2008	17:00:00	28.8	2.119	0.526	1.532	3.496
246	13/12/2008	02:00:00	30.5	7.754	2.245	3.469	12.492
247	13/12/2008	02:10:00	30.3	7.793	1.986	3.469	12.490
248	13/12/2008	02:20:00	30.6	10.775	1.708	8.410	15.510
249	13/12/2008	02:30:00	30.7	12.671	1.738	9.551	16.473
250	13/12/2008	02:40:00	30.8	14.006	1.872	8.411	17.518
251	13/12/2008	02:50:00	30.7	10.132	2.030	6.439	15.510
252	13/12/2008	03:00:00	30.7	9.182	1.753	5.475	14.494
253	13/12/2008	03:10:00	31.1	9.419	2.895	4.426	17.514
254	13/12/2008	03:20:00	30.9	9.294	2.074	5.474	14.496
255	13/12/2008	03:30:00	30.9	8.958	3.623	2.471	20.453
256	13/12/2008	03:40:00	30.9	8.025	2.534	2.472	14.499
257	13/12/2008	03:50:00	30.8	8.318	2.215	4.430	14.497
258	13/12/2008	04:10:00	30.8	8.325	2.710	3.473	16.474
259	13/12/2008	04:20:00	30.7	8.592	1.630	5.481	11.532
260	13/12/2008	04:30:00	30.8	8.044	1.688	4.431	13.541
261	13/12/2008	04:40:00	30.8	9.653	2.616	5.481	15.512
262	13/12/2008	04:50:00	31.1	9.061	2.645	4.432	15.515
263	13/12/2008	05:00:00	31.2	8.276	2.264	2.475	15.511
264	13/12/2008	05:10:00	31.4	7.989	2.963	3.469	15.511
265	13/12/2008	05:20:00	31.0	8.081	2.044	3.469	12.485
266	13/12/2008	05:30:00	31.4	8.102	2.275	2.472	12.489
267	13/12/2008	05:40:00	31.8	8.908	3.473	1.508	19.486
268	13/12/2008	05:50:00	31.9	8.837	2.117	2.465	13.529
269	13/12/2008	06:00:00	31.7	7.768	2.427	1.505	12.482
270	13/12/2008	06:10:00	32.0	7.370	2.429	2.464	13.529
271	13/12/2008	07:00:00	29.6	9.176	3.467	1.527	17.537
272	13/12/2008	07:20:00	30.2	9.155	3.249	3.483	17.535
273	13/12/2008	07:30:00	30.1	7.489	2.307	3.483	13.551
274	13/12/2008	07:40:00	30.2	7.088	2.675	1.526	12.505
275	13/12/2008	07:50:00	30.2	6.362	2.669	1.523	13.551
276	13/12/2008	08:00:00	30.1	6.906	2.326	3.481	12.502
277	13/12/2008	08:10:00	30.0	6.552	2.669	3.482	17.529
278	13/12/2008	09:00:00	29.9	7.903	3.405	1.528	16.487
279	13/12/2008	09:20:00	29.8	7.128	2.578	1.527	14.515
280	13/12/2008	09:30:00	30.0	6.433	2.602	1.528	12.506

No.	Date	Time	TLAB	AVG	SD	MIN	MAX
281	13/12/2008	09:40:00	29.9	7.033	2.128	1.529	11.547
282	13/12/2008	09:50:00	29.9	6.478	2.091	3.488	12.508
283	13/12/2008	10:30:00	28.0	6.854	1.515	3.517	9.603
284	13/12/2008	10:40:00	28.3	5.656	3.048	1.555	11.574
285	13/12/2008	10:50:00	28.6	5.637	2.415	2.514	12.530
286	13/12/2008	11:00:00	28.7	7.690	1.889	4.470	11.571
287	13/12/2008	11:10:00	28.8	7.368	1.634	4.466	11.566
288	13/12/2008	11:20:00	28.9	8.083	1.641	4.466	12.521
289	13/12/2008	11:30:00	29.3	7.552	1.458	4.453	10.543
290	13/12/2008	11:40:00	29.4	8.495	1.653	5.498	11.547
291	13/12/2008	11:50:00	29.7	7.782	2.262	2.490	12.505
292	13/12/2008	14:30:00	29.0	4.210	0.903	1.535	5.509
293	13/12/2008	14:40:00	29.1	3.551	0.755	1.535	4.461
294	13/12/2008	14:50:00	29.1	3.208	0.898	1.534	5.505
295	13/12/2008	15:00:00	29.0	3.992	0.731	2.492	5.506
296	13/12/2008	15:10:00	29.0	4.044	0.658	2.491	5.506
297	13/12/2008	16:40:00	28.2	7.099	2.458	2.500	11.557
298	13/12/2008	16:50:00	28.2	7.745	1.055	5.510	11.559
299	13/12/2008	17:00:00	28.2	6.898	0.898	5.510	9.590
300	13/12/2008	17:10:00	28.0	6.514	0.543	5.512	7.490
301	13/12/2008	17:20:00	28.2	4.321	0.980	2.503	6.478
302	13/12/2008	17:30:00	28.4	4.270	0.835	2.504	6.477
303	13/12/2008	17:40:00	28.1	4.311	0.708	2.504	5.519
304	13/12/2008	17:50:00	28.1	4.392	0.926	2.505	5.520
305	13/12/2008	18:00:00	27.9	5.020	0.726	3.505	6.480
306	13/12/2008	18:10:00	28.0	5.163	0.978	2.506	7.491
307	13/12/2008	18:20:00	28.1	5.481	0.701	3.505	6.483
308	13/12/2008	18:30:00	28.2	5.871	0.594	4.467	7.494
309	13/12/2008	18:40:00	28.1	4.096	0.856	2.507	6.479
310	13/12/2008	18:50:00	28.3	4.391	1.100	2.507	6.479
311	13/12/2008	19:00:00	28.5	6.106	0.811	4.464	7.492
312	13/12/2008	19:10:00	28.5	6.087	0.818	4.464	7.493
313	13/12/2008	19:20:00	28.5	5.945	1.011	4.462	7.492
314	13/12/2008	19:30:00	28.4	6.156	0.803	4.461	7.490
315	13/12/2008	19:40:00	28.6	6.233	0.920	3.500	7.487
316	13/12/2008	19:50:00	28.5	6.131	0.695	4.459	7.488
317	13/12/2008	20:00:00	28.2	6.266	0.541	5.508	7.487
318	13/12/2008	20:10:00	28.2	5.544	0.765	4.462	7.488
319	13/12/2008	20:20:00	27.9	5.638	0.460	4.466	6.479
320	13/12/2008	20:30:00	27.8	5.164	0.584	4.468	6.482
321	13/12/2008	20:40:00	27.6	4.472	0.591	3.509	5.526
322	13/12/2008	20:50:00	27.8	4.414	0.478	3.508	5.524
323	13/12/2008	21:00:00	27.7	3.877	0.498	2.511	4.475
324	13/12/2008	21:10:00	28.0	3.799	0.473	2.510	4.476
325	13/12/2008	21:20:00	27.7	5.013	0.978	2.510	7.494
326	13/12/2008	21:30:00	27.9	5.359	0.631	3.510	6.485
327	13/12/2008	21:40:00	27.7	4.891	0.699	3.511	6.484
328	13/12/2008	21:50:00	27.7	4.454	0.579	3.511	5.526
329	13/12/2008	22:00:00	28.0	4.355	0.522	3.512	5.527
330	13/12/2008	22:10:00	27.7	3.210	0.790	2.512	4.480
331	13/12/2008	22:20:00	27.6	2.441	0.652	1.553	3.520
332	13/12/2008	22:30:00	27.5	2.502	0.491	1.553	3.519
333	13/12/2008	22:40:00	27.5	2.681	0.414	1.554	3.520
334	13/12/2008	22:50:00	27.4	2.082	0.478	1.554	2.520
335	13/12/2008	23:00:00	27.3	2.036	0.480	1.554	2.521
336	14/12/2008	01:30:00	28.9	4.042	1.297	1.543	8.444
337	14/12/2008	01:40:00	28.9	7.490	2.081	3.498	12.514
338	14/12/2008	01:50:00	29.1	8.267	1.647	5.504	11.555
339	14/12/2008	02:00:00	29.3	10.039	1.934	6.464	15.537
340	14/12/2008	02:10:00	29.1	11.444	1.914	5.506	15.537

No.	Date	Time	TLAB	AVG	SD	MIN	MAX
341	14/12/2008	02:20:00	29.2	9.857	1.791	6.466	14.525
342	14/12/2008	02:30:00	29.4	8.608	2.235	3.495	13.562
343	14/12/2008	02:40:00	29.6	8.326	2.049	4.453	12.514
344	14/12/2008	02:50:00	29.4	9.033	2.118	4.450	16.491
345	14/12/2008	03:00:00	29.9	9.967	3.543	2.492	20.474
346	14/12/2008	03:10:00	30.3	10.021	2.848	3.486	17.534
347	14/12/2008	03:20:00	30.1	12.135	1.925	7.465	15.524
348	14/12/2008	03:40:00	30.5	13.393	3.545	4.436	20.458
349	14/12/2008	03:50:00	30.9	14.148	3.096	6.444	22.467
350	14/12/2008	04:00:00	31.0	16.286	2.638	10.514	22.467
351	14/12/2008	04:10:00	30.7	18.465	3.116	10.515	24.435
352	14/12/2008	04:20:00	31.0	20.126	4.140	9.551	29.462
353	14/12/2008	04:30:00	31.0	21.285	4.134	12.484	31.437
354	14/12/2008	04:40:00	31.0	21.152	3.213	14.493	30.420
355	14/12/2008	04:50:00	30.9	19.775	3.395	11.527	26.445
356	14/12/2008	05:00:00	31.1	18.806	2.516	13.534	24.435
357	14/12/2008	05:10:00	31.4	18.334	2.783	12.482	24.433
358	14/12/2008	05:30:00	30.2	9.111	2.606	3.470	13.543
359	14/12/2008	05:40:00	30.4	10.600	1.628	7.458	13.544
360	14/12/2008	05:50:00	30.5	11.410	2.280	7.457	16.475
361	14/12/2008	06:00:00	30.9	11.452	2.849	5.482	18.480
362	14/12/2008	06:10:00	31.2	11.431	3.107	3.467	17.518
363	14/12/2008	06:20:00	31.2	11.130	2.524	6.433	17.514
364	14/12/2008	06:30:00	31.3	9.720	3.902	4.424	21.497
365	14/12/2008	06:40:00	31.5	10.188	3.259	4.425	18.477
366	14/12/2008	06:50:00	31.7	10.529	2.484	4.422	16.462
367	14/12/2008	07:00:00	30.1	11.305	4.462	5.473	23.470
368	14/12/2008	07:10:00	30.5	10.646	3.907	2.473	20.456
369	14/12/2008	07:20:00	30.1	13.161	3.161	6.451	19.503
370	14/12/2008	07:30:00	30.0	12.347	3.275	5.494	20.465
371	14/12/2008	07:40:00	30.2	10.063	2.715	4.449	17.535
372	14/12/2008	07:50:00	29.8	11.994	3.687	5.495	22.478
373	14/12/2008	08:00:00	29.8	13.949	4.243	5.498	25.503
374	14/12/2008	08:10:00	29.9	11.400	4.388	1.530	23.493
375	14/12/2008	08:20:00	30.0	11.953	2.927	6.460	19.513
376	14/12/2008	08:30:00	29.9	11.979	2.902	7.473	19.513
377	14/12/2008	08:40:00	29.8	12.282	2.828	8.432	19.512
378	14/12/2008	08:50:00	29.5	12.054	2.977	6.460	18.499
379	14/12/2008	09:00:00	29.1	11.236	4.101	2.492	21.521
380	14/12/2008	09:10:00	29.0	8.662	2.466	3.496	14.524
381	14/12/2008	09:20:00	28.5	7.605	2.821	3.501	13.566
382	14/12/2008	09:30:00	28.3	8.365	3.190	2.506	15.551
383	14/12/2008	09:40:00	28.4	7.984	1.212	5.518	10.557
384	14/12/2008	09:50:00	28.0	9.121	3.038	4.470	14.542
385	14/12/2008	10:00:00	28.1	8.068	1.952	4.476	11.575
386	14/12/2008	10:10:00	27.5	9.300	3.709	3.515	18.528
387	14/12/2008	10:20:00	27.6	8.396	2.571	5.529	14.552
388	14/12/2008	10:30:00	27.7	8.496	2.140	5.535	13.593
389	14/12/2008	10:40:00	27.3	8.441	0.869	6.493	9.614
390	14/12/2008	10:50:00	27.6	8.012	1.552	6.494	11.585
391	14/12/2008	11:00:00	27.2	10.328	1.629	6.495	13.594
392	14/12/2008	11:10:00	27.1	9.175	1.773	6.496	13.595
393	14/12/2008	11:20:00	27.2	8.377	1.677	5.540	13.599
394	14/12/2008	11:30:00	26.9	8.574	1.686	5.541	11.591
395	14/12/2008	11:40:00	26.8	8.256	2.000	4.496	12.555
396	14/12/2008	11:50:00	26.9	7.939	1.325	5.546	11.600
397	14/12/2008	12:00:00	26.9	7.539	1.298	4.501	10.586
398	14/12/2008	12:10:00	27.3	8.128	1.321	5.549	11.597
399	14/12/2008	12:20:00	26.8	9.875	2.052	5.548	13.610
400	14/12/2008	12:30:00	27.0	9.633	1.626	6.510	12.561

No.	Date	Time	TLAB	AVG	SD	MIN	MAX
401	14/12/2008	12:40:00	27.0	7.488	1.280	5.550	11.597
402	14/12/2008	12:50:00	27.2	8.130	1.580	5.547	11.599
403	14/12/2008	13:00:00	26.7	9.364	2.691	4.504	14.568
404	14/12/2008	13:10:00	27.0	6.854	1.519	3.545	9.633
405	14/12/2008	13:20:00	27.0	7.763	1.669	4.504	11.603
406	14/12/2008	13:30:00	27.2	8.822	0.800	7.525	10.589
407	14/12/2008	13:40:00	27.2	8.552	1.059	6.509	10.588
408	14/12/2008	13:50:00	27.2	8.807	0.989	7.523	10.585
409	14/12/2008	14:00:00	27.8	8.396	0.645	7.510	9.621
410	14/12/2008	14:10:00	28.1	4.943	0.881	3.520	7.515
411	14/12/2008	14:20:00	28.2	2.860	0.812	1.563	4.483
412	14/12/2008	14:30:00	28.0	4.871	0.990	2.522	6.492
413	14/12/2008	14:40:00	28.2	4.118	0.850	2.519	5.530
414	14/12/2008	14:50:00	28.3	5.264	0.629	3.511	6.487
415	14/12/2008	15:00:00	28.1	4.984	0.660	3.511	6.485
416	14/12/2008	15:10:00	28.0	3.941	0.719	2.516	5.526
417	14/12/2008	15:40:00	27.8	2.800	0.545	1.558	4.476
418	14/12/2008	15:50:00	27.9	3.074	0.610	2.517	4.479
419	14/12/2008	16:00:00	27.8	2.824	0.581	1.558	3.518
420	14/12/2008	16:10:00	27.8	2.425	0.525	1.557	3.518
421	14/12/2008	16:20:00	27.7	2.748	0.630	1.557	3.520
422	14/12/2008	16:30:00	27.7	3.392	0.622	2.517	4.479
423	14/12/2008	16:40:00	27.6	3.582	0.648	2.517	4.479
424	14/12/2008	16:50:00	27.4	4.507	0.594	2.519	5.530
425	14/12/2008	17:00:00	27.3	4.135	0.531	3.515	5.530
426	14/12/2008	17:30:00	27.3	2.626	0.714	1.562	3.525
427	14/12/2008	17:40:00	27.3	3.058	0.611	1.563	4.486
428	14/12/2008	17:50:00	27.2	3.185	0.470	2.524	3.529
429	14/12/2008	18:00:00	27.2	2.733	0.508	1.564	3.528
430	14/12/2008	18:10:00	27.1	2.677	0.437	1.565	3.530
431	14/12/2008	18:20:00	27.1	2.198	0.522	1.565	3.528
432	14/12/2008	18:30:00	27.2	2.424	0.522	1.565	3.531
433	14/12/2008	19:10:00	27.2	2.796	0.539	1.567	3.531
434	14/12/2008	19:20:00	27.1	2.420	0.566	1.566	3.530
435	14/12/2008	19:30:00	27.0	2.729	0.473	1.567	3.532
436	14/12/2008	19:40:00	27.2	2.932	0.511	2.527	4.488
437	14/12/2008	19:50:00	27.0	2.753	0.612	1.567	4.491
438	14/12/2008	20:00:00	27.2	3.495	0.560	2.527	4.493
439	14/12/2008	20:10:00	27.3	3.210	0.557	2.525	4.492
440	14/12/2008	20:20:00	27.0	2.472	0.557	1.564	3.531
441	14/12/2008	20:50:00	27.0	2.401	0.372	1.567	3.531
442	14/12/2008	21:00:00	27.1	2.339	0.526	1.567	3.532
443	14/12/2008	21:10:00	27.2	3.161	0.482	2.525	3.532
444	14/12/2008	21:20:00	27.3	2.621	0.598	1.563	3.531
445	15/12/2008	01:50:00	29.0	7.945	2.739	3.512	14.540
446	15/12/2008	02:00:00	29.3	8.871	3.093	3.506	16.504
447	15/12/2008	02:20:00	29.6	11.156	3.522	4.457	19.521
448	15/12/2008	02:50:00	29.8	14.552	3.667	6.455	22.480
449	15/12/2008	03:00:00	29.8	19.133	2.299	14.510	25.500
450	15/12/2008	03:10:00	29.5	19.768	2.464	13.554	26.464
451	15/12/2008	03:20:00	29.7	19.376	3.617	10.530	28.436
452	15/12/2008	03:30:00	29.7	15.910	3.492	9.570	23.491
453	15/12/2008	03:40:00	29.8	15.757	2.767	11.545	22.483
454	15/12/2008	03:50:00	30.0	14.166	3.102	7.472	20.472
455	15/12/2008	04:00:00	29.9	13.438	2.439	4.451	18.498
456	15/12/2008	04:10:00	30.1	10.312	3.800	3.489	19.510
457	15/12/2008	04:20:00	30.6	9.883	2.901	3.487	15.527
458	15/12/2008	04:30:00	30.3	11.621	2.818	4.445	18.494
459	15/12/2008	04:40:00	30.4	11.585	2.137	6.454	17.535
460	15/12/2008	04:50:00	30.5	12.809	3.558	6.452	21.518

No.	Date	Time	TLAB	AVG	SD	MIN	MAX
461	15/12/2008	05:00:00	30.1	12.657	3.271	6.452	19.506
462	15/12/2008	05:10:00	30.3	12.573	3.277	5.495	19.506
463	15/12/2008	05:20:00	30.7	12.813	2.764	7.466	20.468
464	15/12/2008	05:30:00	30.6	14.309	3.383	9.563	23.486
465	15/12/2008	05:40:00	30.7	11.378	2.924	6.451	17.533
466	15/12/2008	05:50:00	30.6	11.422	2.687	6.452	17.534
467	15/12/2008	06:00:00	30.9	10.812	3.449	5.464	19.485
468	15/12/2008	06:10:00	31.0	10.686	3.238	5.462	20.437
469	15/12/2008	06:20:00	30.8	10.976	3.473	4.411	18.461
470	15/12/2008	06:30:00	30.8	12.126	2.869	5.462	17.505
471	15/12/2008	06:40:00	31.0	12.750	2.500	8.392	18.463
472	15/12/2008	06:50:00	31.0	12.489	2.145	9.530	19.478
473	15/12/2008	07:00:00	30.6	11.798	3.031	6.425	20.439
474	15/12/2008	07:10:00	30.8	9.912	2.815	6.425	19.478
475	15/12/2008	07:20:00	30.8	10.728	3.033	5.463	17.503
476	15/12/2008	07:30:00	30.8	10.281	3.274	4.402	18.483
477	15/12/2008	07:40:00	31.3	11.614	3.843	4.433	20.452
478	15/12/2008	07:50:00	31.6	11.005	3.226	5.478	22.456
479	15/12/2008	08:00:00	31.4	10.615	3.439	5.477	22.457
480	15/12/2008	08:10:00	31.8	9.877	3.076	4.427	17.516
481	15/12/2008	08:20:00	31.7	11.026	3.003	5.471	17.513
482	15/12/2008	08:30:00	31.3	9.993	2.422	5.474	17.515
483	15/12/2008	08:40:00	31.5	10.466	1.537	6.412	14.467
484	15/12/2008	08:50:00	31.4	10.442	2.510	6.407	17.486
485	15/12/2008	09:00:00	31.5	10.747	3.494	5.448	21.471
486	15/12/2008	09:10:00	31.5	10.827	2.422	6.406	17.495
487	15/12/2008	09:20:00	31.4	11.108	2.694	6.410	19.487
488	15/12/2008	09:30:00	31.2	11.413	2.596	6.436	19.490
489	15/12/2008	09:40:00	31.2	11.035	3.184	4.426	16.466
490	15/12/2008	09:50:00	31.2	11.037	2.123	6.436	16.470
491	15/12/2008	10:00:00	31.4	11.051	2.351	6.435	15.507
492	15/12/2008	10:10:00	31.2	11.242	2.093	6.432	15.507
493	15/12/2008	10:20:00	31.2	11.395	1.576	8.401	14.489
494	15/12/2008	10:30:00	30.9	11.049	1.512	8.400	14.488
495	15/12/2008	10:40:00	31.4	11.534	1.421	8.404	14.491
496	15/12/2008	10:50:00	31.1	12.027	1.509	9.540	15.498
497	15/12/2008	11:00:00	31.2	10.933	1.434	7.438	13.527
498	15/12/2008	11:10:00	31.4	10.195	0.711	8.397	11.516
499	15/12/2008	11:20:00	31.2	9.897	1.068	7.436	14.481
500	15/12/2008	11:30:00	30.8	9.525	1.432	7.436	14.482
501	15/12/2008	11:40:00	31.0	9.153	1.009	7.441	11.519
502	15/12/2008	11:50:00	30.9	8.304	1.458	5.470	11.521
503	15/12/2008	12:00:00	30.7	7.517	0.879	6.430	9.549
504	15/12/2008	12:10:00	30.7	7.209	1.255	3.464	9.552
505	15/12/2008	12:20:00	30.9	7.698	0.869	5.476	9.552
506	15/12/2008	19:00:00	28.6	3.412	0.946	1.536	6.466
507	15/12/2008	20:40:00	28.0	2.924	0.523	2.506	4.469
508	15/12/2008	20:50:00	27.9	3.014	0.613	1.549	4.473
509	15/12/2008	21:00:00	28.1	3.239	0.597	1.551	4.475
510	16/12/2008	01:20:00	31.4	5.837	1.405	1.518	11.531
511	16/12/2008	01:30:00	31.3	8.709	2.281	3.472	14.502
512	16/12/2008	01:40:00	31.2	10.356	2.952	1.515	15.514
513	16/12/2008	01:50:00	31.4	11.703	2.853	5.479	19.491
514	16/12/2008	02:10:00	31.0	12.491	3.532	4.429	17.520
515	16/12/2008	02:20:00	31.2	16.621	4.596	3.467	27.457
516	16/12/2008	02:30:00	31.5	16.226	4.466	4.425	24.432
517	16/12/2008	02:40:00	31.5	14.083	3.867	6.434	23.469
518	16/12/2008	02:50:00	31.1	14.669	3.564	6.439	21.502
519	16/12/2008	03:00:00	31.5	16.244	3.128	10.511	25.482
520	16/12/2008	03:10:00	31.6	15.926	3.631	10.508	25.480

No.	Date	Time	TLAB	AVG	SD	MIN	MAX
521	16/12/2008	03:20:00	31.3	17.969	4.071	10.505	30.422
522	16/12/2008	03:30:00	31.4	16.267	2.912	9.546	27.451
523	16/12/2008	03:40:00	31.3	17.313	3.005	11.490	27.421
524	16/12/2008	03:50:00	31.3	19.105	1.933	15.477	27.426
525	16/12/2008	04:00:00	31.7	17.845	2.360	13.501	23.443
526	16/12/2008	04:10:00	32.1	17.212	5.095	9.522	29.433
527	16/12/2008	04:20:00	31.7	15.805	3.466	11.493	27.429
528	16/12/2008	04:30:00	32.1	16.381	2.539	10.480	21.471
529	16/12/2008	04:40:00	32.1	18.133	2.770	11.487	25.448
530	16/12/2008	04:50:00	32.5	16.535	3.102	9.510	22.429
531	16/12/2008	05:00:00	32.1	13.494	2.994	8.370	22.424
532	16/12/2008	05:10:00	32.2	15.791	3.393	9.507	25.438
533	16/12/2008	05:20:00	32.3	13.821	3.493	6.399	21.463
534	16/12/2008	05:30:00	32.1	12.487	3.328	5.433	20.414
535	16/12/2008	05:40:00	32.1	11.889	2.658	7.409	19.447
536	16/12/2008	05:50:00	32.5	11.465	2.867	6.394	20.407
537	16/12/2008	06:00:00	32.5	12.371	3.643	5.433	22.441
538	16/12/2008	06:10:00	32.7	11.854	2.523	5.458	16.451
539	16/12/2008	06:20:00	32.7	12.508	3.458	6.415	20.432
540	16/12/2008	06:30:00	32.6	12.355	4.042	5.453	22.438
541	16/12/2008	06:40:00	32.4	13.162	3.007	7.431	19.471
542	16/12/2008	06:50:00	32.4	11.714	3.543	5.458	22.442
543	16/12/2008	07:00:00	32.4	11.142	3.745	3.448	18.457
544	16/12/2008	07:10:00	32.5	10.736	2.889	4.411	17.500
545	16/12/2008	07:20:00	32.3	13.179	3.475	6.420	23.458
546	16/12/2008	07:30:00	32.1	11.625	4.255	3.451	22.445
547	16/12/2008	07:40:00	32.1	11.705	2.972	5.464	18.463
548	16/12/2008	07:50:00	32.0	11.211	3.957	2.457	20.441
549	16/12/2008	08:00:00	31.9	10.324	3.314	4.416	17.507
550	16/12/2008	08:10:00	31.9	11.068	3.022	4.418	18.468
551	16/12/2008	08:20:00	31.8	10.964	2.598	4.417	16.457
552	16/12/2008	08:30:00	31.8	10.535	1.812	6.425	15.495
553	16/12/2008	08:40:00	31.8	12.735	4.443	8.396	29.449
554	16/12/2008	08:50:00	31.7	10.742	1.238	7.435	13.520
555	16/12/2008	09:00:00	32.3	11.250	1.845	6.418	15.490
556	16/12/2008	09:10:00	32.3	10.788	1.237	8.388	13.516
557	16/12/2008	09:20:00	32.3	10.631	0.960	8.387	12.465
558	16/12/2008	09:30:00	32.3	9.303	1.087	6.414	11.504
559	16/12/2008	09:40:00	32.1	8.790	1.112	5.452	10.491
560	16/12/2008	09:50:00	32.4	9.362	1.576	7.425	12.464
561	16/12/2008	10:00:00	32.4	8.176	1.365	5.452	11.503
562	16/12/2008	10:10:00	32.3	6.463	1.051	4.405	8.391
563	16/12/2008	10:20:00	32.4	6.616	1.136	4.405	9.532
564	16/12/2008	10:30:00	32.1	6.689	0.986	4.406	8.393
565	16/12/2008	10:40:00	32.0	5.196	0.872	3.446	7.433
566	16/12/2008	10:50:00	31.8	5.020	1.098	3.446	7.438
567	16/12/2008	11:00:00	31.7	4.612	1.208	2.454	7.435
568	16/12/2008	11:10:00	31.6	4.008	1.110	1.494	7.439
569	16/12/2008	11:20:00	31.3	2.953	0.791	1.495	4.419
570	16/12/2008	11:40:00	30.9	2.825	0.811	1.497	5.472
571	16/12/2008	12:00:00	30.8	2.637	0.884	1.503	5.476
572	16/12/2008	16:00:00	28.9	3.158	0.758	1.533	5.505
573	16/12/2008	16:10:00	28.7	2.275	0.624	1.534	3.499
574	16/12/2008	16:20:00	28.8	2.472	0.796	1.536	4.463
575	16/12/2008	18:40:00	28.7	3.079	0.889	1.537	5.510
576	16/12/2008	18:50:00	28.7	2.558	0.845	1.538	4.464
577	16/12/2008	19:00:00	29.1	2.602	0.638	1.538	4.461
578	16/12/2008	19:30:00	28.4	2.966	0.834	1.539	6.471
579	16/12/2008	19:40:00	28.4	2.819	0.689	1.540	5.514
580	16/12/2008	19:50:00	28.3	2.394	0.536	1.541	3.506

No.	Date	Time	TLAB	AVG	SD	MIN	MAX
581	16/12/2008	20:00:00	28.3	2.693	0.706	1.542	4.467
582	16/12/2008	21:10:00	28.4	2.706	0.643	1.539	3.505
583	16/12/2008	21:20:00	28.4	2.639	0.608	1.541	4.466
584	16/12/2008	21:30:00	28.3	2.590	0.518	1.542	3.508
585	16/12/2008	21:40:00	28.3	2.606	0.499	1.543	3.508
586	16/12/2008	21:50:00	28.2	2.528	0.632	1.543	4.470
587	16/12/2008	22:00:00	28.1	2.219	0.509	1.544	3.510
588	16/12/2008	22:10:00	28.3	1.929	0.470	1.545	2.512
589	17/12/2008	00:50:00	29.5	6.358	1.162	3.493	8.441
590	17/12/2008	01:00:00	29.5	4.146	2.283	1.533	9.577
591	17/12/2008	01:40:00	29.7	5.847	1.892	1.529	9.572
592	17/12/2008	02:00:00	30.2	6.741	1.418	4.441	10.527
593	17/12/2008	02:10:00	29.8	8.329	2.023	4.441	11.538
594	17/12/2008	02:20:00	30.0	9.081	1.401	5.490	12.497
595	17/12/2008	02:30:00	30.3	11.083	1.555	7.458	14.505
596	17/12/2008	02:40:00	30.0	11.300	2.338	7.457	17.524
597	17/12/2008	02:50:00	29.9	10.963	2.064	7.457	16.477
598	17/12/2008	03:00:00	30.0	12.102	2.503	7.460	17.525
599	17/12/2008	03:10:00	30.1	14.925	3.119	9.558	22.465
600	17/12/2008	03:20:00	30.3	19.243	4.072	12.490	34.399
601	17/12/2008	03:30:00	30.1	25.269	6.038	17.523	45.513
602	17/12/2008	03:40:00	30.1	32.108	7.162	16.473	48.446
603	17/12/2008	03:50:00	30.2	31.048	2.798	25.488	39.417
604	17/12/2008	04:00:00	30.5	30.215	3.007	25.487	39.417
605	17/12/2008	04:10:00	30.4	21.326	4.164	14.503	28.426
606	17/12/2008	04:20:00	30.5	18.547	3.846	10.519	27.464
607	17/12/2008	04:30:00	30.9	17.045	3.282	12.491	27.465
608	17/12/2008	04:40:00	30.9	16.264	1.568	13.538	19.498
609	17/12/2008	04:50:00	31.1	17.305	1.932	14.497	21.504
610	17/12/2008	05:00:00	31.3	19.579	2.054	16.469	26.445
611	17/12/2008	05:10:00	30.9	21.035	2.294	16.469	26.445
612	17/12/2008	05:20:00	31.2	21.215	1.884	17.515	25.484
613	17/12/2008	05:30:00	31.5	20.870	2.459	17.508	27.452
614	17/12/2008	05:40:00	31.2	20.397	2.897	16.460	29.460
615	17/12/2008	05:50:00	31.3	25.571	5.219	18.470	40.358
616	17/12/2008	06:00:00	31.9	28.517	6.310	17.507	49.461
617	17/12/2008	06:10:00	32.0	35.648	5.073	22.447	49.479
618	17/12/2008	06:20:00	32.1	26.625	7.730	10.497	42.464
619	17/12/2008	06:30:00	31.9	19.988	5.670	9.536	34.382
620	17/12/2008	06:40:00	32.0	14.603	3.806	7.435	22.449
621	17/12/2008	06:50:00	32.0	12.750	2.772	8.378	18.466
622	17/12/2008	07:00:00	31.8	11.856	3.101	6.404	20.422
623	17/12/2008	07:10:00	31.9	12.807	2.278	9.520	17.493
624	17/12/2008	07:20:00	32.1	12.031	2.440	5.447	17.486
625	17/12/2008	07:30:00	32.0	12.096	2.944	7.418	22.430
626	17/12/2008	07:40:00	32.1	15.836	3.070	10.479	23.441
627	17/12/2008	07:50:00	32.1	13.787	3.725	4.396	23.441
628	17/12/2008	08:20:00	32.3	11.386	3.417	4.394	20.418
629	17/12/2008	08:30:00	32.5	11.454	2.960	5.443	18.443
630	17/12/2008	08:40:00	32.6	10.278	4.429	2.441	21.466
631	17/12/2008	08:50:00	32.7	10.237	2.610	4.409	16.435
632	17/12/2008	09:00:00	32.3	9.720	3.244	3.451	19.477
633	17/12/2008	09:10:00	32.3	10.572	3.016	4.409	16.451
634	17/12/2008	09:20:00	32.7	11.213	2.550	5.458	17.498
635	17/12/2008	09:30:00	32.6	11.710	3.130	6.416	18.459
636	17/12/2008	09:40:00	32.9	10.482	2.299	6.415	18.458
637	17/12/2008	09:50:00	32.3	11.028	2.579	6.414	17.497
638	17/12/2008	10:00:00	32.1	11.136	1.736	7.427	15.489
639	17/12/2008	10:10:00	32.0	10.824	1.743	8.388	15.490
640	17/12/2008	10:20:00	32.0	11.335	2.100	7.429	18.457

No.	Date	Time	TLAB	AVG	SD	MIN	MAX
641	17/12/2008	10:30:00	31.7	10.559	1.315	7.428	13.516
642	17/12/2008	10:40:00	31.8	10.426	0.982	8.388	12.467
643	17/12/2008	10:50:00	31.8	10.378	1.233	8.387	14.475
644	17/12/2008	11:00:00	31.7	10.090	1.676	6.413	14.475
645	17/12/2008	11:10:00	32.0	10.115	1.800	5.454	14.476
646	17/12/2008	11:20:00	31.7	10.127	0.765	8.386	11.505
647	17/12/2008	11:30:00	32.1	9.559	1.418	6.412	12.464
648	17/12/2008	11:40:00	32.2	6.713	1.026	4.403	9.531
649	17/12/2008	11:50:00	32.2	4.209	1.194	1.487	6.417
650	17/12/2008	12:00:00	32.2	3.329	0.911	1.488	6.416
651	18/12/2008	00:50:00	32.2	5.728	1.243	2.479	8.418
652	18/12/2008	01:00:00	32.3	7.248	1.702	3.467	11.522
653	18/12/2008	01:10:00	32.1	10.715	2.063	6.435	15.507
654	18/12/2008	01:20:00	32.1	12.662	2.225	6.428	17.511
655	18/12/2008	01:30:00	31.7	14.046	2.980	9.539	21.491
656	18/12/2008	01:40:00	31.4	14.393	2.239	9.540	18.468
657	18/12/2008	01:50:00	31.6	16.817	2.270	10.500	22.451
658	18/12/2008	02:00:00	31.3	20.976	2.292	16.455	25.473
659	18/12/2008	02:10:00	31.2	25.702	1.857	21.488	29.457
660	18/12/2008	02:20:00	31.3	29.484	2.263	24.420	34.409
661	18/12/2008	02:30:00	31.3	31.547	1.978	27.443	35.425
662	18/12/2008	02:40:00	31.2	30.354	3.261	24.419	36.378
663	18/12/2008	02:50:00	31.5	25.319	2.013	20.434	29.457
664	18/12/2008	03:00:00	31.6	22.173	3.316	15.490	28.403
665	18/12/2008	03:10:00	32.0	15.940	2.599	10.495	20.438
666	18/12/2008	03:20:00	31.9	15.404	1.989	11.508	20.434
667	18/12/2008	03:30:00	31.9	16.723	2.143	12.467	22.443
668	18/12/2008	03:40:00	31.9	17.094	2.124	12.468	21.486
669	18/12/2008	03:50:00	31.7	17.918	2.815	12.469	24.418
670	18/12/2008	04:00:00	31.9	17.280	1.685	13.517	20.438
671	18/12/2008	04:10:00	32.3	16.685	2.069	13.517	22.443
672	18/12/2008	04:20:00	32.1	16.073	3.153	9.534	23.457
673	18/12/2008	04:30:00	32.3	13.621	2.442	8.393	18.462
674	18/12/2008	04:40:00	32.5	11.961	1.967	7.434	17.501
675	18/12/2008	04:50:00	32.1	12.545	2.197	8.393	18.463
676	18/12/2008	05:00:00	32.2	11.369	2.357	7.434	19.476
677	18/12/2008	05:10:00	32.6	10.184	1.751	7.428	14.477
678	18/12/2008	05:20:00	32.7	10.035	2.583	3.445	18.452
679	18/12/2008	05:30:00	32.5	9.675	2.952	4.403	17.492
680	18/12/2008	05:40:00	32.3	9.893	2.121	4.404	13.513
681	18/12/2008	05:50:00	31.8	11.019	2.473	6.412	17.496
682	18/12/2008	06:00:00	32.4	12.449	3.007	9.529	25.461
683	18/12/2008	06:10:00	31.7	20.934	2.630	13.511	27.433
684	18/12/2008	06:20:00	31.4	18.698	1.810	13.512	23.453

LAMPIRAN 7

DATA TEMPERATUR LABORATORIUM DAN KONSENTRASI OZON BULAN JANUARI 2009

No.	Date	Time	TLAB	AVG	SD	MIN	MAX
1	15/01/2009	04:00:00	33.0	27.786	1.481	25.456	31.414
2	15/01/2009	04:10:00	33.1	28.082	2.105	24.404	35.392
3	15/01/2009	04:20:00	33.0	27.967	1.601	24.402	31.411
4	15/01/2009	05:00:00	33.7	28.405	2.100	25.447	33.416
5	15/01/2009	05:10:00	33.5	29.177	1.548	25.443	33.360
6	15/01/2009	05:40:00	34.4	25.813	2.052	20.403	30.381
7	15/01/2009	05:50:00	34.3	26.553	2.750	21.452	34.371
8	15/01/2009	06:00:00	34.3	26.605	2.426	22.407	32.349
9	15/01/2009	06:10:00	34.3	27.054	1.587	23.417	30.372
10	15/01/2009	06:20:00	34.6	28.375	2.715	16.409	32.345
11	15/01/2009	06:40:00	33.0	26.564	4.738	19.446	43.446
12	15/01/2009	06:50:00	32.9	27.229	3.594	20.406	33.409
13	15/01/2009	07:00:00	33.2	26.138	3.307	20.412	35.387
14	15/01/2009	07:10:00	33.4	27.964	2.925	23.432	35.387
15	15/01/2009	07:20:00	33.6	26.594	3.163	21.455	36.350
16	15/01/2009	07:30:00	33.2	26.270	2.525	21.454	31.396
17	15/01/2009	07:40:00	33.4	27.005	2.736	22.416	33.406
18	15/01/2009	07:50:00	33.4	28.015	2.216	24.387	32.357
19	15/01/2009	08:00:00	33.5	28.649	2.761	23.426	35.366
20	15/01/2009	08:10:00	33.1	30.114	2.539	25.438	36.328
21	15/01/2009	08:20:00	33.4	30.157	2.123	26.395	34.374
22	15/01/2009	08:30:00	33.7	31.146	2.471	26.392	35.380
23	15/01/2009	08:40:00	33.7	31.493	2.310	27.403	37.378
24	15/01/2009	08:50:00	33.7	32.202	2.244	28.363	38.337
25	15/01/2009	09:00:00	33.7	33.441	1.976	28.346	37.367
26	15/01/2009	09:10:00	33.7	34.041	2.885	28.346	40.306
27	15/01/2009	09:20:00	33.8	32.185	1.833	28.335	37.367
28	15/01/2009	09:30:00	33.9	32.229	2.428	28.335	40.295
29	15/01/2009	09:40:00	33.5	31.964	1.873	28.335	36.350
30	15/01/2009	09:50:00	33.4	33.027	2.813	28.364	40.323
31	15/01/2009	10:00:00	33.4	32.270	2.448	28.364	39.366
32	15/01/2009	10:10:00	33.5	33.009	2.378	28.364	39.366
33	15/01/2009	10:20:00	33.4	32.370	1.589	29.413	36.339
34	15/01/2009	10:30:00	33.5	30.845	1.220	26.392	32.354
35	15/01/2009	10:40:00	33.5	31.592	1.795	27.404	35.377
36	15/01/2009	10:50:00	33.3	31.855	2.234	28.364	39.366
37	15/01/2009	11:00:00	33.3	32.716	1.520	30.372	36.339
38	15/01/2009	11:10:00	32.9	33.700	1.757	30.372	37.396
39	15/01/2009	11:20:00	33.0	34.615	1.732	30.372	39.366
40	15/01/2009	11:30:00	32.9	33.575	1.558	31.396	38.354
41	15/01/2009	11:40:00	32.8	32.744	1.109	30.383	35.388
42	15/01/2009	11:50:00	32.7	31.900	1.140	30.394	34.392
43	15/01/2009	12:00:00	32.4	32.584	1.132	30.404	35.408
44	15/01/2009	12:10:00	32.5	32.557	0.979	30.415	34.402
45	15/01/2009	12:20:00	32.3	31.072	0.904	29.434	32.386
46	15/01/2009	12:30:00	32.2	30.792	0.792	29.444	33.436
47	15/01/2009	12:40:00	32.2	29.981	0.845	28.407	31.449
48	15/01/2009	12:50:00	32.4	30.998	1.081	29.438	33.457
49	15/01/2009	13:00:00	32.3	30.564	1.281	28.390	33.430
50	15/01/2009	13:10:00	32.3	29.311	0.799	28.390	31.432

No.	Date	Time	TLAB	AVG	SD	MIN	MAX
51	15/01/2009	13:20:00	32.0	28.705	1.133	25.450	31.409
52	15/01/2009	13:30:00	31.9	28.203	0.628	26.411	29.439
53	15/01/2009	13:40:00	31.9	27.133	0.896	25.452	28.390
54	15/01/2009	13:50:00	32.3	14.773	6.916	8.382	27.429
55	15/01/2009	14:00:00	31.9	12.518	1.809	8.382	15.481
56	15/01/2009	14:10:00	32.1	10.964	1.827	8.386	16.443
57	15/01/2009	14:20:00	32.1	11.599	1.037	9.528	13.513
58	15/01/2009	14:30:00	32.0	11.346	1.023	9.528	13.513
59	15/01/2009	14:40:00	32.2	9.110	1.517	5.455	12.465
60	15/01/2009	15:10:00	31.4	12.345	4.014	5.458	25.462
61	15/01/2009	15:20:00	31.3	12.107	2.097	6.422	17.505
62	15/01/2009	15:30:00	31.3	10.006	1.283	7.438	12.475
63	15/01/2009	15:40:00	30.8	9.124	1.637	5.468	12.477
64	15/01/2009	15:50:00	30.9	6.149	1.478	3.458	11.518
65	15/01/2009	16:00:00	30.9	7.380	0.925	5.469	9.547
66	15/01/2009	16:20:00	30.9	4.381	0.872	2.463	6.434
67	15/01/2009	16:30:00	30.8	3.472	0.869	1.503	5.477
68	15/01/2009	17:50:00	30.6	15.480	5.321	4.422	29.460
69	15/01/2009	18:00:00	30.7	11.960	1.494	9.546	19.482
70	15/01/2009	18:10:00	30.6	12.279	3.132	7.446	21.496
71	15/01/2009	18:20:00	30.6	16.966	1.938	12.479	20.446
72	15/01/2009	18:30:00	30.4	16.998	2.455	12.480	22.458
73	15/01/2009	18:40:00	30.8	16.333	2.348	11.519	21.499
74	15/01/2009	18:50:00	30.7	14.045	1.682	10.506	17.516
75	15/01/2009	19:00:00	30.7	13.495	2.179	10.509	18.475
76	15/01/2009	19:10:00	30.1	9.685	2.012	7.450	15.511
77	15/01/2009	19:20:00	30.0	11.392	1.455	8.413	16.471
78	15/01/2009	19:30:00	30.5	10.966	1.291	8.414	14.501
79	15/01/2009	19:40:00	30.0	12.234	2.291	7.455	16.474
80	15/01/2009	19:50:00	29.9	10.801	1.396	6.446	12.498
81	15/01/2009	20:00:00	29.7	7.549	1.703	4.438	10.523
82	15/01/2009	20:10:00	30.1	10.619	2.783	5.485	15.516
83	15/01/2009	20:20:00	29.9	8.409	2.788	4.436	14.505
84	15/01/2009	20:50:00	29.3	3.628	0.921	2.482	6.453
85	15/01/2009	21:00:00	29.0	2.690	0.591	1.526	3.490
86	15/01/2009	21:10:00	29.2	2.513	0.744	1.527	4.453
87	15/01/2009	21:20:00	28.8	5.326	1.088	2.490	7.476
88	15/01/2009	21:30:00	29.0	6.843	1.674	3.491	10.538
89	15/01/2009	21:40:00	28.8	7.315	0.826	5.501	8.439
90	15/01/2009	21:50:00	29.1	10.890	1.645	7.475	14.518
91	15/01/2009	22:00:00	29.1	12.223	1.228	9.574	16.490
92	15/01/2009	22:10:00	29.4	11.787	1.619	9.570	16.492
93	15/01/2009	22:20:00	29.5	6.693	2.563	2.491	11.547
94	15/01/2009	22:30:00	29.6	4.630	1.124	3.489	8.436
95	15/01/2009	22:40:00	29.8	3.782	1.077	1.528	6.460
96	15/01/2009	22:50:00	29.2	4.565	2.598	1.527	14.514
97	15/01/2009	23:00:00	29.1	3.639	0.644	2.488	5.501
98	15/01/2009	23:10:00	29.2	5.909	2.059	2.493	9.581
99	15/01/2009	23:20:00	29.6	5.450	0.952	3.493	8.441
100	16/01/2009	00:30:00	29.9	8.814	3.507	3.483	24.445

No.	Date	Time	TLAB	AVG	SD	MIN	MAX
101	16/01/2009	00:40:00	30.4	7.566	1.597	4.441	13.546
102	16/01/2009	01:00:00	31.1	13.146	2.539	8.419	22.470
103	16/01/2009	01:10:00	31.0	17.712	2.771	9.558	23.479
104	16/01/2009	01:20:00	31.1	19.145	1.342	15.510	22.466
105	16/01/2009	01:30:00	31.3	18.606	2.965	11.526	24.433
106	16/01/2009	01:40:00	31.7	22.083	3.816	13.531	30.423
107	16/01/2009	01:50:00	31.5	22.445	2.160	13.528	25.478
108	16/01/2009	02:00:00	32.4	21.428	2.886	15.497	29.460
109	16/01/2009	02:10:00	32.4	23.935	4.630	17.502	38.385
110	16/01/2009	02:20:00	32.5	26.090	3.660	16.452	33.431
111	16/01/2009	02:30:00	32.3	26.184	3.665	15.486	34.387
112	16/01/2009	02:40:00	32.7	24.814	2.598	18.454	29.445
113	16/01/2009	02:50:00	32.7	27.005	3.508	19.466	36.355
114	16/01/2009	03:00:00	32.7	33.749	4.085	22.435	41.501
115	16/01/2009	03:10:00	32.6	34.920	4.920	24.405	48.424
116	16/01/2009	03:20:00	32.8	37.741	2.519	32.358	45.479
117	16/01/2009	03:30:00	32.4	42.273	5.975	33.389	59.398
118	16/01/2009	03:40:00	32.4	52.248	4.305	43.448	62.364
119	16/01/2009	03:50:00	32.6	55.249	4.376	46.411	62.354
120	16/01/2009	04:00:00	32.5	46.202	3.049	39.379	51.434
121	16/01/2009	04:10:00	32.5	39.271	3.458	33.416	46.442
122	16/01/2009	04:20:00	32.2	39.111	2.715	34.372	46.432
123	16/01/2009	04:30:00	32.4	39.230	3.013	33.416	47.454
124	16/01/2009	04:40:00	32.4	38.876	1.933	35.389	43.469
125	16/01/2009	04:50:00	32.2	38.192	2.311	33.416	42.455
126	16/01/2009	05:00:00	32.7	37.154	2.280	33.416	43.469
127	16/01/2009	05:10:00	32.5	38.300	3.274	32.365	44.422
128	16/01/2009	05:20:00	32.5	37.716	2.786	30.384	42.455
129	16/01/2009	05:30:00	32.8	35.475	2.915	30.384	44.422
130	16/01/2009	05:40:00	32.8	33.612	2.589	28.376	41.479
131	16/01/2009	05:50:00	32.5	35.084	2.079	31.386	39.399
132	16/01/2009	06:00:00	32.7	35.262	3.171	28.397	42.465
133	16/01/2009	06:10:00	32.7	42.339	3.960	35.388	50.411
134	16/01/2009	06:20:00	33.0	44.248	2.261	39.367	50.411
135	16/01/2009	06:30:00	33.1	46.201	3.767	38.345	55.395
136	16/01/2009	06:40:00	33.2	43.960	4.033	35.382	53.417
137	16/01/2009	06:50:00	32.9	39.943	3.192	34.365	48.403
138	16/01/2009	07:00:00	33.0	36.737	4.926	26.408	48.393
139	16/01/2009	07:10:00	33.2	32.874	3.601	24.398	39.352
140	16/01/2009	07:20:00	32.8	32.035	1.945	28.348	36.372
141	16/01/2009	07:30:00	32.9	31.736	2.101	27.422	36.361
142	16/01/2009	07:40:00	33.0	31.239	3.695	25.447	40.345
143	16/01/2009	07:50:00	33.2	32.335	3.025	27.419	39.378
144	16/01/2009	08:00:00	33.2	32.180	3.200	27.418	39.382
145	16/01/2009	08:10:00	33.7	32.038	2.980	24.396	37.400
146	16/01/2009	08:20:00	33.1	33.114	2.989	27.411	39.361
147	16/01/2009	08:30:00	32.8	33.394	3.246	27.413	42.441
148	16/01/2009	08:40:00	33.1	33.351	3.231	29.421	42.441
149	16/01/2009	08:50:00	32.9	33.989	1.720	29.421	38.353
150	16/01/2009	09:00:00	33.4	34.074	1.945	29.410	38.353
151	16/01/2009	09:10:00	33.2	34.181	2.421	30.370	39.364
152	16/01/2009	09:20:00	33.3	34.339	2.055	29.399	39.354
153	16/01/2009	09:30:00	33.4	34.679	2.532	30.359	44.397
154	16/01/2009	09:40:00	33.1	33.623	1.926	30.359	39.354
155	16/01/2009	09:50:00	33.3	33.703	2.412	29.399	40.311
156	16/01/2009	10:00:00	33.2	33.865	2.737	29.399	40.311
157	16/01/2009	10:10:00	33.0	30.554	1.718	27.412	33.409
158	16/01/2009	10:20:00	32.9	31.712	2.590	26.401	38.365
159	16/01/2009	10:30:00	32.9	34.169	3.540	29.422	45.475
160	16/01/2009	10:40:00	32.5	29.713	2.194	26.399	34.382

No.	Date	Time	TLAB	AVG	SD	MIN	MAX
161	16/01/2009	10:50:00	32.8	26.328	1.124	24.387	28.376
162	16/01/2009	11:00:00	32.8	25.688	2.096	21.457	30.386
163	16/01/2009	11:10:00	32.7	23.967	1.469	21.457	29.426
164	16/01/2009	11:20:00	32.5	22.761	1.114	20.409	25.445
165	16/01/2009	11:30:00	32.4	21.424	1.816	17.476	25.446
166	16/01/2009	11:40:00	32.4	19.588	1.189	16.430	23.438
167	16/01/2009	11:50:00	32.2	19.145	1.110	17.480	23.439
168	16/01/2009	12:00:00	32.2	19.615	1.913	16.435	26.411
169	16/01/2009	12:10:00	32.2	17.539	4.664	11.493	36.372
170	16/01/2009	12:20:00	32.0	15.500	1.973	11.495	19.463
171	16/01/2009	12:30:00	32.0	13.322	6.881	3.441	48.440
172	16/01/2009	12:40:00	31.9	16.831	4.204	11.499	33.420
173	16/01/2009	12:50:00	32.2	12.624	3.177	9.522	26.416
174	16/01/2009	13:00:00	32.0	10.524	2.576	8.383	21.472
175	16/01/2009	13:10:00	31.9	11.501	2.607	5.452	19.464
176	16/01/2009	13:20:00	32.0	11.310	1.598	6.413	14.473
177	16/01/2009	13:30:00	31.7	17.523	7.410	10.485	35.420
178	16/01/2009	13:40:00	31.6	19.180	4.002	8.386	33.422
179	16/01/2009	13:50:00	31.6	23.458	6.802	1.487	37.439
180	16/01/2009	14:00:00	31.9	20.884	2.012	17.494	25.461
181	16/01/2009	14:10:00	31.9	17.517	1.940	8.390	19.472
182	16/01/2009	14:20:00	31.5	17.998	1.826	14.475	20.434
183	16/01/2009	14:30:00	31.4	9.008	2.759	3.451	15.491
184	16/01/2009	14:40:00	31.7	9.821	5.719	1.494	27.441
185	16/01/2009	14:50:00	31.3	5.941	0.992	4.415	9.540
186	16/01/2009	15:10:00	31.3	8.841	3.332	3.455	15.500
187	16/01/2009	15:20:00	31.0	11.196	5.089	1.499	20.439
188	16/01/2009	16:00:00	31.0	6.491	2.460	1.499	12.479
189	16/01/2009	16:10:00	31.0	8.458	2.842	4.421	17.509
190	16/01/2009	16:20:00	31.0	9.901	3.252	2.461	15.501
191	16/01/2009	16:30:00	31.0	11.853	3.266	6.429	19.482
192	16/01/2009	16:40:00	30.7	10.221	2.827	1.503	13.529
193	16/01/2009	16:50:00	30.5	8.346	2.859	3.463	14.495
194	16/01/2009	17:00:00	30.0	5.663	2.420	1.509	10.513
195	16/01/2009	17:10:00	30.3	3.252	1.102	1.511	6.446
196	16/01/2009	18:00:00	30.4	4.377	2.246	1.518	10.524
197	16/01/2009	18:40:00	30.0	8.929	3.878	2.479	21.508
198	16/01/2009	18:50:00	29.9	10.087	2.830	5.487	18.487
199	16/01/2009	19:00:00	30.1	15.747	4.562	3.479	25.492
200	16/01/2009	19:10:00	30.1	18.058	3.432	10.519	25.490
201	16/01/2009	19:20:00	30.2	20.541	4.289	8.418	27.460
202	16/01/2009	19:30:00	30.0	21.695	3.346	9.556	27.458
203	16/01/2009	19:40:00	29.9	20.850	1.803	15.511	23.478
204	16/01/2009	19:50:00	30.1	20.451	3.936	14.498	37.472
205	16/01/2009	20:00:00	30.1	20.974	2.061	14.499	25.487
206	16/01/2009	20:10:00	29.9	19.865	1.857	16.471	24.438
207	16/01/2009	20:20:00	29.6	18.142	1.239	15.511	22.466
208	16/01/2009	20:30:00	30.1	18.204	1.474	14.499	21.507
209	16/01/2009	20:40:00	30.1	17.547	1.874	12.490	22.466
210	16/01/2009	20:50:00	29.6	16.191	1.194	13.542	18.484
211	16/01/2009	21:00:00	30.5	13.650	1.702	9.556	16.478
212	16/01/2009	21:10:00	30.3	10.341	2.647	6.446	18.483
213	16/01/2009	21:20:00	29.8	10.895	2.722	4.438	14.505
214	16/01/2009	21:30:00	29.2	5.036	1.067	2.481	7.467
215	16/01/2009	21:40:00	29.1	7.875	1.774	4.443	11.546
216	16/01/2009	21:50:00	29.5	10.675	3.431	4.448	19.510
217	16/01/2009	22:00:00	29.6	6.822	2.784	2.487	13.556
218	16/01/2009	22:20:00	28.9	4.595	1.396	2.489	8.436
219	16/01/2009	22:40:00	28.7	6.371	1.513	4.454	10.541
220	16/01/2009	23:00:00	28.6	3.810	0.843	2.500	5.513

No.	Date	Time	TLAB	AVG	SD	MIN	MAX
221	16/01/2009	23:10:00	29.2	4.771	1.851	1.542	9.588
222	17/01/2009	00:10:00	29.6	7.657	6.379	1.541	22.494
223	17/01/2009	00:20:00	30.1	3.702	0.940	1.541	5.510
224	17/01/2009	00:50:00	31.6	7.083	3.021	1.522	16.476
225	17/01/2009	01:00:00	32.2	12.286	2.904	6.443	17.520
226	17/01/2009	01:10:00	32.4	15.818	3.221	6.438	21.500
227	17/01/2009	01:20:00	32.1	20.007	1.869	15.501	24.430
228	17/01/2009	01:30:00	31.7	21.491	2.090	17.506	24.427
229	17/01/2009	01:40:00	31.7	24.072	2.470	17.504	27.446
230	17/01/2009	01:50:00	31.1	24.510	1.958	19.477	28.407
231	17/01/2009	02:00:00	31.2	27.613	2.986	22.447	34.391
232	17/01/2009	02:10:00	31.1	29.547	1.893	26.432	34.411
233	17/01/2009	02:20:00	31.5	30.661	1.853	27.446	33.442
234	17/01/2009	02:30:00	31.4	32.674	2.091	26.432	36.380
235	17/01/2009	02:40:00	31.5	35.217	2.286	28.405	40.353
236	17/01/2009	02:50:00	31.5	37.182	1.902	33.413	42.462
237	17/01/2009	03:00:00	32.2	39.276	2.836	35.414	46.460
238	17/01/2009	03:10:00	31.9	41.967	2.358	38.371	47.470
239	17/01/2009	03:20:00	32.3	39.510	1.891	35.382	44.437
240	17/01/2009	03:30:00	31.7	26.695	5.612	16.454	36.355
241	17/01/2009	03:40:00	32.0	22.057	3.175	15.493	29.451
242	17/01/2009	03:50:00	32.1	20.968	2.898	15.493	29.451
243	17/01/2009	04:00:00	32.1	20.921	3.131	16.448	29.449
244	17/01/2009	04:10:00	32.1	22.109	2.327	18.461	28.401
245	17/01/2009	04:20:00	32.4	22.037	2.284	18.454	27.437
246	17/01/2009	04:30:00	32.2	22.963	2.411	18.453	28.396
247	17/01/2009	04:40:00	32.3	23.667	2.583	18.454	28.396
248	17/01/2009	04:50:00	32.4	24.422	2.940	18.452	30.403
249	17/01/2009	05:00:00	32.5	25.992	2.175	20.421	30.401
250	17/01/2009	05:10:00	32.3	26.324	2.584	21.469	31.411
251	17/01/2009	05:20:00	32.4	25.050	2.249	20.417	31.409
252	17/01/2009	05:30:00	32.6	23.771	2.328	19.458	28.387
253	17/01/2009	05:40:00	32.7	22.104	2.590	16.438	30.394
254	17/01/2009	05:50:00	33.0	22.071	1.860	17.482	26.412
255	17/01/2009	06:00:00	33.0	21.805	2.504	14.461	27.426
256	17/01/2009	06:10:00	32.9	22.139	2.325	18.440	26.410
257	17/01/2009	06:20:00	33.0	21.863	2.415	15.471	27.423
258	17/01/2009	06:30:00	32.7	22.535	2.509	17.479	26.410
259	17/01/2009	06:40:00	33.3	26.210	10.464	18.441	69.363
260	17/01/2009	06:50:00	33.9	32.597	5.805	26.401	57.415
261	17/01/2009	07:10:00	33.4	19.775	2.756	12.443	30.383
262	17/01/2009	07:20:00	33.4	21.331	2.003	17.470	26.398
263	17/01/2009	07:30:00	33.0	21.614	3.277	15.461	30.382
264	17/01/2009	07:40:00	32.9	21.119	2.330	16.424	27.413
265	17/01/2009	07:50:00	33.5	21.918	3.309	16.427	29.427
266	17/01/2009	08:00:00	33.1	21.277	2.657	16.427	28.378
267	17/01/2009	08:10:00	33.4	21.925	2.721	17.477	28.380
268	17/01/2009	08:20:00	33.3	21.013	1.833	14.454	25.444
269	17/01/2009	08:30:00	33.3	22.109	2.581	18.436	29.425
270	17/01/2009	08:40:00	33.6	22.114	2.651	16.430	28.378
271	17/01/2009	08:50:00	33.4	22.035	2.150	18.438	28.379
272	17/01/2009	09:00:00	33.4	22.254	2.262	16.425	26.405
273	17/01/2009	09:10:00	33.1	22.275	1.502	19.447	25.445
274	17/01/2009	09:20:00	33.1	23.069	2.340	18.434	27.415
275	17/01/2009	09:30:00	33.1	20.521	1.623	16.427	24.391
276	17/01/2009	09:40:00	33.3	22.107	2.136	19.447	28.377
277	17/01/2009	09:50:00	33.4	22.637	2.842	17.473	29.422
278	17/01/2009	10:00:00	33.5	23.595	2.082	20.405	30.386
279	17/01/2009	10:10:00	33.4	23.833	2.580	20.404	31.398
280	17/01/2009	10:20:00	33.4	25.063	2.438	20.405	30.383

No.	Date	Time	TLAB	AVG	SD	MIN	MAX
281	17/01/2009	10:30:00	33.4	23.065	1.456	20.403	26.399
282	17/01/2009	10:40:00	33.3	23.313	1.849	20.403	28.374
283	17/01/2009	10:50:00	32.8	22.814	1.679	20.404	28.373
284	17/01/2009	11:00:00	33.0	22.333	1.779	18.433	27.415
285	17/01/2009	11:10:00	32.8	22.314	1.975	20.407	28.376
286	17/01/2009	11:20:00	32.7	22.643	1.114	20.408	25.444
287	17/01/2009	11:30:00	32.4	23.219	1.638	19.450	27.421
288	17/01/2009	11:40:00	32.2	22.723	1.449	18.439	25.448
289	17/01/2009	11:50:00	32.3	22.193	1.364	19.453	26.409
290	17/01/2009	12:00:00	32.3	21.457	0.556	20.416	22.430
291	17/01/2009	12:10:00	32.3	20.832	0.857	19.456	22.431
292	17/01/2009	12:20:00	32.2	20.919	1.233	18.446	23.446
293	17/01/2009	12:30:00	32.0	21.565	0.822	19.459	23.446
294	17/01/2009	12:40:00	32.4	20.596	0.885	18.448	22.436
295	17/01/2009	12:50:00	32.3	20.235	1.125	18.446	24.406
296	17/01/2009	13:00:00	32.3	19.783	0.739	18.447	21.474
297	17/01/2009	13:10:00	32.1	19.948	0.893	18.449	22.435
298	17/01/2009	13:20:00	31.9	20.175	1.034	18.449	23.447
299	17/01/2009	13:30:00	32.0	21.188	1.516	19.462	26.418
300	17/01/2009	13:40:00	31.8	20.993	1.432	18.450	24.409
301	17/01/2009	13:50:00	32.0	20.330	0.706	19.460	21.477
302	17/01/2009	14:00:00	31.9	19.988	0.804	18.449	21.477
303	17/01/2009	14:10:00	31.9	19.646	1.044	17.490	22.436
304	17/01/2009	14:20:00	31.7	13.129	4.781	5.457	19.468
305	17/01/2009	14:30:00	31.6	4.390	1.128	2.450	5.465
306	17/01/2009	14:40:00	32.0	4.344	1.417	2.451	7.439
307	17/01/2009	15:00:00	31.7	3.788	1.948	1.494	10.500
308	17/01/2009	15:20:00	31.2	9.585	2.889	4.416	14.485
309	17/01/2009	15:30:00	31.1	9.106	1.217	6.425	11.517
310	17/01/2009	15:40:00	31.1	11.469	2.393	7.441	17.508
311	17/01/2009	15:50:00	31.0	8.890	1.320	6.428	12.478
312	17/01/2009	16:00:00	31.0	7.748	1.269	6.431	11.520
313	17/01/2009	16:10:00	31.1	5.578	0.896	3.465	7.451
314	17/01/2009	16:20:00	31.0	4.509	1.463	2.463	8.409
315	17/01/2009	16:30:00	31.0	3.914	1.070	2.463	7.448
316	17/01/2009	16:40:00	31.1	2.883	1.075	1.504	6.437
317	17/01/2009	18:00:00	30.8	10.097	3.067	3.465	17.512
318	17/01/2009	18:10:00	30.9	13.929	2.651	7.446	19.485
319	17/01/2009	18:20:00	31.0	14.459	1.745	10.505	18.472
320	17/01/2009	18:30:00	31.0	15.735	3.674	6.432	26.438
321	17/01/2009	18:40:00	30.7	10.556	4.232	4.422	19.486
322	17/01/2009	18:50:00	30.6	6.746	2.355	2.465	13.534
323	17/01/2009	19:00:00	30.7	5.288	1.736	2.467	9.555
324	17/01/2009	19:10:00	30.3	6.063	2.490	2.469	10.515
325	17/01/2009	19:20:00	30.2	5.855	1.929	2.471	11.532
326	17/01/2009	19:30:00	30.0	5.802	2.027	3.475	10.522
327	17/01/2009	19:40:00	29.8	5.068	1.823	2.476	11.536
328	17/01/2009	19:50:00	29.9	5.229	1.220	2.478	9.565
329	17/01/2009	20:00:00	29.7	4.453	1.305	2.481	8.426
330	17/01/2009	20:10:00	29.8	7.006	1.966	3.482	11.542
331	17/01/2009	20:20:00	29.9	6.351	2.009	3.481	11.542
332	17/01/2009	20:40:00	29.8	5.588	2.637	1.521	10.528
333	17/01/2009	21:30:00	29.8	4.168	1.969	1.522	10.527
334	17/01/2009	21:40:00	29.9	3.356	0.936	1.523	5.496
335	17/01/2009	21:50:00	30.3	4.659	2.330	1.520	10.527
336	18/01/2009	00:10:00	29.7	5.161	1.927	1.539	8.445
337	18/01/2009	00:20:00	30.6	5.595	1.164	3.494	8.440
338	18/01/2009	00:30:00	30.7	5.708	1.410	2.485	8.432
339	18/01/2009	00:40:00	31.4	9.910	2.627	5.486	16.477
340	18/01/2009	00:50:00	32.2	11.022	2.186	5.482	15.513

No.	Date	Time	TLAB	AVG	SD	MIN	MAX
341	18/01/2009	01:00:00	32.5	11.643	2.012	8.410	16.470
342	18/01/2009	01:10:00	32.8	14.550	3.339	8.407	21.493
343	18/01/2009	01:20:00	32.5	19.791	1.724	15.496	22.453
344	18/01/2009	01:30:00	32.6	23.854	2.217	18.460	30.410
345	18/01/2009	01:40:00	32.4	26.481	3.468	18.456	34.401
346	18/01/2009	01:50:00	32.2	28.405	2.060	24.411	34.401
347	18/01/2009	02:00:00	32.5	30.395	1.679	26.420	35.407
348	18/01/2009	02:10:00	32.5	31.895	2.955	22.437	36.380
349	18/01/2009	02:20:00	32.7	35.689	1.841	31.405	40.354
350	18/01/2009	02:30:00	33.1	33.938	2.152	30.381	38.374
351	18/01/2009	02:40:00	32.4	34.491	2.063	28.373	39.365
352	18/01/2009	02:50:00	32.3	43.710	3.310	32.376	49.460
353	18/01/2009	03:00:00	32.4	46.619	1.573	43.448	50.423
354	18/01/2009	03:10:00	32.3	46.669	4.040	38.346	54.394
355	18/01/2009	03:20:00	32.7	45.884	2.852	39.358	52.388
356	18/01/2009	03:30:00	32.6	44.861	3.923	36.331	56.350
357	18/01/2009	03:40:00	33.5	36.893	5.150	25.452	45.486
358	18/01/2009	03:50:00	33.1	31.625	5.277	23.434	44.401
359	18/01/2009	04:00:00	32.9	39.614	4.196	25.448	47.456
360	18/01/2009	04:10:00	32.8	39.446	2.628	34.373	46.434
361	18/01/2009	04:20:00	32.8	37.448	2.664	32.355	43.449
362	18/01/2009	04:30:00	33.0	42.369	4.537	32.355	49.439
363	18/01/2009	04:40:00	32.7	45.268	2.984	38.363	52.405
364	18/01/2009	04:50:00	32.8	44.255	2.945	35.386	51.441
365	18/01/2009	05:00:00	32.7	43.003	3.371	35.386	50.419
366	18/01/2009	05:10:00	33.1	43.184	3.803	35.375	51.421
367	18/01/2009	05:20:00	33.3	42.731	2.519	37.384	50.409
368	18/01/2009	05:30:00	33.3	41.557	2.471	36.327	46.419
369	18/01/2009	05:40:00	33.2	40.153	2.480	35.386	45.473
370	18/01/2009	05:50:00	33.4	38.016	3.442	31.394	45.473
371	18/01/2009	06:00:00	33.3	38.067	3.317	30.371	45.465
372	18/01/2009	06:10:00	33.3	38.450	3.685	30.374	46.433
373	18/01/2009	06:20:00	33.7	38.570	2.635	31.376	43.448
374	18/01/2009	06:30:00	33.5	37.790	3.697	28.355	46.401
375	18/01/2009	06:40:00	33.4	35.902	3.181	30.363	45.465
376	18/01/2009	06:50:00	33.5	35.327	3.348	28.365	41.479
377	18/01/2009	07:00:00	33.4	35.700	3.156	29.414	42.444
378	18/01/2009	07:10:00	33.4	34.252	2.981	29.403	42.434
379	18/01/2009	07:20:00	33.5	33.902	2.257	29.414	39.368
380	18/01/2009	07:30:00	33.8	34.813	3.073	28.365	45.454
381	18/01/2009	07:40:00	34.0	34.183	2.447	29.403	40.314
382	18/01/2009	07:50:00	33.7	33.088	2.562	27.401	39.336
383	18/01/2009	08:00:00	33.7	33.634	2.733	29.414	40.325
384	18/01/2009	08:10:00	34.2	33.185	2.897	28.344	42.424
385	18/01/2009	08:20:00	33.8	32.431	3.236	23.414	38.335
386	18/01/2009	08:30:00	33.9	30.825	3.189	26.385	39.354
387	18/01/2009	08:40:00	34.1	29.324	2.446	24.375	38.342
388	18/01/2009	08:50:00	33.9	28.269	2.727	23.415	34.365
389	18/01/2009	09:00:00	34.2	28.687	2.608	23.415	35.371
390	18/01/2009	09:10:00	33.8	28.180	1.875	24.377	33.394
391	18/01/2009	09:20:00	34.3	26.917	2.890	22.404	37.370
392	18/01/2009	09:30:00	34.0	27.371	2.997	23.415	38.329
393	18/01/2009	09:40:00	34.4	27.772	1.784	24.375	31.385
394	18/01/2009	09:50:00	34.2	28.048	2.647	24.373	35.351
395	18/01/2009	10:00:00	33.9	28.363	1.867	24.375	32.345
396	18/01/2009	10:30:00	33.6	27.967	1.984	24.375	33.390
397	18/01/2009	10:40:00	33.7	28.242	2.332	23.415	33.394
398	18/01/2009	10:50:00	34.0	28.110	1.714	23.415	31.386
399	18/01/2009	11:00:00	33.7	25.550	0.985	24.376	27.406
400	18/01/2009	11:10:00	33.6	26.983	1.787	23.417	31.388

No.	Date	Time	TLAB	AVG	SD	MIN	MAX
401	18/01/2009	11:20:00	33.5	26.649	1.301	23.417	29.413
402	18/01/2009	11:30:00	33.3	27.179	1.267	24.379	30.374
403	18/01/2009	11:40:00	33.3	26.854	1.599	24.381	33.398
404	18/01/2009	11:50:00	33.0	27.811	1.425	24.383	30.381
405	18/01/2009	12:00:00	33.0	25.814	0.913	23.424	27.412
406	18/01/2009	12:10:00	32.7	26.080	0.963	24.386	28.373
407	18/01/2009	12:20:00	32.7	28.237	2.358	24.388	34.400
408	18/01/2009	12:30:00	32.6	28.396	1.622	25.439	33.406
409	18/01/2009	12:40:00	32.9	27.231	1.227	23.431	30.389
410	18/01/2009	12:50:00	32.5	26.854	1.554	24.392	29.428
411	18/01/2009	13:00:00	32.8	25.604	0.888	23.432	27.419
412	18/01/2009	13:10:00	32.6	24.864	1.116	22.420	27.421
413	18/01/2009	13:20:00	32.7	23.231	0.886	21.461	26.410
414	18/01/2009	13:30:00	32.5	22.823	1.004	20.413	24.401
415	18/01/2009	13:40:00	32.4	22.263	0.694	21.462	24.399
416	18/01/2009	13:50:00	32.7	21.665	1.219	19.453	24.401
417	18/01/2009	14:00:00	32.7	20.507	0.596	19.454	21.469
418	18/01/2009	14:10:00	32.6	18.415	3.998	8.379	23.442
419	18/01/2009	14:20:00	32.6	8.519	0.916	6.405	10.482
420	18/01/2009	14:30:00	32.4	8.156	1.388	5.445	10.485
421	18/01/2009	14:40:00	32.5	9.030	3.054	3.438	14.467
422	18/01/2009	14:50:00	32.5	4.963	1.427	3.439	9.524
423	18/01/2009	15:00:00	32.1	8.560	3.160	3.439	18.449
424	18/01/2009	15:10:00	32.0	11.063	2.475	3.442	16.446
425	18/01/2009	15:20:00	31.8	13.486	1.746	9.528	17.495
426	18/01/2009	15:30:00	31.8	9.651	2.358	4.412	13.518
427	18/01/2009	15:40:00	31.6	8.089	1.780	5.458	12.471
428	18/01/2009	15:50:00	31.6	8.648	0.893	6.422	10.501
429	18/01/2009	16:00:00	31.6	8.426	0.992	6.424	11.515
430	18/01/2009	16:10:00	31.5	6.062	1.319	3.456	9.544
431	18/01/2009	16:20:00	31.2	5.171	1.404	2.458	9.543
432	18/01/2009	16:30:00	31.3	9.834	1.452	7.441	13.527
433	18/01/2009	16:40:00	31.2	6.289	1.579	3.460	9.547
434	18/01/2009	16:50:00	31.0	4.675	1.002	2.462	7.448
435	18/01/2009	17:00:00	31.3	3.600	1.113	1.503	7.447
436	18/01/2009	17:10:00	31.2	4.402	1.635	1.502	8.408
437	18/01/2009	17:20:00	31.6	3.744	0.813	2.462	5.476
438	18/01/2009	17:30:00	31.0	4.523	1.341	1.500	7.448
439	18/01/2009	17:40:00	30.6	6.675	2.582	1.502	12.481
440	18/01/2009	18:00:00	30.4	3.312	1.045	1.507	5.479
441	18/01/2009	18:10:00	30.2	2.631	0.608	1.508	4.433
442	18/01/2009	18:20:00	30.5	3.241	1.007	1.511	6.442
443	18/01/2009	18:30:00	30.7	3.349	0.872	2.472	5.488
444	18/01/2009	18:40:00	30.3	3.172	0.690	1.514	4.437
445	18/01/2009	19:00:00	30.5	6.436	1.253	2.474	9.559
446	18/01/2009	19:10:00	30.8	6.130	1.508	4.434	10.521
447	18/01/2009	19:20:00	30.4	5.507	0.859	3.469	7.457
448	18/01/2009	19:30:00	30.0	3.340	0.839	2.473	5.486
449	18/01/2009	19:40:00	29.9	5.139	1.985	2.474	9.558
450	18/01/2009	19:50:00	30.1	4.512	0.955	1.517	6.450
451	18/01/2009	20:00:00	30.2	4.971	1.605	2.475	9.558
452	18/01/2009	20:10:00	30.5	11.939	3.015	5.483	19.495
453	18/01/2009	20:20:00	30.3	8.663	3.066	2.474	17.525
454	18/01/2009	20:30:00	30.3	10.387	5.817	1.513	41.538
455	18/01/2009	20:50:00	30.8	14.075	4.869	3.470	26.443
456	18/01/2009	21:00:00	30.5	8.552	3.919	3.467	16.468
457	18/01/2009	21:10:00	30.3	6.535	1.910	3.468	10.516
458	18/01/2009	21:20:00	30.4	15.428	5.724	5.480	29.467
459	18/01/2009	21:30:00	30.7	14.191	6.133	1.509	25.483
460	18/01/2009	21:40:00	30.2	17.274	1.959	12.483	20.450

No.	Date	Time	TLAB	AVG	SD	MIN	MAX
461	18/01/2009	21:50:00	30.7	16.576	1.793	11.521	19.489
462	18/01/2009	22:20:00	29.5	4.172	1.512	1.515	7.467
463	18/01/2009	22:30:00	29.6	5.660	1.794	3.479	11.537
464	18/01/2009	22:40:00	29.4	5.463	1.656	1.527	10.532
465	18/01/2009	22:50:00	29.7	7.979	4.628	1.526	20.466
466	18/01/2009	23:00:00	29.9	14.099	3.887	3.485	20.466
467	18/01/2009	23:10:00	30.2	14.840	3.398	7.464	28.427
468	18/01/2009	23:20:00	30.2	10.735	1.862	7.463	15.521
469	18/01/2009	23:30:00	29.8	9.958	3.039	4.438	14.507
470	18/01/2009	23:40:00	29.8	9.218	2.530	5.490	14.507
471	18/01/2009	23:50:00	29.8	4.219	1.561	1.523	8.430
472	19/01/2009	00:00:00	29.8	2.399	0.955	1.524	4.450
473	19/01/2009	00:10:00	30.2	3.626	0.680	2.485	5.498
474	19/01/2009	00:20:00	30.5	5.021	0.861	3.483	8.426
475	19/01/2009	00:30:00	31.2	3.976	1.352	2.481	8.430
476	19/01/2009	00:40:00	31.6	5.682	2.017	1.519	9.561
477	19/01/2009	00:50:00	32.1	6.513	0.931	4.429	9.555
478	19/01/2009	01:00:00	32.1	8.011	2.104	4.425	13.534
479	19/01/2009	01:10:00	32.8	13.511	2.680	7.448	18.468
480	19/01/2009	01:20:00	32.5	17.810	3.145	11.512	27.441
481	19/01/2009	01:30:00	32.7	23.690	3.517	18.459	33.429
482	19/01/2009	01:40:00	32.4	29.427	4.360	18.458	38.368
483	19/01/2009	01:50:00	32.4	31.348	2.363	24.410	36.353
484	19/01/2009	02:00:00	31.7	38.141	3.728	33.396	46.449
485	19/01/2009	02:10:00	31.7	34.778	6.895	24.416	48.414
486	19/01/2009	02:20:00	32.0	27.424	2.930	21.483	34.405
487	19/01/2009	02:30:00	32.2	26.786	2.573	23.454	34.395
488	19/01/2009	02:40:00	32.3	30.235	3.329	25.463	42.456
489	19/01/2009	02:50:00	32.2	31.754	3.888	25.462	44.423
490	19/01/2009	03:00:00	32.2	33.899	3.627	27.436	44.423
491	19/01/2009	03:10:00	32.5	35.181	3.855	28.377	44.423
492	19/01/2009	03:20:01	32.1	36.117	3.504	30.396	50.413
493	19/01/2009	03:30:00	32.2	36.759	3.105	30.417	44.443
494	19/01/2009	03:40:00	32.4	36.095	3.668	31.419	47.466
495	19/01/2009	03:50:00	32.6	37.143	4.701	29.436	49.460
496	19/01/2009	04:00:00	32.9	37.265	3.374	29.403	46.412
497	19/01/2009	04:10:00	32.7	36.115	3.688	30.353	43.460
498	19/01/2009	04:20:00	33.0	36.747	3.479	31.387	52.378
499	19/01/2009	04:30:00	33.1	32.417	2.615	26.391	38.346
500	19/01/2009	04:40:00	33.0	30.523	2.312	26.387	38.347
501	19/01/2009	04:50:00	33.1	31.358	2.671	24.377	38.347
502	19/01/2009	05:00:00	32.9	31.781	2.906	26.380	37.377
503	19/01/2009	05:10:00	33.2	30.955	2.788	24.375	39.365
504	19/01/2009	05:20:00	33.4	29.448	2.677	23.411	37.373
505	19/01/2009	05:30:00	33.6	28.020	3.296	21.433	37.362
506	19/01/2009	05:40:00	33.5	27.502	2.764	21.432	33.383
507	19/01/2009	05:50:00	33.6	28.219	3.585	21.432	38.332
508	19/01/2009	06:00:00	33.3	27.110	3.003	22.414	34.369
509	19/01/2009	06:10:00	33.7	29.549	2.790	22.412	36.348
510	19/01/2009	06:20:00	33.8	28.766	3.492	22.409	37.384
511	19/01/2009	06:30:00	33.6	25.072	4.951	16.398	35.367
512	19/01/2009	06:40:00	33.7	21.412	3.216	16.400	30.361
513	19/01/2009	06:50:00	34.0	21.421	2.723	15.436	27.394
514	19/01/2009	07:00:00	34.3	21.282	2.803	15.439	29.397
515	19/01/2009	07:10:00	34.2	22.658	2.574	18.408	28.368
516	19/01/2009	07:20:00	34.0	21.742	2.454	17.463	31.390
517	19/01/2009	07:30:00	33.7	21.785	3.026	16.416	29.415
518	19/01/2009	07:40:00	34.1	21.234	3.049	16.416	32.348
519	19/01/2009	07:50:00	34.1	21.811	2.025	17.461	25.433
520	19/01/2009	08:00:00	33.8	21.944	4.783	15.455	37.387

No.	Date	Time	TLAB	AVG	SD	MIN	MAX
521	19/01/2009	08:10:00	34.1	22.850	2.993	17.464	30.374
522	19/01/2009	08:20:00	34.1	21.350	2.554	17.460	28.361
523	19/01/2009	08:30:00	34.2	23.371	3.130	17.460	34.351
524	19/01/2009	08:40:00	34.4	22.638	2.253	18.417	27.401
525	19/01/2009	08:50:00	34.1	25.078	3.481	18.417	38.345
526	19/01/2009	09:00:00	34.2	23.128	3.662	17.458	33.390
527	19/01/2009	09:10:00	34.0	22.780	3.245	16.409	32.340
528	19/01/2009	09:20:00	34.0	22.736	3.889	15.451	35.367
529	19/01/2009	09:30:00	33.8	20.865	2.201	16.412	28.359
530	19/01/2009	09:40:00	33.8	22.190	5.460	12.429	36.329
531	19/01/2009	09:50:00	33.7	19.576	2.551	14.439	27.405
532	19/01/2009	10:00:00	34.0	20.517	3.414	15.453	33.395
533	19/01/2009	10:10:00	33.8	19.002	1.629	16.412	22.407
534	19/01/2009	10:20:00	33.6	19.632	1.901	16.413	24.380
535	19/01/2009	10:30:00	33.8	20.536	2.234	16.413	26.391
536	19/01/2009	10:40:00	33.6	21.167	1.989	16.414	26.392
537	19/01/2009	10:50:00	33.4	19.862	1.953	17.462	25.434
538	19/01/2009	11:00:00	33.4	19.444	1.625	16.415	24.380
539	19/01/2009	11:10:00	33.5	20.285	1.617	17.461	24.379
540	19/01/2009	11:20:00	33.4	18.426	1.216	16.415	22.408
541	19/01/2009	11:30:00	33.1	17.658	1.466	15.457	21.452
542	19/01/2009	11:40:00	33.0	16.822	1.417	14.446	20.404
543	19/01/2009	11:50:00	32.9	16.160	0.792	15.459	18.435
544	19/01/2009	12:00:00	32.8	16.448	1.097	14.450	18.437
545	19/01/2009	12:10:00	32.7	15.225	0.742	13.492	17.476
546	19/01/2009	12:20:00	32.4	14.908	0.744	13.493	16.430
547	19/01/2009	12:30:00	32.7	14.720	0.770	12.443	16.429
548	19/01/2009	12:40:00	32.7	14.413	0.919	12.445	17.478
549	19/01/2009	12:50:00	32.4	14.636	0.715	13.496	16.433
550	19/01/2009	13:00:00	32.7	14.441	1.072	13.496	17.482
551	19/01/2009	13:10:00	32.8	15.138	0.924	13.495	16.435
552	19/01/2009	13:20:00	32.7	14.590	0.717	13.495	16.433
553	19/01/2009	13:30:00	32.7	14.892	0.995	13.497	17.483
554	19/01/2009	13:40:00	32.4	15.017	0.690	13.498	16.436
555	19/01/2009	13:50:00	32.3	10.752	1.581	7.418	15.477
556	19/01/2009	14:00:00	32.2	7.442	1.244	5.445	10.482
557	19/01/2009	14:10:00	32.3	5.251	1.642	3.436	9.524
558	19/01/2009	14:20:00	32.3	4.809	0.560	3.437	5.454
559	19/01/2009	14:30:00	32.4	4.725	0.723	3.438	6.415
560	19/01/2009	14:40:00	32.1	5.208	0.969	3.439	7.426
561	19/01/2009	14:50:00	31.9	4.399	1.062	1.483	6.416
562	19/01/2009	15:00:00	31.7	3.977	0.930	2.444	6.421
563	19/01/2009	15:10:00	32.1	5.039	0.951	2.447	6.419
564	19/01/2009	15:20:00	32.1	5.083	1.017	3.445	7.435
565	19/01/2009	15:30:00	31.9	4.123	0.851	2.446	6.419
566	19/01/2009	15:40:00	32.1	4.174	0.615	2.447	5.461
567	19/01/2009	15:50:00	31.5	4.832	0.650	3.445	6.420
568	19/01/2009	16:00:00	31.5	6.388	0.873	4.408	8.395
569	19/01/2009	16:10:00	31.4	9.697	2.481	6.420	15.497
570	19/01/2009	16:20:00	31.4	12.150	1.139	10.496	15.494
571	19/01/2009	16:30:00	31.4	13.354	1.410	9.537	16.456
572	19/01/2009	16:40:00	31.5	10.507	0.795	9.535	11.514
573	19/01/2009	16:50:00	31.0	9.353	1.235	7.437	12.475
574	19/01/2009	17:00:00	31.2	7.561	1.281	4.417	11.513
575	19/01/2009	17:10:00	31.0	5.823	0.695	4.417	7.446
576	19/01/2009	17:20:00	31.0	5.423	1.362	3.460	9.547
577	19/01/2009	17:30:00	30.8	6.554	1.146	4.422	9.549
578	19/01/2009	17:40:00	30.7	5.568	0.797	4.423	7.453
579	19/01/2009	17:50:00	30.3	4.100	0.761	2.470	5.481
580	19/01/2009	18:00:00	30.5	3.164	0.486	2.470	4.435

No.	Date	Time	TLAB	AVG	SD	MIN	MAX
641	20/01/2009	10:10:00	33.9	29.409	1.935	26.384	35.363
642	20/01/2009	10:20:00	33.9	29.576	1.651	26.386	33.995
643	20/01/2009	10:30:00	33.8	27.226	2.290	19.434	32.344
644	20/01/2009	10:40:00	33.6	28.481	1.487	25.428	32.349
645	20/01/2009	10:50:00	33.5	26.803	1.801	23.419	33.394
646	20/01/2009	11:00:00	33.4	27.840	2.115	23.420	35.363
647	20/01/2009	11:10:00	33.5	26.560	1.777	21.447	30.376
648	20/01/2009	11:20:00	33.2	24.854	1.368	22.408	28.370
649	20/01/2009	11:30:00	32.8	22.356	1.132	19.440	25.435
650	20/01/2009	11:40:00	33.2	22.885	2.141	14.449	26.399
651	20/01/2009	14:20:00	30.7	8.917	1.563	6.456	12.515
652	20/01/2009	14:30:00	31.1	9.064	1.279	6.450	11.547
653	20/01/2009	14:40:00	31.4	6.795	0.727	4.439	8.419
654	20/01/2009	14:50:00	31.3	5.279	1.161	3.470	8.422
655	20/01/2009	15:00:00	31.6	4.442	0.864	2.475	6.440
656	20/01/2009	15:10:00	31.5	3.790	0.883	2.468	5.478
657	20/01/2009	15:20:00	31.6	3.073	0.998	1.501	5.472
658	20/01/2009	16:00:00	31.0	5.469	1.516	2.466	8.412
659	20/01/2009	16:10:00	31.0	7.392	2.634	2.465	13.531
660	20/01/2009	16:20:00	30.0	18.532	5.431	9.544	26.438
661	20/01/2009	16:30:00	29.9	21.390	2.715	16.471	27.459
662	20/01/2009	16:40:00	30.1	24.604	2.028	20.455	28.424
663	20/01/2009	16:50:00	29.9	23.233	1.917	18.481	27.462
664	20/01/2009	17:00:00	29.5	22.316	1.567	20.453	26.454
665	20/01/2009	17:10:00	29.6	23.354	1.704	19.498	27.469
666	20/01/2009	17:20:00	29.5	24.099	1.296	21.507	26.455
667	20/01/2009	17:30:00	29.9	22.821	1.902	19.493	26.457
668	20/01/2009	17:40:00	30.3	21.289	0.844	19.492	22.467
669	20/01/2009	17:50:00	30.5	18.509	1.448	15.508	20.456
670	20/01/2009	18:00:00	30.4	18.598	0.573	17.515	19.493
671	20/01/2009	18:10:00	30.3	17.562	0.781	15.509	19.494
672	20/01/2009	18:20:00	30.0	18.898	1.016	16.470	21.502
673	20/01/2009	18:30:00	30.5	18.983	0.886	17.515	20.453
674	20/01/2009	18:40:00	30.0	18.496	0.727	16.465	20.451
675	20/01/2009	18:50:00	30.3	18.287	1.316	15.506	21.500
676	20/01/2009	19:00:00	29.7	21.409	2.238	16.465	25.484
677	20/01/2009	19:10:00	30.5	18.997	2.841	14.496	25.483
678	20/01/2009	19:20:00	30.0	24.059	3.276	16.466	30.423
679	20/01/2009	19:30:00	30.3	21.037	3.620	15.506	28.417
680	20/01/2009	19:40:00	30.3	15.374	1.391	13.534	21.504
681	20/01/2009	19:50:00	30.6	14.758	1.680	11.522	18.480
682	20/01/2009	20:00:00	30.9	15.842	0.877	14.492	17.520
683	20/01/2009	20:10:00	30.3	13.309	1.438	10.509	16.471
684	20/01/2009	20:20:00	30.5	14.474	1.406	11.525	17.521
685	20/01/2009	20:30:00	30.4	15.248	1.857	12.487	18.480
686	20/01/2009	20:40:00	30.6	12.654	1.060	10.514	15.515
687	20/01/2009	20:50:00	30.6	9.917	1.631	6.439	12.493
688	20/01/2009	21:00:00	30.8	6.644	0.760	4.430	8.417
689	20/01/2009	21:10:00	30.2	5.851	1.138	3.469	8.415
690	20/01/2009	21:20:00	29.8	7.703	1.085	5.480	9.557
691	20/01/2009	21:30:00	30.1	8.697	1.162	6.439	11.530
692	20/01/2009	21:40:00	30.3	11.052	1.136	8.413	13.540
693	20/01/2009	21:50:00	30.6	10.229	0.773	8.414	12.491
694	20/01/2009	22:00:00	30.0	10.302	2.056	5.480	14.498
695	20/01/2009	22:10:00	30.0	8.143	1.166	5.483	10.522
696	20/01/2009	22:20:00	29.9	7.583	0.884	5.487	9.565
697	20/01/2009	22:30:00	29.7	6.904	0.959	4.440	8.429
698	20/01/2009	22:40:00	29.6	6.012	0.842	4.443	7.469
699	20/01/2009	22:50:00	29.8	5.348	0.840	3.482	6.459
700	20/01/2009	23:00:00	29.4	4.711	0.516	3.485	5.500

No.	Date	Time	TLAB	AVG	SD	MIN	MAX
581	19/01/2009	18:10:00	30.3	2.890	0.580	1.512	4.436
582	19/01/2009	22:50:00	29.4	3.841	1.365	1.525	7.471
583	19/01/2009	23:00:00	29.2	4.854	1.424	1.528	7.474
584	20/01/2009	00:20:00	30.1	2.666	1.178	1.527	6.480
585	20/01/2009	00:50:00	32.0	6.478	2.481	1.514	11.528
586	20/01/2009	01:00:00	32.4	8.395	2.233	4.424	14.492
587	20/01/2009	01:10:00	32.7	7.938	1.866	3.457	11.519
588	20/01/2009	01:20:00	32.7	9.714	2.287	6.427	16.457
589	20/01/2009	01:30:00	32.8	13.186	1.629	9.536	18.464
590	20/01/2009	01:40:00	32.6	17.932	3.525	11.506	25.464
591	20/01/2009	01:50:00	32.1	23.187	3.176	17.493	29.446
592	20/01/2009	02:00:00	31.7	24.698	2.336	18.453	29.445
593	20/01/2009	02:10:00	31.5	30.609	1.818	26.421	36.362
594	20/01/2009	02:20:00	32.0	35.603	3.490	29.435	43.469
595	20/01/2009	02:30:00	32.0	40.477	3.659	34.372	52.387
596	20/01/2009	02:40:00	31.7	41.456	2.217	35.378	45.476
597	20/01/2009	02:50:00	31.7	42.217	4.475	34.395	56.391
598	20/01/2009	03:00:00	31.9	42.446	3.031	36.363	49.480
599	20/01/2009	03:10:00	31.6	42.541	2.858	36.363	50.434
600	20/01/2009	03:20:00	32.1	41.251	2.660	35.400	46.454
601	20/01/2009	03:30:00	32.0	38.596	2.651	34.384	44.443
602	20/01/2009	03:40:00	32.0	38.088	2.147	32.377	44.443
603	20/01/2009	03:50:00	32.0	38.072	2.058	32.377	41.502
604	20/01/2009	04:00:00	32.1	37.671	2.899	31.409	45.487
605	20/01/2009	04:10:00	32.0	34.017	2.641	29.436	41.502
606	20/01/2009	04:20:00	32.2	30.557	2.660	25.465	37.384
607	20/01/2009	04:30:00	32.3	29.951	3.221	25.463	34.419
608	20/01/2009	04:40:00	32.4	32.418	4.241	26.421	43.470
609	20/01/2009	04:50:00	32.8	31.858	2.765	27.432	38.367
610	20/01/2009	05:00:00	32.8	31.648	2.102	26.417	37.388
611	20/01/2009	05:10:00	32.8	31.570	3.256	25.455	38.371
612	20/01/2009	05:20:00	33.0	31.414	2.531	26.414	38.360
613	20/01/2009	05:30:00	33.0	30.523	2.561	26.410	39.379
614	20/01/2009	05:40:00	33.0	28.556	2.353	23.439	33.415
615	20/01/2009	05:50:00	32.9	29.786	2.768	24.398	35.406
616	20/01/2009	06:00:00	33.2	29.613	2.308	25.449	35.386
617	20/01/2009	06:10:00	33.4	30.626	2.966	24.397	36.358
618	20/01/2009	06:20:00	33.2	30.618	3.174	25.444	38.363
619	20/01/2009	06:30:00	33.7	32.267	3.164	26.403	39.354
620	20/01/2009	06:40:00	33.1	33.011	3.077	27.414	39.390
621	20/01/2009	06:50:00	33.4	33.160	2.519	27.415	40.336
622	20/01/2009	07:00:00	33.4	32.878	2.793	27.412	39.368
623	20/01/2009	07:10:00	33.6	32.462	2.700	27.411	39.357
624	20/01/2009	07:20:00	33.3	31.915	2.221	28.344	36.352
625	20/01/2009	07:30:00	33.4	31.660	2.987	26.399	40.324
626	20/01/2009	07:40:00	33.7	30.602	2.736	22.415	37.387
627	20/01/2009	07:50:00	33.8	30.350	3.220	25.436	39.357
628	20/01/2009	08:00:00	33.5	31.355	3.484	24.385	42.413
629	20/01/2009	08:10:00	33.8	33.122	2.602	26.395	38.353
630	20/01/2009	08:20:00	33.8	29.754	2.436	24.384	35.375
631	20/01/2009	08:30:00	34.0	28.539	2.540	23.422	35.364
632	20/01/2009	08:40:00	33.7	28.211	2.542	22.407	34.383
633	20/01/2009	08:50:00	34.0	28.827	3.520	23.422	41.479
634	20/01/2009	09:00:00	33.6	29.440	4.324	19.438	40.314
635	20/01/2009	09:10:00	33.7	28.356	3.255	22.406	37.376
636	20/01/2009	09:20:00	34.1	27.786	2.287	24.381	34.351
637	20/01/2009	09:30:00	33.6	28.753	2.210	23.420	33.398
638	20/01/2009	09:40:00	33.8	30.223	3.219	25.428	37.394
639	20/01/2009	09:50:00	34.1	30.146	2.357	24.377	36.336
640	20/01/2009	10:00:00	33.8	30.592	1.968	27.396	35.363

No.	Date	Time	TLAB	AVG	SD	MIN	MAX
701	20/01/2009	23:10:00	29.5	2.983	0.810	1.527	4.452
702	20/01/2009	23:20:00	29.3	3.022	0.611	1.527	4.451
703	21/01/2009	00:50:00	29.7	3.412	1.106	1.525	5.498
704	21/01/2009	01:00:00	29.8	4.900	1.401	2.485	8.430
705	21/01/2009	01:10:00	29.7	6.542	1.759	3.482	12.498
706	21/01/2009	01:20:00	29.8	10.658	2.391	7.462	15.520
707	21/01/2009	01:30:00	30.1	13.546	1.967	8.423	16.481
708	21/01/2009	01:40:00	30.8	14.974	1.881	10.521	19.497
709	21/01/2009	01:50:00	30.6	20.683	4.207	9.553	28.418
710	21/01/2009	02:00:00	30.5	20.076	3.757	13.533	28.417
711	21/01/2009	02:10:00	30.9	16.241	3.194	7.448	20.452
712	21/01/2009	02:20:00	31.1	14.830	3.229	7.447	22.453
713	21/01/2009	02:30:00	30.6	15.933	2.895	10.504	22.454
714	21/01/2009	02:40:00	30.9	14.767	2.673	8.409	19.491
715	21/01/2009	02:50:00	31.0	14.980	2.836	7.448	22.456
716	21/01/2009	03:00:00	31.5	16.383	4.838	7.447	27.451
717	21/01/2009	03:10:00	31.4	16.030	2.654	8.402	22.453
718	21/01/2009	03:20:00	31.5	18.337	3.515	8.401	24.423
719	21/01/2009	03:30:00	31.7	20.028	3.201	14.480	27.444
720	21/01/2009	03:40:00	31.4	18.860	2.821	14.480	26.431
721	21/01/2009	03:50:00	31.8	16.568	2.539	11.508	21.487
722	21/01/2009	04:00:00	31.9	17.559	4.178	10.495	27.442
723	21/01/2009	04:10:00	31.9	16.690	2.483	10.494	22.446
724	21/01/2009	04:20:00	32.2	17.123	2.624	11.506	22.443
725	21/01/2009	04:30:00	31.9	15.531	2.558	10.491	21.483
726	21/01/2009	04:40:00	31.7	14.350	2.477	8.395	18.463
727	21/01/2009	04:50:00	31.8	13.906	2.337	8.397	19.477
728	21/01/2009	05:00:00	31.8	13.906	2.448	8.396	18.465
729	21/01/2009	05:10:00	32.2	15.281	3.204	7.435	24.417
730	21/01/2009	05:20:00	32.2	14.766	2.245	11.506	20.436
731	21/01/2009	05:30:00	32.1	15.792	3.333	9.534	23.455
732	21/01/2009	05:40:00	32.1	15.566	3.035	9.533	23.458
733	21/01/2009	05:50:00	32.2	17.402	3.118	9.533	23.457
734	21/01/2009	06:00:00	32.4	17.109	2.367	12.465	23.453
735	21/01/2009	06:10:00	32.1	16.894	3.203	7.428	24.411
736	21/01/2009	06:20:00	32.0	16.836	2.911	11.503	27.438
737	21/01/2009	06:30:00	32.0	18.487	2.271	13.514	22.443
738	21/01/2009	06:40:00	32.7	18.237	3.131	13.513	25.463
739	21/01/2009	06:50:00	32.6	18.782	3.288	10.472	27.417
740	21/01/2009	07:00:00	32.4	18.821	2.493	13.492	24.395
741	21/01/2009	07:10:00	32.2	17.525	2.071	14.469	24.410
742	21/01/2009	07:20:00	32.1	18.243	1.989	14.470	21.480
743	21/01/2009	07:30:00	32.5	17.500	3.412	10.491	29.446
744	21/01/2009	07:40:00	32.4	17.472	2.512	11.503	23.453
745	21/01/2009	07:50:00	32.2	18.463	2.188	13.513	23.454
746	21/01/2009	08:00:00	32.0	17.535	2.377	12.466	24.417
747	21/01/2009	08:10:00	32.2	17.999	2.486	12.464	23.456
748	21/01/2009	08:20:00	32.1	18.758	2.478	14.473	23.454
749	21/01/2009	08:30:00	32.0	19.104	2.364	15.488	23.457
750	21/01/2009	08:40:00	31.7	19.450	1.880	16.449	23.457
751	21/01/2009	08:50:00	31.4	20.573	2.575	15.495	29.451
752	21/01/2009	09:00:00	31.3	20.021	2.272	16.458	26.437
753	21/01/2009	09:10:00	31.1	20.409	1.756	16.464	24.431
754	21/01/2009	09:20:00	30.9	23.984	3.320	16.465	33.445
755	21/01/2009	09:30:00	30.7	23.741	1.154	21.494	26.440
756	21/01/2009	09:40:00	30.4	24.337	2.543	19.487	29.464
757	21/01/2009	09:50:00	30.0	23.185	2.268	20.448	30.425
758	21/01/2009	10:00:00	29.9	24.724	1.758	20.453	28.424
759	21/01/2009	10:10:00	29.6	25.378	1.064	22.464	27.467
760	21/01/2009	10:20:00	30.0	25.675	1.197	22.468	28.426

No.	Date	Time	TLAB	AVG	SD	MIN	MAX
761	21/01/2009	10:30:00	30.2	27.074	1.171	24.439	29.477
762	21/01/2009	10:50:00	30.2	26.531	1.797	22.463	31.448
763	21/01/2009	11:00:00	30.0	25.956	1.436	22.463	28.425
764	21/01/2009	11:10:00	30.4	24.300	2.215	15.509	27.460
765	21/01/2009	11:20:00	30.8	24.807	2.154	20.449	28.420
766	21/01/2009	11:30:00	30.6	24.569	1.366	21.496	27.456
767	21/01/2009	11:40:00	30.6	23.550	1.787	18.472	27.454
768	21/01/2009	11:50:00	30.2	22.517	1.446	19.485	25.479
769	21/01/2009	12:00:00	30.2	20.741	1.139	18.475	22.463
770	21/01/2009	12:10:00	30.7	18.514	3.464	13.534	26.447
771	21/01/2009	12:20:00	30.8	11.899	1.352	8.412	14.499
772	21/01/2009	12:30:00	30.7	8.149	1.074	6.436	11.523
773	21/01/2009	12:40:00	30.4	12.007	1.292	7.448	13.537
774	21/01/2009	12:50:00	30.8	14.204	1.544	11.522	19.488
775	21/01/2009	13:00:00	30.7	14.702	1.471	11.524	17.519
776	21/01/2009	13:10:00	30.8	16.902	1.216	15.505	19.491
777	21/01/2009	13:20:00	30.9	17.094	1.171	14.492	19.491
778	21/01/2009	13:30:00	30.9	16.441	1.594	13.531	19.489
779	21/01/2009	13:40:00	30.8	17.968	0.784	15.505	19.491
780	21/01/2009	13:50:00	30.8	18.075	1.864	13.533	22.459
781	21/01/2009	14:00:00	30.9	17.509	1.472	14.493	20.454
782	21/01/2009	14:10:00	30.9	17.374	1.511	13.531	20.451
783	21/01/2009	14:20:00	30.6	20.774	1.469	17.514	23.472
784	21/01/2009	14:30:00	30.4	20.717	1.192	17.513	23.472
785	21/01/2009	14:40:00	30.7	20.980	1.019	19.485	23.472
786	21/01/2009	14:50:00	30.6	19.477	1.277	16.464	22.460
787	21/01/2009	15:00:00	30.9	19.542	0.872	17.512	21.498
788	21/01/2009	15:10:00	30.9	15.492	1.706	12.483	18.474
789	21/01/2009	15:20:00	30.9	13.820	1.201	11.522	16.470
790	21/01/2009	15:30:00	30.8	10.972	2.524	4.429	14.497
791	21/01/2009	15:40:00	30.6	4.139	0.982	2.470	6.444
792	21/01/2009	15:50:00	30.7	2.413	0.560	1.510	3.477
793	21/01/2009	17:30:00	30.2	2.818	0.905	1.517	4.443
794	21/01/2009	17:40:00	30.2	3.100	1.145	1.518	5.493
795	21/01/2009	18:00:00	29.8	3.475	1.032	1.521	6.455
796	21/01/2009	18:10:00	30.1	3.731	0.765	1.523	5.495
797	21/01/2009	18:20:00	30.0	3.853	0.934	1.522	6.455
798	21/01/2009	18:30:00	29.6	3.972	0.822	2.485	5.500
799	21/01/2009	19:00:00	30.2	3.384	0.885	1.526	5.504
800	21/01/2009	19:10:00	30.2	3.380	0.815	1.522	5.492
801	21/01/2009	19:30:00	29.9	3.263	0.999	1.521	5.490
802	21/01/2009	19:40:00	30.0	2.341	0.557	1.520	3.484
803	21/01/2009	20:00:00	29.5	3.580	1.347	1.524	6.456
804	21/01/2009	20:10:00	29.3	2.794	0.608	1.527	3.492
805	21/01/2009	20:20:00	29.3	3.873	1.081	2.488	5.502
806	21/01/2009	20:30:00	29.4	3.550	0.618	2.490	4.454
807	21/01/2009	20:40:00	29.3	2.681	0.554	1.530	4.454
808	21/01/2009	21:00:00	29.3	2.691	0.620	1.531	3.498
809	21/01/2009	21:10:00	29.7	3.564	0.651	2.491	4.456
810	21/01/2009	21:20:00	29.3	3.302	0.828	1.530	4.455
811	21/01/2009	21:40:00	29.1	5.914	1.576	1.531	8.438
812	21/01/2009	21:50:00	29.1	6.966	0.936	5.500	9.578
813	21/01/2009	22:00:00	29.3	8.579	1.003	6.463	10.542
814	21/01/2009	22:10:00	29.0	9.049	0.762	7.475	10.541
815	21/01/2009	22:20:00	29.3	7.118	0.744	5.499	8.440
816	21/01/2009	22:30:00	29.3	6.976	0.840	4.450	8.439
817	21/01/2009	22:40:00	29.0	6.624	0.989	5.500	9.575
818	21/01/2009	22:50:00	29.0	6.471	0.974	4.455	8.440
819	21/01/2009	23:00:00	29.3	5.013	0.923	3.494	6.469
820	21/01/2009	23:10:00	28.7	3.436	0.897	1.535	5.509

No.	Date	Time	TLAB	AVG	SD	MIN	MAX
821	21/01/2009	23:20:00	29.0	2.110	0.536	1.534	3.499
822	22/01/2009	01:20:00	29.9	6.704	2.507	3.487	15.528
823	22/01/2009	01:30:00	30.3	7.764	2.591	3.485	13.551
824	22/01/2009	01:40:00	30.6	12.667	2.303	8.424	19.503
825	22/01/2009	01:50:00	30.4	17.012	2.426	9.560	21.511
826	22/01/2009	02:00:00	30.6	19.683	1.876	16.475	25.492
827	22/01/2009	02:10:00	30.3	19.855	2.110	16.476	23.486
828	22/01/2009	02:20:00	30.7	21.724	1.719	18.486	25.494
829	22/01/2009	02:30:00	30.9	22.391	1.742	19.491	26.451
830	22/01/2009	02:40:00	30.7	21.378	1.833	18.478	25.487
831	22/01/2009	02:50:00	30.8	23.254	2.162	19.488	28.420
832	22/01/2009	03:00:00	30.9	22.818	1.856	18.475	26.445
833	22/01/2009	03:10:00	30.7	23.322	1.210	21.498	26.445
834	22/01/2009	03:20:00	31.1	25.338	2.485	21.497	34.422
835	22/01/2009	03:30:00	31.4	24.685	2.290	20.444	28.416
836	22/01/2009	03:40:00	31.6	25.562	2.414	21.492	30.423
837	22/01/2009	03:50:00	31.3	26.847	3.411	21.493	34.405
838	22/01/2009	04:00:00	31.7	27.415	2.057	22.456	32.397

LAMPIRAN 8

DATA TEMPERATUR LABORATORIUM DAN KONSENTRASI OZON BULAN FEBRUARI 2009

No.	Date	Time	TLAB	AVG	SD	MIN	MAX
1	26/02/2009	03:30:00	31.7	11.417	2.314	7.406	17.518
2	26/02/2009	03:50:00	30.0	11.416	3.112	5.373	17.523
3	26/02/2009	04:00:00	30.0	10.341	1.844	6.432	15.504
4	26/02/2009	04:10:00	29.6	12.787	1.632	10.505	17.517
5	26/02/2009	04:20:00	29.8	11.927	1.901	7.454	16.476
6	26/02/2009	04:30:00	29.6	10.597	2.526	4.434	14.503
7	26/02/2009	04:40:00	29.9	12.629	2.514	8.412	19.492
8	26/02/2009	04:50:00	30.0	15.174	4.464	8.410	28.413
9	26/02/2009	05:00:00	30.3	14.019	2.638	8.406	20.444
10	26/02/2009	05:10:00	30.5	15.589	3.567	7.444	24.425
11	26/02/2009	05:20:00	30.7	19.268	7.867	10.497	54.420
12	26/02/2009	05:30:00	31.1	22.136	2.478	18.455	34.406
13	26/02/2009	05:40:00	31.4	20.607	1.967	16.448	26.422
14	26/02/2009	05:50:00	31.4	20.434	2.083	16.445	26.420
15	26/02/2009	06:00:00	31.6	23.084	1.988	17.491	26.418
16	26/02/2009	06:10:00	31.8	25.606	3.096	21.467	33.416
17	26/02/2009	06:20:00	32.2	28.898	2.760	23.437	34.385
18	26/02/2009	06:30:00	32.3	34.887	3.788	24.396	41.488
19	26/02/2009	06:40:00	32.3	36.026	3.634	27.416	44.419
20	26/02/2009	06:50:00	32.3	39.441	3.733	32.359	47.448
21	26/02/2009	07:00:00	32.7	40.687	2.972	34.356	46.418
22	26/02/2009	07:10:00	32.8	37.893	3.828	30.389	46.407
23	26/02/2009	07:20:00	32.9	32.968	3.450	23.422	40.318
24	26/02/2009	07:30:00	32.6	24.225	2.374	20.394	30.375
25	26/02/2009	07:40:00	33.1	19.660	2.619	13.484	25.435
26	26/02/2009	07:50:00	33.1	19.885	3.239	13.475	27.401
27	26/02/2009	08:00:00	32.7	16.763	2.939	9.497	24.379
28	26/02/2009	08:10:00	32.8	16.342	2.425	10.456	20.397
29	26/02/2009	08:20:00	33.1	15.005	2.604	9.504	20.406
30	26/02/2009	08:30:00	32.8	15.880	2.449	8.360	21.453
31	26/02/2009	08:40:00	32.7	14.590	2.270	9.506	19.444
32	26/02/2009	08:50:00	32.6	14.473	2.670	10.464	21.451
33	26/02/2009	09:00:00	32.7	14.244	2.705	9.502	21.459
34	26/02/2009	09:10:00	32.7	14.129	2.542	9.509	19.451
35	26/02/2009	09:20:00	32.2	14.561	1.675	9.507	17.477
36	26/02/2009	09:30:00	32.0	12.523	1.408	8.372	15.469
37	26/02/2009	09:40:00	31.9	12.289	1.622	9.514	16.435
38	26/02/2009	09:50:00	31.4	10.633	1.813	5.444	13.504
39	26/02/2009	10:00:00	31.1	13.528	1.578	8.377	16.441
40	26/02/2009	10:10:00	30.3	14.201	5.921	4.408	27.430
41	26/02/2009	10:40:00	30.8	14.251	2.773	9.552	20.450
42	26/02/2009	10:50:00	30.7	15.647	3.638	9.541	25.484
43	26/02/2009	11:00:00	30.8	16.807	4.430	10.504	28.416
44	26/02/2009	11:10:00	30.8	13.588	1.878	8.413	17.521
45	26/02/2009	11:20:00	30.7	13.061	1.847	9.551	17.519
46	26/02/2009	11:30:00	30.9	13.042	0.920	10.511	14.500
47	26/02/2009	11:40:00	29.0	12.934	3.061	6.445	23.474
48	26/02/2009	11:50:00	27.9	9.834	2.422	4.438	14.509
49	26/02/2009	12:00:00	28.2	10.728	1.668	7.495	15.545
50	26/02/2009	12:10:00	28.5	10.620	3.324	7.491	18.523

No.	Date	Time	TLAB	AVG	SD	MIN	MAX
51	26/02/2009	12:20:00	29.1	12.708	1.654	10.557	17.566
52	26/02/2009	12:30:00	29.6	11.683	2.383	7.486	16.508
53	26/02/2009	12:40:00	29.1	8.256	1.367	5.510	11.559
54	26/02/2009	12:50:00	29.2	7.809	0.900	5.509	9.586
55	26/02/2009	13:00:00	29.1	5.889	1.317	2.500	9.585
56	26/02/2009	13:10:00	28.9	4.908	1.097	2.501	7.485
57	26/02/2009	13:20:00	29.2	5.685	1.560	1.541	8.448
58	26/02/2009	13:30:00	28.9	4.964	1.632	2.501	9.587
59	26/02/2009	13:40:00	28.4	10.169	1.995	4.460	13.573
60	26/02/2009	13:50:00	28.7	9.324	1.204	7.482	11.564
61	26/02/2009	14:00:00	28.7	7.102	0.943	5.513	9.593
62	26/02/2009	14:10:00	28.4	5.379	0.879	3.508	6.483
63	26/02/2009	14:20:00	28.0	5.779	0.876	3.512	7.496
64	26/02/2009	14:30:00	28.5	5.221	1.035	2.513	7.499
65	26/02/2009	14:40:00	28.1	4.732	1.277	2.513	7.500
66	26/02/2009	15:10:00	28.4	4.134	1.055	1.556	6.486
67	26/02/2009	15:20:00	28.2	4.483	0.745	3.511	5.530
68	26/02/2009	15:30:00	28.2	4.250	0.668	2.517	5.530
69	26/02/2009	15:40:00	28.2	3.705	0.558	2.517	4.482
70	26/02/2009	15:50:00	27.8	2.935	0.607	1.556	4.480
71	26/02/2009	16:00:00	28.3	2.848	0.793	1.556	4.482
72	26/02/2009	16:10:00	28.4	3.310	0.536	2.514	4.479
73	26/02/2009	16:20:00	28.2	3.227	0.575	2.513	4.479
74	26/02/2009	16:30:00	28.0	2.622	0.661	1.554	4.477
75	26/02/2009	16:40:00	27.8	2.323	0.527	1.553	3.518
76	26/02/2009	16:50:00	27.7	2.259	0.424	1.554	2.519
77	26/02/2009	18:40:00	28.8	3.924	1.397	1.552	6.480
78	26/02/2009	19:10:00	28.0	8.484	1.600	5.529	11.581
79	26/02/2009	19:20:00	27.8	9.231	0.876	7.502	10.568
80	26/02/2009	19:30:00	27.6	6.881	0.830	4.481	8.466
81	26/02/2009	19:40:00	27.6	4.685	0.629	2.521	5.540
82	26/02/2009	19:50:00	27.7	3.778	0.587	2.523	4.490
83	26/02/2009	20:00:00	27.7	3.257	0.440	2.523	3.529
84	26/02/2009	20:10:00	27.6	3.989	0.514	3.513	5.539
85	26/02/2009	20:20:00	27.5	4.629	0.542	3.521	5.540
86	26/02/2009	20:30:00	27.8	5.083	0.549	3.527	5.542
87	26/02/2009	20:40:00	27.7	5.665	0.568	4.478	6.499
88	26/02/2009	20:50:00	27.7	5.601	0.737	3.523	6.499
89	26/02/2009	21:00:00	27.2	3.767	0.684	2.525	5.539
90	26/02/2009	21:10:00	27.2	3.194	0.641	2.527	4.492
91	26/02/2009	21:20:00	27.1	2.372	0.507	1.569	3.534
92	26/02/2009	21:30:00	27.2	4.459	1.105	2.529	6.502
93	26/02/2009	21:40:00	27.1	3.731	1.392	1.567	7.515
94	26/02/2009	21:50:00	27.5	3.206	1.121	1.569	5.541
95	26/02/2009	22:00:00	27.7	3.553	1.182	1.564	6.497
96	26/02/2009	22:40:00	27.1	3.798	1.347	1.568	6.502
97	26/02/2009	22:50:00	27.5	4.527	0.626	3.519	5.545
98	26/02/2009	23:00:00	27.7	5.434	0.622	4.484	6.507
99	26/02/2009	23:10:00	27.7	6.523	0.588	5.526	7.516
100	26/02/2009	23:20:00	27.8	7.476	0.954	5.536	9.612

No.	Date	Time	TLAB	AVG	SD	MIN	MAX
101	26/02/2009	23:30:00	27.8	7.345	0.669	5.536	9.611
102	26/02/2009	23:40:00	27.6	6.309	0.783	4.484	7.513
103	26/02/2009	23:50:00	27.7	5.814	0.659	4.482	7.507
104	27/02/2009	01:30:00	27.6	3.741	2.273	1.570	11.589
105	27/02/2009	01:50:00	28.1	7.951	1.939	4.486	12.547
106	27/02/2009	02:00:00	28.2	6.112	1.515	3.522	8.471
107	27/02/2009	02:10:00	28.3	5.069	1.643	1.561	8.465
108	27/02/2009	02:20:00	28.1	5.342	2.249	1.560	10.563
109	27/02/2009	02:40:00	28.4	4.809	1.706	1.561	8.465
110	27/02/2009	02:50:00	28.5	6.204	2.050	2.520	11.575
111	27/02/2009	03:00:00	28.1	5.878	2.246	1.560	10.563
112	27/02/2009	03:10:00	28.5	5.918	1.525	2.520	8.464
113	27/02/2009	03:20:00	28.6	9.831	2.609	5.512	15.546
114	27/02/2009	03:50:00	29.2	9.795	4.598	2.507	23.502
115	27/02/2009	04:00:00	29.0	9.777	3.323	2.502	16.499
116	27/02/2009	04:40:00	29.8	11.667	5.260	1.535	21.521
117	27/02/2009	05:00:00	29.7	11.098	3.962	4.444	20.468
118	27/02/2009	05:10:00	30.0	9.869	3.556	3.486	18.495
119	27/02/2009	05:40:00	29.8	9.749	3.014	1.533	15.529
120	27/02/2009	05:50:00	29.8	10.300	3.516	4.450	17.538
121	27/02/2009	06:00:00	29.9	10.798	2.618	7.469	17.537
122	27/02/2009	06:10:00	30.0	12.042	3.196	5.495	18.495
123	27/02/2009	06:20:00	29.9	11.351	2.626	5.494	17.536
124	27/02/2009	06:30:00	30.3	11.341	2.311	5.493	17.543
125	27/02/2009	06:40:00	30.3	10.859	2.488	4.454	18.504
126	27/02/2009	06:50:00	30.1	9.813	2.345	5.501	14.523
127	27/02/2009	07:00:00	30.2	11.584	2.927	5.502	16.495
128	27/02/2009	07:10:00	30.3	11.057	2.347	7.472	16.493
129	27/02/2009	07:20:00	30.4	11.033	1.656	5.497	14.518
130	27/02/2009	07:30:00	30.1	10.563	2.567	6.455	16.489
131	27/02/2009	07:40:00	30.1	11.327	2.358	6.461	17.538
132	27/02/2009	07:50:00	30.1	11.756	2.499	7.473	17.539
133	27/02/2009	08:00:00	30.3	9.352	2.083	6.458	14.519
134	27/02/2009	08:10:00	30.6	9.176	2.006	3.488	12.508
135	27/02/2009	08:20:00	30.7	10.055	2.076	6.454	14.514
136	27/02/2009	08:30:00	30.6	9.227	2.237	5.494	15.524
137	27/02/2009	08:40:00	30.4	9.484	2.325	3.485	14.515
138	27/02/2009	08:50:00	30.6	10.408	4.033	4.445	20.468
139	27/02/2009	09:00:00	30.7	11.392	3.158	6.452	21.514
140	27/02/2009	09:10:00	30.8	12.459	3.002	5.491	17.529
141	27/02/2009	09:20:00	31.2	12.478	4.129	5.489	21.510
142	27/02/2009	09:30:00	30.6	11.809	2.879	5.485	18.487
143	27/02/2009	09:40:00	30.8	13.277	2.393	6.447	18.487
144	27/02/2009	09:50:00	31.0	12.800	1.740	7.459	15.518
145	27/02/2009	10:00:00	31.0	11.955	2.642	7.457	19.497
146	27/02/2009	10:10:00	31.0	9.449	1.916	6.444	15.516
147	27/02/2009	10:20:00	30.7	10.326	1.716	6.445	13.545
148	27/02/2009	10:30:00	30.8	10.550	2.017	5.487	14.504
149	27/02/2009	10:40:00	30.8	10.589	1.777	6.445	13.545
150	27/02/2009	10:50:00	30.7	9.536	1.356	7.456	12.494
151	27/02/2009	11:00:00	30.8	10.175	1.131	7.457	11.535
152	27/02/2009	11:10:00	30.8	9.228	1.442	7.456	12.495
153	27/02/2009	11:20:00	30.8	9.635	1.180	7.457	12.492
154	27/02/2009	11:30:00	30.9	9.359	1.082	6.443	11.532
155	27/02/2009	11:40:00	30.8	9.395	1.090	7.455	11.531
156	27/02/2009	11:50:00	30.7	7.814	1.461	4.433	11.531
157	27/02/2009	12:00:00	30.6	6.374	1.988	2.479	11.531
158	28/02/2009	01:30:00	26.2	5.999	1.707	2.549	8.501
159	28/02/2009	01:40:00	26.2	7.599	1.421	5.565	10.602
160	28/02/2009	01:50:00	26.3	7.304	0.908	5.567	8.507

No.	Date	Time	TLAB	AVG	SD	MIN	MAX
161	28/02/2009	02:00:00	27.2	8.495	1.036	6.525	10.598
162	28/02/2009	02:10:00	27.2	7.150	2.672	2.548	12.569
163	28/02/2009	02:20:00	27.2	6.369	2.711	3.539	11.601
164	28/02/2009	02:30:00	27.1	5.594	0.890	3.541	7.527
165	28/02/2009	02:40:00	27.2	4.400	0.562	3.538	5.553
166	28/02/2009	02:50:00	27.3	4.897	0.923	3.536	7.522
167	28/02/2009	03:00:00	27.5	4.719	0.871	3.532	6.512
168	28/02/2009	03:10:00	27.6	4.567	0.675	3.535	5.551
169	28/02/2009	03:20:00	27.7	5.248	1.008	3.534	7.522
170	28/02/2009	03:30:00	27.8	5.220	0.807	3.518	6.509
171	28/02/2009	03:40:00	27.8	6.817	0.888	5.540	8.478
172	28/02/2009	03:50:00	28.0	5.454	0.850	3.530	7.518
173	28/02/2009	04:00:00	28.2	7.148	1.588	4.490	10.575
174	28/02/2009	04:10:00	28.1	7.517	0.732	5.537	8.477
175	28/02/2009	04:20:00	28.4	9.636	3.050	5.536	17.573
176	28/02/2009	04:30:00	28.7	11.302	2.084	6.490	15.564
177	28/02/2009	04:40:00	29.0	10.909	2.443	4.480	15.561
178	28/02/2009	04:50:00	28.8	10.681	1.828	5.527	14.543
179	28/02/2009	05:00:00	29.1	11.978	2.478	6.483	16.513
180	28/02/2009	05:10:00	28.8	11.718	2.268	8.453	17.560
181	28/02/2009	05:20:00	29.1	10.118	2.076	5.521	15.552
182	28/02/2009	05:30:00	29.4	10.573	1.485	7.491	13.578
183	28/02/2009	05:40:00	29.4	11.861	2.054	7.491	14.535
184	28/02/2009	05:50:00	29.4	12.273	1.843	8.447	16.506
185	28/02/2009	06:00:00	29.7	11.608	2.303	3.501	15.543
186	28/02/2009	06:10:00	29.7	11.056	3.794	-2.437	15.545
187	28/02/2009	06:20:00	30.1	11.612	1.989	7.483	16.499
188	28/02/2009	06:30:00	29.8	12.595	2.142	8.439	16.500
189	28/02/2009	06:40:00	29.9	13.386	2.302	7.482	18.506
190	28/02/2009	06:50:00	30.0	13.650	2.584	9.578	19.518
191	28/02/2009	07:00:00	30.1	15.212	2.365	9.578	19.518
192	28/02/2009	07:10:00	30.0	13.761	1.806	9.576	17.545
193	28/02/2009	07:20:00	30.1	13.039	2.472	8.438	18.505
194	28/02/2009	07:30:00	30.2	12.793	4.132	3.494	23.497
195	28/02/2009	07:40:00	30.4	13.093	3.570	6.458	19.515
196	28/02/2009	07:50:00	30.4	13.981	3.523	6.458	20.472
197	28/02/2009	08:00:00	30.4	16.050	3.417	10.531	23.489
198	28/02/2009	08:10:00	30.8	13.572	3.768	5.497	20.469
199	28/02/2009	08:20:00	30.6	16.258	3.168	8.429	22.478
200	28/02/2009	08:30:00	30.8	16.515	2.762	9.567	22.475
201	28/02/2009	08:40:00	31.1	16.946	3.087	11.536	23.485
202	28/02/2009	08:50:00	30.9	16.699	3.205	9.561	24.444
203	28/02/2009	09:00:00	31.1	16.286	2.201	11.533	21.509
204	28/02/2009	09:10:00	31.1	16.255	2.405	12.492	22.467
205	28/02/2009	09:20:00	30.6	16.237	2.640	10.522	22.470
206	28/02/2009	09:30:00	30.8	14.438	1.517	11.535	17.529
207	28/02/2009	09:40:00	30.9	16.045	3.458	11.534	26.452
208	28/02/2009	09:50:00	30.4	15.499	1.854	11.539	19.504
209	28/02/2009	10:00:00	30.4	14.553	2.245	10.526	19.506
210	28/02/2009	10:10:00	30.3	15.705	2.277	11.541	21.518
211	28/02/2009	10:20:00	30.3	15.496	4.430	8.430	30.442
212	28/02/2009	10:30:00	30.3	12.306	2.233	8.429	17.537
213	28/02/2009	10:40:00	30.0	13.437	1.918	10.526	20.469
214	28/02/2009	10:50:00	30.0	14.336	1.872	11.542	19.509
215	28/02/2009	11:00:00	30.0	12.694	2.141	8.430	18.496
216	28/02/2009	11:10:00	29.9	13.927	1.982	9.570	19.510
217	28/02/2009	11:20:00	29.9	12.666	1.506	9.572	16.490
218	28/02/2009	11:30:00	30.0	12.108	1.238	8.431	13.559
219	28/02/2009	11:40:00	30.0	12.200	1.302	7.469	14.518
220	28/02/2009	11:50:00	29.9	11.179	0.959	9.570	13.557

LAMPIRAN 9

DATA TEMPERATUR LABORATORIUM DAN KONSENTRASI OZON BULAN MARET 2009

No.	Date	Time	TLAB	AVG	SD	MIN	MAX
1	01/03/2009	01:00:00	28.5	4.090	1.713	1.563	7.509
2	01/03/2009	01:10:00	28.9	4.258	1.020	1.561	6.492
3	01/03/2009	01:20:00	29.1	4.063	1.242	1.558	7.496
4	01/03/2009	01:30:00	29.6	5.183	2.154	1.555	10.561
5	01/03/2009	03:30:00	31.2	19.409	2.718	12.507	24.458
6	01/03/2009	03:40:00	31.6	17.813	3.247	11.537	26.457
7	01/03/2009	03:50:00	31.4	14.400	2.946	9.555	21.511
8	01/03/2009	04:20:00	31.8	12.075	2.612	7.452	17.519
9	01/03/2009	04:30:00	32.0	12.357	2.691	7.448	17.517
10	01/03/2009	04:40:00	31.9	12.731	2.637	8.405	20.442
11	01/03/2009	04:50:00	32.0	11.896	2.458	7.443	17.511
12	01/03/2009	05:00:00	32.4	12.601	3.078	7.440	23.462
13	01/03/2009	05:10:00	32.2	12.591	2.440	6.427	17.504
14	01/03/2009	05:20:00	32.4	12.832	2.561	8.398	18.465
15	01/03/2009	05:30:00	32.6	13.177	2.353	6.422	18.460
16	01/03/2009	05:40:00	32.4	12.560	2.800	7.433	17.504
17	01/03/2009	05:50:00	32.7	13.245	2.702	8.393	19.469
18	01/03/2009	06:00:00	32.8	12.162	2.890	6.407	19.474
19	01/03/2009	06:30:00	32.7	12.193	4.347	3.446	25.461
20	01/03/2009	06:40:00	32.9	12.551	3.777	7.426	22.436
21	01/03/2009	06:50:00	33.1	14.346	4.455	7.424	30.396
22	01/03/2009	07:00:00	33.0	15.344	3.830	8.385	28.389
23	01/03/2009	07:10:00	32.9	12.208	4.043	4.403	20.423
24	01/03/2009	07:20:00	32.8	11.386	2.071	7.425	16.444
25	01/03/2009	07:30:00	32.7	10.416	3.088	5.453	17.495
26	01/03/2009	07:40:00	32.2	10.202	2.816	4.410	17.494
27	01/03/2009	07:50:00	32.3	11.862	2.865	8.391	19.471
28	01/03/2009	08:00:00	32.3	11.075	2.806	5.457	16.454
29	01/03/2009	08:10:00	32.2	10.427	3.780	4.411	20.432
30	01/03/2009	08:20:00	32.0	10.621	2.359	5.461	15.495
31	01/03/2009	08:30:00	32.2	10.593	1.962	6.422	14.482
32	01/03/2009	08:40:00	32.2	10.695	2.113	6.423	16.457
33	01/03/2009	08:50:00	32.0	11.159	1.743	7.436	15.496
34	01/03/2009	09:00:00	32.3	10.733	3.183	6.423	21.485
35	01/03/2009	09:10:00	32.2	10.901	1.599	7.435	15.494
36	01/03/2009	09:20:00	32.3	10.966	1.610	7.433	15.492
37	01/03/2009	09:30:00	32.3	9.756	2.683	4.412	16.452
38	01/03/2009	09:40:00	32.4	10.974	1.888	7.433	16.453
39	01/03/2009	09:50:00	32.6	10.928	1.416	7.431	14.479
40	01/03/2009	10:00:00	32.6	11.084	1.565	7.430	13.517
41	01/03/2009	10:10:00	32.5	11.425	1.299	8.389	14.472
42	01/03/2009	10:20:00	32.2	10.281	1.726	5.455	14.473
43	01/03/2009	10:30:00	32.2	10.670	1.437	8.392	14.479
44	01/03/2009	10:40:00	32.2	10.987	1.863	7.432	16.452
45	01/03/2009	10:50:00	32.2	10.567	1.014	8.391	12.468
46	01/03/2009	11:00:00	32.2	10.762	1.340	7.433	13.518
47	01/03/2009	11:10:00	32.1	10.108	1.468	7.433	13.519
48	01/03/2009	11:20:00	32.1	10.412	1.493	7.434	15.491
49	01/03/2009	11:30:00	31.8	10.627	1.482	8.391	14.481
50	01/03/2009	11:40:00	31.7	9.815	1.573	6.424	13.525

No.	Date	Time	TLAB	AVG	SD	MIN	MAX
51	01/03/2009	11:50:00	31.8	9.586	1.464	6.427	12.477
52	01/03/2009	12:00:00	31.7	9.680	1.755	6.428	14.487
53	01/03/2009	12:10:00	31.7	8.935	1.254	5.468	12.478
54	01/03/2009	12:20:00	31.7	8.445	1.463	5.470	10.507
55	01/03/2009	12:30:00	31.5	8.495	2.107	4.420	13.529
56	01/03/2009	12:40:00	31.5	7.867	1.353	3.460	10.506
57	01/03/2009	12:50:00	31.4	7.065	0.737	5.471	9.546
58	01/03/2009	13:00:00	31.5	4.295	1.471	1.504	7.449
59	01/03/2009	13:10:00	31.2	2.872	0.639	1.505	3.468
60	01/03/2009	13:30:00	31.2	2.521	0.661	1.509	3.473
61	01/03/2009	13:40:00	31.0	1.868	0.464	1.508	2.475
62	02/03/2009	01:00:00	30.3	3.627	1.401	1.536	6.467
63	02/03/2009	01:10:00	30.2	6.136	1.548	3.490	9.574
64	02/03/2009	01:20:00	30.4	12.713	3.121	7.472	17.535
65	02/03/2009	01:30:00	29.9	18.145	3.438	12.499	24.450
66	02/03/2009	01:40:00	30.2	26.302	3.380	20.466	33.462
67	02/03/2009	01:50:00	30.3	31.307	3.068	22.474	36.402
68	02/03/2009	02:00:00	30.6	30.414	4.254	20.466	39.408
69	02/03/2009	02:10:00	30.7	25.442	3.518	16.476	32.416
70	02/03/2009	02:20:00	30.9	24.431	2.685	18.461	32.384
71	02/03/2009	02:30:00	31.0	23.639	1.904	19.474	28.405
72	02/03/2009	02:40:00	31.2	22.739	2.336	19.470	29.448
73	02/03/2009	02:50:00	31.1	26.491	2.625	20.430	31.419
74	02/03/2009	03:00:00	31.1	28.634	2.859	22.437	34.408
75	02/03/2009	03:10:00	31.6	25.652	2.409	19.465	30.000
76	03/03/2009	09:00:00	33.1	4.361	2.497	1.474	13.498
77	03/03/2009	10:00:00	33.2	6.673	3.108	1.487	14.471
78	03/03/2009	10:10:00	33.2	5.965	1.877	1.483	10.487
79	03/03/2009	10:20:00	33.3	5.713	2.665	1.482	13.506
80	05/03/2009	04:20:00	28.9	8.446	1.477	4.304	10.322
81	05/03/2009	04:30:00	29.2	7.267	1.962	3.349	10.362
82	05/03/2009	04:40:00	29.5	8.068	2.458	4.461	13.567
83	05/03/2009	04:50:00	29.2	8.793	1.677	3.497	11.558
84	05/03/2009	05:00:00	29.2	11.324	1.535	4.457	11.556
85	05/03/2009	05:10:00	29.2	13.636	3.681	3.495	14.523
86	05/03/2009	05:20:00	29.6	11.313	2.109	6.460	14.521
87	05/03/2009	05:50:00	30.1	16.554	2.245	7.472	17.542
88	05/03/2009	06:00:00	30.2	21.313	4.034	5.498	20.470
89	05/03/2009	06:10:00	30.3	23.651	4.298	7.473	24.455
90	05/03/2009	06:20:00	30.0	26.069	8.609	2.491	38.426
91	05/03/2009	06:30:00	29.9	25.233	6.870	7.471	38.415
92	05/03/2009	06:40:00	30.2	19.827	5.522	10.530	38.415
93	05/03/2009	06:50:00	30.6	19.276	4.173	13.554	32.416
94	05/03/2009	07:00:00	30.4	19.778	4.076	8.435	28.437
95	05/03/2009	07:10:00	30.4	22.188	4.234	6.445	25.492
96	05/03/2009	07:20:00	30.8	25.715	5.297	4.437	29.474
97	05/03/2009	07:30:00	31.0	29.303	5.485	11.532	34.423
98	05/03/2009	07:40:00	31.0	30.780	5.072	14.497	35.429
99	05/03/2009	07:50:00	31.0	34.538	5.753	16.469	36.382
100	05/03/2009	08:00:00	31.0	28.019	5.636	16.468	45.505

No.	Date	Time	TLAB	AVG	SD	MIN	MAX
101	05/03/2009	08:10:00	30.5	20.719	4.136	25.478	42.464
102	05/03/2009	08:20:00	30.8	22.230	4.665	18.482	37.417
103	05/03/2009	08:30:00	31.0	19.792	3.702	15.515	30.434
104	05/03/2009	08:40:00	31.1	14.358	4.375	14.504	30.435
105	05/03/2009	08:50:00	31.0	13.810	3.624	10.518	29.474
106	05/03/2009	09:00:00	30.7	14.263	3.211	9.556	21.504
107	05/03/2009	09:10:00	30.7	12.884	2.542	8.418	18.485
108	05/03/2009	09:20:00	31.0	12.869	2.744	7.460	18.486
109	05/03/2009	09:30:00	31.0	13.799	2.752	7.460	20.460
110	05/03/2009	09:40:00	31.0	12.408	2.438	8.420	19.497
111	05/03/2009	09:50:00	31.1	12.879	2.280	8.419	20.458
112	05/03/2009	10:00:00	31.1	12.937	1.677	9.557	17.525
113	05/03/2009	10:10:00	31.2	12.336	3.043	6.445	20.458
114	05/03/2009	10:20:00	31.0	12.284	1.580	9.558	16.477
115	05/03/2009	10:30:00	30.7	12.732	1.636	8.415	17.523
116	05/03/2009	10:40:00	30.9	11.453	1.810	8.415	17.525
117	05/03/2009	10:50:00	30.8	11.783	2.269	8.415	19.495
118	05/03/2009	11:00:00	30.8	12.320	1.986	6.444	15.516
119	05/03/2009	11:10:00	30.7	11.952	2.830	6.444	20.457
120	05/03/2009	11:20:00	30.8	11.947	1.891	8.416	16.476
121	05/03/2009	11:30:00	30.7	11.927	1.713	8.417	16.474
122	05/03/2009	11:40:00	30.9	12.458	1.545	9.555	16.476
123	05/03/2009	11:50:00	30.8	11.866	1.270	9.557	14.506
124	05/03/2009	12:00:00	30.6	12.141	1.349	9.557	16.477
125	05/03/2009	12:10:00	30.6	11.197	1.695	7.457	15.514
126	05/03/2009	12:20:00	30.7	11.415	1.512	9.557	15.516
127	06/03/2009	01:40:00	29.4	6.356	2.286	6.446	16.479
128	06/03/2009	01:50:00	29.7	9.065	2.312	5.488	15.520
129	06/03/2009	02:00:00	29.7	13.668	1.555	3.495	9.582
130	06/03/2009	02:10:00	30.2	18.464	1.639	5.500	12.509
131	06/03/2009	02:20:00	30.5	23.914	1.962	10.532	18.496
132	06/03/2009	02:30:00	30.7	22.043	2.834	12.501	24.446
133	06/03/2009	02:40:00	31.2	17.642	2.484	19.498	32.406
134	06/03/2009	02:50:00	31.2	21.392	4.285	12.490	29.470
135	06/03/2009	03:00:00	31.1	42.045	4.224	7.451	26.444
136	06/03/2009	03:10:00	31.4	47.069	6.496	8.406	32.388
137	06/03/2009	03:20:00	31.4	49.183	4.624	32.386	53.455
138	06/03/2009	03:30:00	31.8	59.745	4.213	40.347	55.428
139	06/03/2009	03:40:00	31.7	55.462	3.149	43.451	56.390
140	06/03/2009	03:50:00	32.1	49.187	4.106	52.379	69.365
141	06/03/2009	04:00:00	32.0	29.679	4.206	46.439	62.364
142	06/03/2009	04:10:00	32.0	32.308	8.757	29.430	63.392
143	06/03/2009	04:20:00	32.1	32.824	2.692	20.427	37.416
144	06/03/2009	04:30:00	32.3	34.129	3.097	25.456	40.333
145	06/03/2009	04:40:00	32.2	35.038	3.227	25.455	38.372
146	06/03/2009	04:50:00	32.5	33.157	3.121	25.452	39.383
147	06/03/2009	05:00:00	32.2	31.431	3.795	26.413	46.438
148	06/03/2009	05:10:00	32.7	25.610	3.570	23.440	42.448
149	06/03/2009	05:20:00	32.8	29.290	3.958	24.401	40.350
150	06/03/2009	05:30:00	32.5	24.395	3.924	16.438	33.418
151	06/03/2009	05:40:00	32.7	22.607	3.234	23.437	37.391
152	06/03/2009	05:50:00	32.6	22.939	2.677	20.415	34.366
153	06/03/2009	06:00:00	32.9	20.911	3.514	15.473	31.406
154	06/03/2009	06:10:00	33.2	19.330	3.405	17.481	32.365
155	06/03/2009	06:20:00	32.9	15.457	4.150	13.484	31.401
156	06/03/2009	06:30:00	33.2	13.135	3.025	13.509	29.440
157	06/03/2009	06:40:00	33.2	11.880	3.792	9.525	25.457
158	06/03/2009	06:50:00	32.7	10.856	3.333	6.411	20.426
159	06/03/2009	07:00:00	33.1	10.009	1.958	7.423	16.441
160	06/03/2009	07:10:00	33.1	10.060	3.439	4.400	21.474

No.	Date	Time	TLAB	AVG	SD	MIN	MAX
161	06/03/2009	07:20:00	33.1	10.256	3.534	3.442	19.466
162	06/03/2009	07:30:00	32.9	11.020	3.065	4.400	19.463
163	06/03/2009	07:40:00	33.2	10.221	3.887	4.400	20.424
164	06/03/2009	07:50:00	33.6	9.933	2.480	5.448	16.441
165	06/03/2009	08:00:00	33.5	10.471	2.147	6.411	16.444
166	06/03/2009	08:10:00	33.3	9.005	2.159	6.407	14.469
167	06/03/2009	08:20:00	33.5	9.471	5.007	2.439	23.440
168	06/03/2009	08:30:00	33.8	9.694	2.205	4.396	16.436
169	06/03/2009	08:40:00	33.3	8.858	4.253	1.477	20.417
170	06/03/2009	08:50:00	33.5	9.461	3.797	5.441	22.424
171	06/03/2009	09:00:00	33.6	8.763	3.913	2.436	21.462
172	06/03/2009	09:10:00	33.6	9.224	2.563	3.430	15.474
173	06/03/2009	09:20:00	33.2	8.999	2.130	4.391	14.458
174	06/03/2009	09:30:00	33.4	9.749	2.006	5.439	14.460
175	06/03/2009	09:40:00	33.6	8.535	2.379	5.440	19.454
176	06/03/2009	09:50:00	33.3	10.338	2.233	5.443	14.461
177	06/03/2009	10:00:00	33.6	10.372	2.641	4.391	15.472
178	06/03/2009	10:10:00	33.3	9.364	1.984	7.413	15.471
179	06/03/2009	10:20:00	32.7	8.815	2.001	7.411	14.458
180	06/03/2009	10:30:00	32.9	8.922	2.451	5.438	14.457
181	06/03/2009	10:40:00	32.7	8.560	1.444	5.440	13.502
182	06/03/2009	10:50:00	32.6	9.613	1.545	6.404	12.455
183	06/03/2009	11:00:00	32.7	9.151	1.357	6.405	12.456
184	06/03/2009	11:10:00	32.7	10.022	1.989	7.421	16.443
185	06/03/2009	11:20:00	32.4	9.461	0.966	7.421	11.499
186	06/03/2009	11:30:00	32.4	9.429	1.649	6.408	14.468
187	06/03/2009	11:40:00	32.4	9.858	1.205	7.421	12.459
188	06/03/2009	11:50:00	32.2	9.188	1.253	6.409	11.500
189	06/03/2009	12:00:00	32.3	9.280	1.667	6.411	15.484
190	06/03/2009	12:10:00	31.9	9.336	1.479	6.411	13.508
191	06/03/2009	12:20:00	32.0	9.418	1.717	7.427	15.486
192	06/03/2009	12:30:00	31.8	10.121	2.124	5.457	16.449
193	06/03/2009	12:40:00	31.6	9.642	1.590	6.419	12.472
194	06/03/2009	12:50:00	32.0	9.603	1.348	7.434	14.481
195	06/03/2009	13:00:00	32.0	9.273	1.232	7.436	12.474
196	06/03/2009	13:10:00	31.7	9.895	1.186	7.437	12.472
197	06/03/2009	13:20:00	31.7	11.033	1.298	7.433	14.479
198	06/03/2009	13:30:00	31.6	12.725	0.979	8.393	12.471
199	06/03/2009	13:50:00	31.7	9.741	0.976	9.532	14.479
200	06/03/2009	14:00:00	31.9	8.758	3.874	5.462	24.416
201	06/03/2009	14:10:00	31.6	10.008	0.924	7.436	11.513
202	06/03/2009	14:20:00	31.6	8.639	0.775	7.435	10.502
203	06/03/2009	14:30:00	31.6	8.380	1.585	7.437	14.484
204	06/03/2009	14:40:00	31.6	8.006	0.817	7.437	10.502
205	06/03/2009	14:50:00	31.6	8.724	0.990	6.424	11.516
206	06/03/2009	17:10:00	30.4	3.845	0.574	7.438	9.543
207	06/03/2009	17:30:00	30.1	2.627	0.954	6.426	10.505
208	06/03/2009	18:00:00	29.9	4.973	1.322	1.517	7.459
209	06/03/2009	18:10:00	29.7	7.455	0.833	1.520	5.492
210	06/03/2009	18:20:00	29.5	7.582	0.932	3.482	7.468
211	06/03/2009	18:30:00	29.5	5.681	1.576	4.442	11.544
212	06/03/2009	18:40:00	29.6	5.607	1.164	5.493	10.533
213	06/03/2009	18:50:00	29.4	5.867	1.061	3.486	7.475
214	06/03/2009	19:00:00	29.0	5.352	1.418	3.487	8.434
215	06/03/2009	19:10:00	28.7	6.547	2.015	2.491	10.534
216	06/03/2009	19:20:00	28.5	6.550	2.553	1.533	12.512
217	06/03/2009	19:30:00	28.5	6.947	1.807	2.497	11.552
218	06/03/2009	19:40:00	28.2	6.850	1.415	2.498	10.542
219	06/03/2009	19:50:00	28.5	5.985	1.168	4.461	9.589
220	06/03/2009	20:00:00	28.6	5.846	1.259	3.505	9.586

No.	Date	Time	TLAB	AVG	SD	MIN	MAX
221	06/03/2009	20:10:00	28.4	6.445	0.945	4.463	8.448
222	06/03/2009	20:20:00	28.5	6.325	0.929	4.465	8.453
223	06/03/2009	20:30:00	28.3	6.538	0.864	4.466	8.453
224	06/03/2009	20:40:00	28.5	6.488	0.974	4.469	8.455
225	06/03/2009	20:50:00	28.4	5.366	0.696	5.518	8.457
226	06/03/2009	21:00:00	28.4	5.281	0.800	5.518	8.457
227	06/03/2009	21:10:00	28.4	5.511	0.534	4.469	6.485
228	06/03/2009	21:20:00	28.5	5.302	0.984	3.511	6.487
229	06/03/2009	21:30:00	28.5	3.757	0.702	4.471	6.487
230	06/03/2009	21:40:00	28.2	3.307	0.793	3.508	6.485
231	06/03/2009	21:50:00	28.2	3.502	0.713	2.507	5.521
232	06/03/2009	22:00:00	28.2	3.261	0.690	1.552	4.478
233	06/03/2009	22:30:00	28.0	2.740	0.766	2.514	5.528
234	06/03/2009	22:50:00	28.2	3.086	1.000	1.553	5.528
235	07/03/2009	02:00:00	29.4	6.367	0.676	1.553	4.478
236	07/03/2009	02:20:00	29.9	5.944	0.918	1.554	5.528
237	07/03/2009	02:40:00	30.3	7.780	2.533	1.541	12.518
238	07/03/2009	02:50:00	30.4	7.376	2.214	1.537	12.509
239	07/03/2009	03:00:00	30.5	7.517	2.249	2.491	14.519
240	07/03/2009	03:10:00	30.6	9.063	1.832	3.486	11.546
241	07/03/2009	03:20:00	30.7	9.957	2.312	3.486	12.506
242	07/03/2009	03:30:00	31.0	11.296	2.305	2.491	13.554
243	07/03/2009	03:40:00	30.5	11.288	3.240	3.484	17.534
244	07/03/2009	03:50:00	30.8	14.987	3.737	3.483	19.505
245	07/03/2009	04:00:00	31.0	13.700	2.528	7.463	15.522
246	07/03/2009	04:10:00	31.0	15.760	2.161	10.524	20.461
247	07/03/2009	04:20:00	30.9	14.418	3.259	5.489	19.500
248	07/03/2009	04:30:00	31.2	16.508	3.781	9.557	23.480
249	07/03/2009	04:40:00	31.5	19.263	1.909	10.516	18.484
250	07/03/2009	04:50:00	31.9	18.526	2.364	13.541	22.466
251	07/03/2009	05:00:00	31.7	17.125	3.891	13.538	27.458
252	07/03/2009	05:10:00	31.9	16.045	4.178	9.550	28.414
253	07/03/2009	05:20:00	31.5	16.968	4.099	7.450	30.423
254	07/03/2009	05:30:00	31.5	15.941	2.881	9.548	22.456
255	07/03/2009	05:40:00	31.6	16.048	2.860	12.479	23.467
256	07/03/2009	05:50:00	31.6	14.734	2.212	11.521	20.450
257	07/03/2009	06:00:00	31.9	13.526	3.239	11.521	24.432
258	07/03/2009	06:10:00	31.9	12.213	2.245	10.508	20.449
259	07/03/2009	06:20:00	31.7	11.911	3.714	7.448	24.433
260	07/03/2009	06:30:00	31.7	10.957	2.951	5.475	20.445
261	07/03/2009	06:40:00	31.8	10.664	2.376	6.433	18.474
262	07/03/2009	06:50:00	31.6	11.580	2.799	5.474	16.464
263	07/03/2009	07:00:00	31.7	11.174	2.005	6.433	14.493
264	07/03/2009	07:10:00	31.7	10.819	3.468	4.425	19.486
265	07/03/2009	07:20:00	31.9	11.696	3.573	3.463	18.473
266	07/03/2009	07:30:00	32.0	10.970	2.559	5.472	16.463
267	07/03/2009	07:40:00	32.2	12.284	3.051	5.472	18.473
268	07/03/2009	07:50:00	32.4	13.826	3.045	4.424	17.512
269	07/03/2009	08:00:00	32.4	16.481	2.367	3.460	17.509
270	07/03/2009	08:10:00	32.3	12.805	3.620	8.400	24.418
271	07/03/2009	08:20:00	32.6	13.826	4.099	6.424	24.420
272	07/03/2009	08:30:00	32.1	13.000	2.698	5.463	19.472
273	07/03/2009	08:40:00	32.1	11.672	2.833	6.421	19.475
274	07/03/2009	08:50:00	32.7	12.644	1.931	8.392	17.499
275	07/03/2009	09:00:00	32.7	11.502	2.492	6.422	16.456
276	07/03/2009	09:10:00	32.5	12.762	3.228	6.423	20.435
277	07/03/2009	09:20:00	32.2	13.760	2.694	4.410	16.453
278	07/03/2009	09:30:00	32.4	13.125	3.135	4.410	19.472
279	07/03/2009	09:40:00	32.3	12.610	3.072	8.393	23.457
280	07/03/2009	09:50:00	32.6	14.210	2.341	7.434	20.433

No.	Date	Time	TLAB	AVG	SD	MIN	MAX
281	07/03/2009	10:00:00	32.3	12.853	2.987	1.494	17.500
282	07/03/2009	10:10:00	32.4	11.817	2.999	8.391	20.433
283	07/03/2009	10:20:00	32.4	14.130	2.353	6.417	17.498
284	07/03/2009	10:30:00	32.4	11.894	1.889	9.531	17.499
285	07/03/2009	10:40:00	32.0	12.648	2.375	7.430	20.429
286	07/03/2009	10:50:00	32.2	11.974	1.958	7.431	16.452
287	07/03/2009	11:00:00	31.9	12.143	2.914	5.460	19.474
288	07/03/2009	11:10:00	31.9	12.749	1.957	8.393	18.460
289	07/03/2009	11:20:00	31.8	12.859	1.953	7.433	18.458
290	07/03/2009	11:30:00	31.8	13.345	2.523	9.532	22.441
291	07/03/2009	11:40:00	31.8	12.336	1.807	9.534	18.460
292	07/03/2009	11:50:00	31.8	12.759	2.025	8.395	17.503
293	07/03/2009	12:00:00	31.8	11.917	2.305	7.435	15.495
294	07/03/2009	12:10:00	31.7	11.022	1.233	9.536	14.484
295	07/03/2009	12:20:00	31.7	11.658	2.058	7.438	17.503
296	07/03/2009	12:30:00	31.6	9.649	2.725	4.417	15.498
297	07/03/2009	12:40:00	31.5	11.576	3.677	3.455	18.465
298	07/03/2009	12:50:00	31.3	7.984	1.976	4.418	15.499
299	07/03/2009	13:00:00	31.1	3.032	1.470	9.540	16.460
300	07/03/2009	13:20:00	30.9	2.136	2.610	2.461	11.519
301	08/03/2009	01:30:00	30.6	12.431	0.659	1.501	4.427
302	08/03/2009	01:40:00	30.5	19.177	0.553	1.507	3.470
303	08/03/2009	01:50:00	30.8	22.535	2.918	6.458	17.537
304	08/03/2009	02:00:00	31.0	24.603	2.587	14.507	23.487
305	08/03/2009	02:10:00	31.1	20.673	2.045	18.485	26.454
306	08/03/2009	02:20:00	31.0	17.151	3.857	17.524	32.407
307	08/03/2009	02:30:00	31.1	17.414	3.362	12.495	29.475
308	08/03/2009	02:40:00	30.9	17.593	3.239	7.457	23.479
309	08/03/2009	02:50:00	31.1	18.328	2.471	13.540	23.480
310	08/03/2009	03:00:00	31.1	19.677	2.808	13.540	24.438
311	08/03/2009	03:10:00	31.4	18.125	3.271	9.557	28.421
312	08/03/2009	03:20:00	31.7	17.657	3.724	12.487	29.469
313	08/03/2009	03:30:00	31.3	17.562	4.009	10.515	25.486
314	08/03/2009	03:40:00	31.5	18.852	3.022	11.526	25.487
315	08/03/2009	03:50:00	31.7	17.375	3.823	11.522	30.424
316	08/03/2009	04:00:00	31.9	16.873	3.911	10.513	29.468
317	08/03/2009	04:10:00	31.7	18.172	3.048	11.523	25.484
318	08/03/2009	04:20:00	31.8	16.420	2.478	12.480	22.454
319	08/03/2009	04:30:00	31.8	17.154	5.304	8.406	28.410
320	08/03/2009	04:40:00	32.1	17.711	3.708	7.447	25.478
321	08/03/2009	04:50:00	32.3	18.090	4.537	7.444	28.411
322	08/03/2009	05:00:00	32.2	17.107	3.719	11.517	27.448
323	08/03/2009	05:10:00	32.3	15.517	4.165	11.513	31.429
324	08/03/2009	05:20:00	32.6	15.471	2.928	10.500	23.461
325	08/03/2009	05:30:00	32.4	15.198	2.628	12.470	24.422
326	08/03/2009	05:40:00	32.6	13.900	2.818	9.536	22.445
327	08/03/2009	05:50:00	32.6	14.549	2.929	9.533	23.455
328	08/03/2009	06:00:00	32.7	14.281	2.884	8.395	20.435
329	08/03/2009	06:10:00	32.6	14.033	2.854	8.393	20.435
330	08/03/2009	06:20:00	33.0	14.645	3.131	8.392	20.434
331	08/03/2009	06:30:00	32.8	15.710	2.951	8.393	21.480
332	08/03/2009	06:40:00	32.8	18.156	3.019	8.388	22.438
333	08/03/2009	06:50:00	32.9	18.161	3.860	7.426	25.460
334	08/03/2009	07:00:00	32.8	16.378	3.798	8.386	27.430
335	08/03/2009	07:10:00	32.8	16.205	2.929	11.498	25.456
336	08/03/2009	07:20:00	33.1	15.505	2.948	9.528	24.407
337	08/03/2009	07:30:00	33.3	15.439	3.029	10.486	21.474
338	08/03/2009	07:40:00	33.1	15.284	2.430	10.486	22.432
339	08/03/2009	07:50:00	33.1	15.165	3.422	10.481	26.414
340	08/03/2009	08:00:00	33.5	13.655	4.489	7.420	28.385

No.	Date	Time	TLAB	AVG	SD	MIN	MAX
341	08/03/2009	08:10:00	33.4	13.978	7.185	0.433	28.385
342	08/03/2009	08:20:00	33.1	15.174	3.910	6.407	24.401
343	08/03/2009	08:30:00	33.2	14.794	3.607	5.444	25.453
344	08/03/2009	08:40:00	33.5	14.178	4.956	5.444	27.421
345	08/03/2009	08:50:00	33.5	16.092	3.457	7.420	22.429
346	08/03/2009	09:00:00	33.6	14.403	4.300	7.417	24.398
347	08/03/2009	09:10:00	33.4	14.260	5.394	8.376	36.349
348	08/03/2009	09:20:00	33.3	16.018	4.967	1.477	24.400
349	08/03/2009	09:30:00	33.4	14.766	3.238	7.416	25.448
350	08/03/2009	09:40:00	33.7	14.900	4.388	7.416	28.379
351	08/03/2009	09:50:00	33.2	14.559	2.799	8.374	21.466
352	08/03/2009	10:00:00	33.5	14.452	3.120	9.515	21.464
353	08/03/2009	10:10:00	33.7	13.565	3.641	7.412	24.397
354	08/03/2009	10:20:00	33.6	14.571	3.437	6.400	24.396
355	08/03/2009	10:30:00	33.6	13.124	1.545	10.471	16.432
356	08/03/2009	10:40:00	33.1	10.902	2.595	9.510	20.411
357	08/03/2009	10:50:00	33.0	12.369	2.931	7.409	22.421
358	08/03/2009	11:00:00	33.1	11.756	1.915	6.396	16.427
359	08/03/2009	11:10:00	32.9	12.547	2.760	7.413	20.412
360	08/03/2009	11:20:00	33.0	11.726	2.185	7.413	18.441
361	08/03/2009	11:30:00	32.7	10.655	3.183	6.401	21.463
362	08/03/2009	11:40:00	32.6	8.647	1.779	8.376	15.473
363	08/03/2009	11:50:00	32.7	10.209	1.233	7.417	13.503
364	08/03/2009	12:00:00	32.5	12.848	1.737	5.446	14.466
365	08/03/2009	12:10:00	32.5	11.396	1.971	6.407	13.508
366	08/03/2009	12:20:00	32.4	9.939	1.629	9.521	16.441
367	08/03/2009	12:30:00	32.3	9.938	1.705	7.423	14.471
368	08/03/2009	12:40:00	32.0	10.363	1.092	8.385	12.463
369	08/03/2009	12:50:00	31.9	6.904	0.990	8.385	12.462
370	08/03/2009	13:00:00	32.1	4.533	0.718	8.388	11.507
371	08/03/2009	18:00:00	29.3	2.982	2.462	3.449	11.508
372	08/03/2009	18:10:00	29.1	2.670	0.795	3.449	6.424
373	09/03/2009	01:10:00	28.4	2.810	0.888	1.537	5.510
374	09/03/2009	01:20:00	28.5	3.279	0.912	1.538	4.463
375	09/03/2009	01:30:00	28.7	3.608	0.655	1.551	4.478
376	09/03/2009	01:40:00	28.7	4.560	0.910	1.552	5.527
377	09/03/2009	01:50:00	28.9	5.057	0.954	1.550	5.524
378	09/03/2009	02:00:00	29.2	5.699	1.413	2.508	9.591
379	09/03/2009	02:10:00	29.5	6.408	1.241	1.548	7.494
380	09/03/2009	02:20:00	29.6	7.840	1.522	2.507	8.453
381	09/03/2009	02:30:00	29.8	9.665	0.948	4.462	9.589
382	09/03/2009	02:40:00	30.1	11.208	1.972	2.500	11.557
383	09/03/2009	02:50:00	30.2	13.419	1.300	6.465	11.554
384	09/03/2009	03:00:00	30.5	12.313	2.035	6.462	14.520
385	09/03/2009	03:10:00	30.7	11.097	1.350	10.531	16.490
386	09/03/2009	03:20:00	30.8	9.850	1.749	9.568	19.503
387	09/03/2009	03:30:00	30.7	14.876	3.952	5.491	23.488
388	09/03/2009	03:40:00	30.9	13.218	2.542	3.481	15.519
389	09/03/2009	03:50:00	31.1	10.454	2.912	9.561	20.460
390	09/03/2009	04:00:00	30.9	14.312	3.321	7.459	22.469
391	09/03/2009	04:10:00	31.1	21.668	1.578	7.458	14.505
392	09/03/2009	04:20:00	31.1	28.791	2.725	10.517	20.456
393	09/03/2009	04:30:00	31.6	30.318	5.331	10.517	33.447
394	09/03/2009	04:40:00	31.7	31.754	1.925	24.434	33.448
395	09/03/2009	04:50:00	31.7	36.729	3.210	21.497	35.429
396	09/03/2009	05:00:00	31.7	39.749	2.838	24.429	37.428
397	09/03/2009	05:10:00	31.8	35.987	2.455	31.407	42.454
398	09/03/2009	05:50:00	32.2	30.455	2.040	35.411	43.491
399	09/03/2009	06:00:00	31.9	26.804	2.630	30.408	41.514
400	09/03/2009	06:10:00	32.1	29.766	2.776	24.420	37.428

No.	Date	Time	TLAB	AVG	SD	MIN	MAX
401	09/03/2009	06:20:00	31.8	31.171	2.554	22.446	32.389
402	09/03/2009	06:30:00	31.9	28.819	2.176	25.470	35.426
403	09/03/2009	06:40:00	32.1	27.206	2.301	27.441	37.424
404	09/03/2009	06:50:00	32.1	26.248	1.518	25.470	32.386
405	09/03/2009	07:00:00	32.4	24.696	2.171	22.446	31.427
406	09/03/2009	07:10:00	32.2	22.840	2.346	21.485	31.429
407	09/03/2009	07:20:00	32.4	23.500	2.611	15.495	28.405
408	09/03/2009	07:30:00	32.3	24.124	3.586	16.451	30.408
409	09/03/2009	07:40:00	32.3	24.735	1.658	20.429	26.428
410	09/03/2009	07:50:00	32.3	24.201	2.109	20.428	31.417
411	09/03/2009	08:00:00	32.3	25.301	3.053	18.456	31.421
412	09/03/2009	08:10:00	32.5	25.280	2.643	16.447	29.446
413	09/03/2009	08:20:00	32.1	26.567	2.260	19.468	30.407
414	09/03/2009	08:30:00	32.1	24.386	2.291	19.468	30.408
415	09/03/2009	08:40:00	32.1	22.848	1.750	22.436	30.405
416	09/03/2009	08:50:00	32.3	23.238	2.075	19.470	29.448
417	09/03/2009	09:00:00	32.2	22.344	2.143	19.469	27.439
418	09/03/2009	09:10:00	32.2	22.991	2.440	17.496	26.425
419	09/03/2009	09:20:00	32.2	22.376	1.969	17.496	25.465
420	09/03/2009	09:30:00	32.2	22.235	2.440	18.456	29.446
421	09/03/2009	09:40:00	31.9	22.295	2.012	19.470	28.401
422	09/03/2009	09:50:00	31.9	21.883	1.810	19.470	28.399
423	09/03/2009	10:00:00	31.9	20.488	3.111	17.498	29.450
424	09/03/2009	10:10:00	31.9	18.043	2.714	16.451	29.449
425	09/03/2009	10:20:00	31.9	16.061	2.296	16.451	25.467
426	09/03/2009	10:30:00	31.8	16.776	2.195	13.520	23.459
427	09/03/2009	10:40:00	31.9	16.239	2.427	13.519	24.419
428	09/03/2009	10:50:00	31.6	18.596	1.610	13.520	21.487
429	09/03/2009	11:00:00	31.7	20.699	1.847	11.511	20.438
430	09/03/2009	11:10:00	31.6	21.832	2.292	14.481	23.461
431	09/03/2009	11:20:00	31.6	23.164	1.767	16.454	24.422
432	09/03/2009	11:30:00	31.6	22.045	1.256	18.462	24.421
433	09/03/2009	11:40:00	31.7	19.694	1.527	20.434	28.403
434	09/03/2009	11:50:00	31.6	18.882	2.238	18.461	26.429
435	09/03/2009	12:00:00	31.7	19.592	0.945	18.461	21.488
436	09/03/2009	12:10:00	31.7	19.909	1.497	14.481	21.488
437	09/03/2009	12:20:00	31.7	17.132	2.178	14.481	23.460
438	09/03/2009	12:30:00	31.6	11.684	1.918	15.494	23.461
439	09/03/2009	12:40:00	31.3	5.618	1.649	12.473	19.480
440	09/03/2009	13:00:00	31.1	5.149	3.198	5.467	17.507
441	09/03/2009	13:10:00	31.0	4.557	0.952	4.418	8.404
442	09/03/2009	13:20:00	30.8	4.650	0.652	3.462	6.437
443	09/03/2009	13:30:00	30.8	3.674	0.528	3.463	5.480
444	09/03/2009	13:40:00	30.6	3.664	0.822	2.468	5.482
445	09/03/2009	16:40:00	29.7	2.530	0.474	2.468	4.434
446	10/03/2009	02:10:00	29.9	12.660	2.085	1.511	11.530
447	10/03/2009	02:20:00	29.9	15.184	0.909	1.527	4.452
448	10/03/2009	02:30:00	30.3	19.345	3.273	5.505	18.502
449	10/03/2009	02:40:00	30.5	24.200	2.071	11.549	20.477
450	10/03/2009	02:50:00	30.5	24.504	1.978	15.530	23.495
451	10/03/2009	03:00:00	31.1	25.068	3.202	18.495	30.442
452	10/03/2009	03:10:00	31.6	48.911	3.543	18.490	31.456
453	10/03/2009	03:20:00	31.4	60.896	4.075	16.478	33.456
454	10/03/2009	03:30:00	31.5	54.546	12.602	23.480	65.396
455	10/03/2009	03:40:00	31.8	57.059	3.935	53.454	69.410
456	10/03/2009	03:50:00	31.9	51.539	2.823	48.415	61.427
457	10/03/2009	04:00:00	31.9	47.926	4.235	47.461	65.404
458	10/03/2009	04:10:00	32.1	48.119	5.497	40.344	59.428
459	10/03/2009	04:20:00	32.3	44.901	3.022	41.489	53.446
460	10/03/2009	04:30:00	32.2	49.205	2.496	42.437	52.379

No.	Date	Time	TLAB	AVG	SD	MIN	MAX
461	10/03/2009	04:40:00	32.4	56.588	2.444	40.316	49.468
462	10/03/2009	04:50:00	32.3	58.899	3.326	44.399	60.371
463	10/03/2009	05:00:00	32.5	69.158	4.067	48.396	64.344
464	10/03/2009	05:10:00	32.9	71.756	3.168	51.409	64.324
465	10/03/2009	05:20:00	32.8	68.639	4.632	58.376	80.355
466	10/03/2009	05:30:00	32.8	59.226	3.381	64.314	78.381
467	10/03/2009	05:40:00	32.5	51.547	3.638	59.373	75.414
468	10/03/2009	05:50:00	32.6	40.447	3.313	52.351	65.373
469	10/03/2009	06:00:00	32.8	38.843	5.662	40.326	65.363
470	10/03/2009	06:10:00	32.9	30.536	3.378	33.419	46.426
471	10/03/2009	06:20:00	33.0	17.510	2.737	34.363	45.467
472	10/03/2009	06:30:00	33.3	12.462	4.133	23.447	39.370
473	10/03/2009	06:40:00	33.3	14.781	4.694	9.527	26.422
474	10/03/2009	06:50:00	33.3	15.211	2.429	7.427	17.493
475	10/03/2009	07:00:00	33.7	15.243	2.349	10.484	21.471
476	10/03/2009	07:10:00	33.5	14.313	3.756	7.407	25.454
477	10/03/2009	07:20:00	33.5	12.571	2.844	10.467	23.429
478	10/03/2009	07:30:00	33.5	12.397	5.003	2.430	28.373
479	10/03/2009	07:40:00	33.5	13.268	2.904	7.404	20.406
480	10/03/2009	07:50:00	33.6	12.142	2.330	8.365	20.405
481	10/03/2009	08:00:00	33.7	11.281	2.807	7.405	19.446
482	10/03/2009	08:10:00	33.5	10.662	2.769	6.390	19.444
483	10/03/2009	08:20:00	33.6	11.103	3.380	5.427	22.411
484	10/03/2009	08:30:00	33.6	10.577	2.275	6.386	16.420
485	10/03/2009	08:40:00	33.2	13.684	2.060	7.401	15.460
486	10/03/2009	08:50:00	32.8	14.199	2.785	5.430	16.423
487	10/03/2009	09:00:00	32.6	12.745	1.813	9.503	17.472
488	10/03/2009	09:10:00	32.5	11.238	2.075	11.469	19.448
489	10/03/2009	09:20:00	32.4	10.488	0.927	10.482	15.481
490	10/03/2009	09:30:00	32.2	10.745	2.171	8.384	17.491
491	10/03/2009	09:40:00	32.1	10.024	1.054	8.385	13.512
492	10/03/2009	09:50:00	32.2	11.599	0.945	9.526	13.514
493	10/03/2009	10:00:00	32.1	8.381	1.328	7.429	13.513
494	10/03/2009	10:10:00	32.2	6.999	1.710	9.529	16.451
495	10/03/2009	10:20:00	32.1	7.390	2.052	3.449	11.506
496	10/03/2009	10:30:00	32.2	11.632	1.946	3.449	12.468
497	10/03/2009	10:40:00	32.1	9.309	1.222	5.458	10.496
498	10/03/2009	10:50:00	32.1	6.827	0.784	9.531	12.470
499	10/03/2009	11:00:00	31.9	6.955	1.235	7.430	11.508
500	10/03/2009	11:10:00	31.9	6.719	1.899	3.450	12.471
501	11/03/2009	01:50:00	31.7	6.017	0.819	5.459	8.399
502	11/03/2009	02:00:00	31.1	8.337	1.471	1.492	9.539
503	11/03/2009	02:10:00	31.2	9.933	2.379	1.493	11.512
504	11/03/2009	02:20:00	31.0	10.241	2.676	2.492	14.518
505	11/03/2009	02:30:00	30.9	13.514	2.585	3.484	15.525
506	11/03/2009	02:40:00	30.9	14.262	1.704	7.457	14.503
507	11/03/2009	02:50:00	31.0	16.031	1.848	8.418	16.477
508	11/03/2009	03:00:00	31.0	16.298	1.500	11.532	17.527
509	11/03/2009	03:10:00	31.2	11.812	1.628	13.542	20.461
510	11/03/2009	03:20:00	31.8	10.481	2.082	12.482	22.471
511	11/03/2009	03:30:00	31.3	12.192	1.895	7.449	16.470
512	11/03/2009	03:40:00	31.4	11.390	1.878	5.473	14.494
513	11/03/2009	03:50:00	31.4	12.728	2.207	8.403	16.464
514	11/03/2009	04:00:00	31.5	12.683	2.094	6.429	14.491
515	11/03/2009	04:10:00	31.4	11.740	2.625	8.403	19.480
516	11/03/2009	04:20:00	31.7	11.205	3.924	6.429	25.475
517	11/03/2009	04:30:00	31.4	11.164	2.760	4.422	20.442
518	11/03/2009	04:40:00	31.7	9.889	2.501	7.454	16.474
519	11/03/2009	04:50:00	31.3	11.067	1.942	5.478	14.497
520	11/03/2009	05:00:00	31.1	10.504	1.928	6.438	14.499

No.	Date	Time	TLAB	AVG	SD	MIN	MAX
521	11/03/2009	05:00:00	31.2	8.104	3.194	3.469	18.478
522	11/03/2009	05:10:00	31.4	10.844	2.539	3.472	16.471
523	11/03/2009	05:20:00	31.3	9.482	2.357	3.474	13.542
524	11/03/2009	05:30:00	32.1	11.942	2.993	6.444	20.459
525	11/03/2009	05:40:00	32.2	10.522	3.417	3.472	20.453
526	11/03/2009	05:50:00	31.7	10.038	3.071	4.431	19.494
527	11/03/2009	06:00:00	32.3	11.002	3.371	4.421	20.444
528	11/03/2009	06:10:00	32.2	9.659	3.671	3.459	19.478
529	11/03/2009	06:30:00	32.5	9.764	3.935	4.419	22.450
530	11/03/2009	06:40:00	32.7	9.884	2.373	5.463	15.498
531	11/03/2009	06:50:00	32.3	9.799	3.171	2.454	18.461
532	11/03/2009	07:00:00	32.3	9.569	2.529	3.450	14.478
533	11/03/2009	07:10:00	32.5	10.544	2.295	4.408	15.489
534	11/03/2009	07:20:00	32.5	10.521	1.826	6.406	14.468
535	11/03/2009	07:30:00	32.9	9.961	1.788	7.421	15.480
536	11/03/2009	07:40:00	32.6	9.958	2.173	5.448	15.480
537	11/03/2009	07:50:00	32.6	11.073	1.733	5.448	13.509
538	11/03/2009	08:00:00	32.7	10.826	2.184	5.447	14.466
539	11/03/2009	08:10:00	33.1	11.129	1.844	7.418	15.479
540	11/03/2009	08:20:00	33.1	10.637	2.725	4.398	17.486
541	11/03/2009	08:30:00	33.1	10.041	3.055	5.444	20.416
542	11/03/2009	08:40:00	32.9	9.403	2.869	5.443	18.440
543	11/03/2009	08:50:00	32.6	9.027	2.795	2.437	15.473
544	11/03/2009	09:00:00	32.4	8.760	1.953	4.390	13.497
545	11/03/2009	09:10:00	32.5	8.712	1.884	5.441	14.462
546	11/03/2009	09:20:00	32.5	9.504	2.302	4.392	14.464
547	11/03/2009	09:30:00	32.4	9.555	1.854	3.435	12.455
548	11/03/2009	09:40:00	32.5	10.282	2.145	6.393	14.479
549	11/03/2009	09:50:00	32.8	8.802	1.450	6.417	12.469
550	11/03/2009	10:00:00	32.8	9.441	1.859	6.418	14.479
551	11/03/2009	10:10:00	32.9	10.454	1.640	6.416	12.468
552	11/03/2009	10:20:00	33.3	11.739	2.463	6.411	17.496
553	11/03/2009	10:30:00	33.0	12.893	2.819	4.400	22.434
554	11/03/2009	10:40:00	33.3	14.148	2.726	5.448	19.463
555	11/03/2009	10:50:00	33.0	13.837	2.087	7.420	18.450
556	11/03/2009	11:00:00	33.0	13.231	1.748	11.492	20.419
557	11/03/2009	11:10:00	32.5	10.378	1.993	10.476	18.445
558	11/03/2009	11:20:00	32.5	10.633	2.006	8.376	17.484
559	11/03/2009	11:30:00	32.2	8.889	1.312	8.378	13.505
560	11/03/2009	11:40:00	32.4	9.551	2.766	6.411	18.453
561	11/03/2009	11:50:00	32.1	8.596	1.513	6.411	13.511
562	11/03/2009	12:00:00	32.0	8.313	2.520	3.443	14.472
563	11/03/2009	12:10:00	32.0	7.071	2.846	1.486	14.473
564	11/03/2009	12:20:00	32.1	7.836	3.172	3.446	14.475
565	11/03/2009	12:30:00	31.9	7.782	1.694	3.448	11.508
566	11/03/2009	12:40:00	32.1	7.779	2.548	4.409	15.491
567	11/03/2009	12:50:00	32.0	7.374	1.306	5.458	11.510
568	11/03/2009	13:00:00	31.9	7.633	1.708	3.451	11.509
569	11/03/2009	13:10:00	31.9	7.015	1.009	5.461	10.498
570	11/03/2009	13:20:00	31.7	6.948	0.995	6.421	10.498
571	11/03/2009	13:30:00	31.9	6.698	0.681	5.462	8.401
572	11/03/2009	13:40:00	31.7	6.009	0.815	5.463	9.537
573	11/03/2009	19:00:00	28.7	3.375	0.970	5.463	9.541
574	11/03/2009	19:30:00	28.5	4.373	0.971	4.414	8.402
575	11/03/2009	19:40:00	28.7	4.760	1.311	1.543	6.472
576	11/03/2009	19:50:00	29.0	2.658	1.324	1.541	7.489
577	11/03/2009	20:40:00	29.2	2.794	1.451	1.546	7.492

LAMPIRAN 10

DATA TEMPERATUR LABORATORIUM DAN KONSENTRASI OZON BULAN JULI 2009

No.	Date	Time	TLAB	AVG	SD	MIN	MAX
1	09/07/2009	05:40:00	32.8	42.398	2.828	27.996	40.039
2	09/07/2009	05:50:00	32.9	47.271	3.293	34.979	48.412
3	09/07/2009	06:00:00	32.8	48.874	3.750	39.361	56.361
4	09/07/2009	06:10:00	32.6	48.042	2.945	41.487	55.397
5	09/07/2009	06:20:00	32.9	47.661	2.690	43.444	53.444
6	09/07/2009	06:50:00	33.1	41.148	3.127	41.477	53.424
7	09/07/2009	07:00:00	33.3	31.008	5.018	33.403	50.418
8	09/07/2009	07:10:00	33.1	28.813	2.663	26.399	37.405
9	09/07/2009	07:20:00	33.4	27.510	3.126	20.407	34.369
10	09/07/2009	07:30:00	33.1	26.117	2.139	23.430	31.399
11	09/07/2009	07:40:00	33.2	25.453	1.905	22.421	30.391
12	09/07/2009	07:50:00	33.4	23.772	2.127	21.458	29.427
13	09/07/2009	08:00:00	33.5	22.656	2.386	19.448	30.386
14	09/07/2009	08:10:00	33.3	23.674	2.325	17.475	27.415
15	09/07/2009	08:20:00	33.3	22.104	3.938	17.475	32.358
16	09/07/2009	08:30:00	33.4	22.214	2.377	16.427	28.376
17	09/07/2009	08:40:00	33.2	20.934	2.659	17.475	29.424
18	09/07/2009	08:50:00	33.3	21.551	2.425	17.473	28.376
19	09/07/2009	09:00:00	33.2	22.214	2.738	15.467	27.416
20	09/07/2009	09:10:00	33.4	21.185	2.362	17.475	27.417
21	09/07/2009	09:20:00	33.5	22.697	2.834	15.466	27.417
22	09/07/2009	09:30:00	33.3	22.708	2.715	17.472	30.383
23	09/07/2009	09:40:00	33.5	22.484	2.673	17.471	26.405
24	09/07/2009	09:50:00	33.5	22.494	3.135	18.419	31.396
25	09/07/2009	10:00:00	33.7	23.229	1.914	18.444	27.427
26	09/07/2009	10:10:00	33.4	22.700	2.109	18.443	28.385
27	09/07/2009	10:20:00	32.7	22.355	3.666	15.475	29.435
28	09/07/2009	10:30:00	32.7	22.581	2.889	17.482	30.394
29	09/07/2009	10:40:00	32.7	24.090	2.157	19.462	27.434
30	09/07/2009	10:50:00	32.8	24.174	2.743	20.424	31.415
31	09/07/2009	11:00:00	32.5	23.274	2.226	20.425	29.443
32	09/07/2009	11:10:00	32.5	22.725	0.602	21.474	24.411
33	09/07/2009	11:20:00	32.4	23.493	1.279	20.425	25.463
34	09/07/2009	11:30:00	32.4	22.681	1.454	20.425	26.421
35	09/07/2009	11:40:00	31.9	21.381	1.770	19.467	26.425
36	09/07/2009	11:50:00	31.4	6.452	4.633	11.504	30.405
37	09/07/2009	12:40:00	30.8	3.401	2.790	1.498	11.508
38	09/07/2009	12:50:00	31.0	4.446	0.825	2.471	5.486
39	09/07/2009	13:00:00	30.8	4.411	1.100	2.473	7.460
40	09/07/2009	13:10:00	30.8	6.063	1.041	2.474	6.448
41	09/07/2009	13:20:00	30.8	5.195	1.988	1.515	9.561
42	09/07/2009	13:30:00	30.8	3.917	1.176	2.477	7.461
43	09/07/2009	13:40:00	30.7	3.539	0.754	2.477	5.491
44	09/07/2009	14:10:00	30.5	5.722	0.916	1.519	6.448
45	09/07/2009	14:20:00	30.8	5.387	1.208	4.439	8.426
46	09/07/2009	14:30:00	30.6	5.227	0.697	4.437	7.469
47	09/07/2009	14:40:00	30.8	5.979	0.787	3.477	6.454
48	09/07/2009	14:50:00	30.5	6.401	1.326	4.438	8.425
49	09/07/2009	15:00:00	30.5	6.577	0.900	4.440	7.467
50	09/07/2009	15:10:00	30.6	5.422	1.346	4.440	9.565

No.	Date	Time	TLAB	AVG	SD	MIN	MAX
51	09/07/2009	15:20:00	30.4	3.938	1.791	2.481	9.566
52	09/07/2009	15:30:00	30.2	5.263	1.193	1.521	6.454
53	09/07/2009	15:40:00	30.2	4.984	1.078	3.481	7.468
54	09/07/2009	15:50:00	30.3	5.523	1.134	2.486	7.472
55	09/07/2009	16:00:00	30.0	4.736	0.671	4.446	6.462
56	09/07/2009	16:10:00	30.0	4.453	0.797	3.486	6.461
57	09/07/2009	16:20:00	29.8	2.692	0.646	3.490	5.506
58	09/07/2009	16:30:00	30.1	2.271	0.400	2.491	3.496
59	09/07/2009	18:10:00	29.8	2.263	0.479	1.532	3.498
60	09/07/2009	18:20:00	29.8	5.201	0.828	1.534	4.459
61	09/07/2009	18:40:00	29.4	4.080	2.137	1.535	9.578
62	09/07/2009	18:50:00	29.2	3.131	0.702	2.500	5.511
63	09/07/2009	19:00:00	29.5	3.609	0.650	2.500	4.467
64	09/07/2009	19:10:00	29.2	3.496	0.788	2.502	5.516
65	09/07/2009	21:10:00	29.3	6.015	0.828	2.503	5.516
66	09/07/2009	21:20:00	29.1	4.010	1.476	1.535	9.580
67	09/07/2009	21:30:00	29.1	4.068	0.727	2.498	5.511
68	09/07/2009	21:40:00	29.0	3.692	1.416	1.543	6.478
69	09/07/2009	21:50:00	29.0	3.777	1.244	1.546	6.479
70	09/07/2009	22:00:00	28.8	3.517	0.827	2.507	6.479
71	09/07/2009	22:10:00	28.7	2.320	0.797	2.508	5.521
72	10/07/2009	01:20:00	30.3	7.641	0.384	1.550	3.510
73	10/07/2009	01:30:00	30.7	12.630	2.846	2.499	12.515
74	10/07/2009	01:40:00	30.6	18.808	3.033	7.475	19.511
75	10/07/2009	01:50:00	30.9	20.783	2.554	12.503	22.462
76	10/07/2009	02:00:00	31.2	21.879	2.342	15.506	25.471
77	10/07/2009	02:10:00	31.0	24.422	3.127	14.489	26.439
78	10/07/2009	02:20:00	31.3	26.086	2.757	18.466	29.458
79	10/07/2009	02:30:00	31.4	28.849	3.927	18.467	33.438
80	10/07/2009	02:40:00	31.2	25.871	3.219	22.447	35.414
81	10/07/2009	02:50:00	31.4	16.735	2.111	22.446	29.458
82	10/07/2009	03:00:00	31.7	13.879	3.030	11.513	25.474
83	10/07/2009	03:10:00	31.3	17.689	2.861	7.440	19.479
84	10/07/2009	03:20:00	31.2	17.506	1.404	14.483	20.444
85	10/07/2009	03:30:00	31.7	16.213	1.441	15.494	20.443
86	10/07/2009	03:40:00	31.5	16.840	1.791	13.519	21.487
87	10/07/2009	03:50:00	31.9	17.649	2.380	12.472	21.490
88	10/07/2009	04:00:00	32.1	17.551	3.176	12.470	24.417
89	10/07/2009	04:10:00	32.0	18.461	2.483	12.468	25.465
90	10/07/2009	04:20:00	32.2	17.287	1.865	14.473	22.443
91	10/07/2009	04:30:00	32.1	18.081	2.543	13.512	22.444
92	10/07/2009	04:40:00	31.8	18.088	2.199	13.512	23.455
93	10/07/2009	04:50:00	31.9	18.732	2.412	13.513	24.413
94	10/07/2009	05:00:00	31.9	17.425	1.868	14.474	22.441
95	10/07/2009	05:10:00	31.9	17.311	2.225	12.466	22.442
96	10/07/2009	05:20:00	32.2	17.819	2.383	11.504	21.482
97	10/07/2009	05:30:00	32.0	18.250	1.963	15.486	24.416
98	10/07/2009	05:40:00	32.3	17.565	1.466	16.447	21.482
99	10/07/2009	05:50:00	32.4	17.983	2.531	12.465	23.458
100	10/07/2009	06:00:00	32.2	16.719	2.979	12.465	25.465

No.	Date	Time	TLAB	AVG	SD	MIN	MAX
101	10/07/2009	06:10:00	32.4	18.697	1.996	12.467	21.482
102	10/07/2009	06:20:00	32.2	19.500	2.195	14.474	24.413
103	10/07/2009	06:30:00	31.8	16.718	2.579	14.472	25.466
104	10/07/2009	06:40:00	31.6	17.538	1.937	13.507	20.426
105	10/07/2009	06:50:00	31.4	17.714	2.868	13.512	26.427
106	10/07/2009	07:00:00	31.3	17.924	1.897	13.520	22.448
107	10/07/2009	07:10:00	31.4	18.123	1.548	14.473	21.490
108	10/07/2009	07:20:00	31.3	16.146	1.579	14.485	21.493
109	10/07/2009	07:30:00	31.0	19.397	2.677	10.502	24.428
110	10/07/2009	07:40:00	30.9	19.161	2.656	14.486	24.426
111	10/07/2009	07:50:00	30.8	16.950	1.848	14.476	23.466
112	10/07/2009	08:00:00	31.0	13.451	3.579	8.408	22.458
113	10/07/2009	08:10:00	31.0	13.517	2.604	9.550	18.478
114	10/07/2009	08:20:00	30.9	13.530	2.747	8.408	18.475
115	10/07/2009	08:30:00	30.8	13.653	2.130	9.545	18.471
116	10/07/2009	08:40:00	30.6	13.858	1.479	10.506	16.465
117	10/07/2009	08:50:00	30.4	12.002	1.221	11.520	16.467
118	10/07/2009	09:00:00	30.2	8.891	2.178	8.409	16.469
119	10/07/2009	09:10:00	30.2	12.570	1.122	6.438	11.528
120	10/07/2009	09:20:00	29.2	16.492	2.379	6.441	16.473
121	10/07/2009	09:30:00	29.5	14.034	2.562	11.532	21.505
122	10/07/2009	09:40:00	29.3	11.070	2.441	7.463	17.532
123	10/07/2009	09:50:00	29.0	7.478	4.563	0.481	19.505
124	10/07/2009	10:00:00	29.1	15.379	4.730	1.530	18.497
125	10/07/2009	10:10:00	29.1	11.014	4.473	4.445	21.534
126	10/07/2009	10:20:00	28.9	10.883	2.155	6.475	15.546
127	10/07/2009	10:30:00	28.9	9.946	2.624	6.474	15.548
128	10/07/2009	10:40:00	28.7	11.299	3.532	3.508	17.556
129	10/07/2009	10:50:00	28.3	5.180	2.638	7.492	17.559
130	10/07/2009	11:00:00	28.5	5.336	1.064	2.512	7.497
131	10/07/2009	11:10:00	28.1	5.856	1.282	2.513	7.501
132	10/07/2009	11:20:00	28.0	6.712	0.700	4.473	7.500
133	10/07/2009	11:30:00	28.2	5.993	0.631	5.525	7.505
134	10/07/2009	11:40:00	28.2	5.354	0.627	4.476	7.506
135	10/07/2009	11:50:00	28.1	3.962	0.855	3.517	6.495
136	10/07/2009	12:00:00	27.9	3.484	0.897	1.560	5.531
137	10/07/2009	13:40:00	27.8	4.088	0.733	1.560	4.486
138	10/07/2009	13:50:00	27.7	5.739	1.422	1.566	6.499
139	10/07/2009	14:00:00	27.7	6.897	0.712	4.485	7.511
140	10/07/2009	14:10:00	28.0	7.986	0.557	5.534	7.513
141	10/07/2009	14:20:00	27.8	5.933	0.547	6.495	8.473
142	10/07/2009	14:30:00	27.7	5.271	1.024	4.484	7.512
143	10/07/2009	14:40:00	27.7	5.488	0.697	3.525	6.500
144	10/07/2009	14:50:00	27.6	4.739	0.395	4.487	6.500
145	10/07/2009	15:00:00	27.9	4.456	0.573	3.528	5.542
146	10/07/2009	15:10:00	27.8	3.928	0.696	3.527	6.500
147	10/07/2009	15:30:00	28.2	4.377	0.811	2.529	5.542
148	10/07/2009	15:40:00	28.3	5.117	0.404	3.523	5.538
149	10/07/2009	15:50:00	28.5	5.221	0.692	3.521	6.492
150	10/07/2009	16:00:00	28.5	4.336	0.939	3.516	7.504
151	10/07/2009	16:10:00	28.6	5.527	1.157	2.518	6.490
152	10/07/2009	16:20:00	28.5	5.948	0.934	3.515	7.504
153	10/07/2009	16:30:00	28.6	7.390	0.966	4.472	8.460
154	10/07/2009	16:40:00	28.6	8.349	0.730	5.523	8.460
155	10/07/2009	16:50:00	28.3	6.757	0.838	7.495	10.559
156	10/07/2009	17:00:00	28.5	3.622	1.328	4.475	9.601
157	10/07/2009	17:10:00	28.6	3.588	0.985	1.561	5.530
158	10/07/2009	17:40:00	28.6	2.668	1.084	2.519	6.493
159	10/07/2009	17:50:00	28.6	2.855	0.503	1.566	4.478
160	10/07/2009	18:00:00	28.7	4.801	0.494	2.516	4.476

No.	Date	Time	TLAB	AVG	SD	MIN	MAX
161	10/07/2009	18:10:00	28.3	6.775	0.792	2.518	7.499
162	10/07/2009	18:20:00	28.0	6.983	1.545	3.515	8.463
163	10/07/2009	18:30:00	27.9	7.842	0.925	5.527	9.606
164	10/07/2009	18:40:00	27.8	7.470	0.851	6.490	9.610
165	10/07/2009	18:50:00	27.8	6.962	1.352	4.486	9.613
166	10/07/2009	19:00:00	27.6	6.244	1.013	4.489	9.612
167	10/07/2009	19:10:00	28.0	6.960	0.810	4.492	7.516
168	10/07/2009	19:20:00	27.5	11.067	2.144	2.532	11.583
169	10/07/2009	19:30:00	27.4	11.495	2.037	5.536	13.594
170	10/07/2009	19:40:00	27.3	14.153	3.024	5.540	15.573
171	10/07/2009	19:50:00	27.8	15.200	0.697	12.549	15.578
172	10/07/2009	20:00:00	27.6	16.007	0.747	14.559	16.535
173	10/07/2009	20:10:00	27.6	12.401	1.920	12.546	20.514
174	10/07/2009	20:20:00	27.6	10.871	1.724	9.613	16.530
175	10/07/2009	20:30:00	27.5	13.066	1.311	8.473	13.600
176	10/07/2009	20:40:00	27.6	13.133	1.604	9.613	16.530
177	10/07/2009	20:50:00	27.5	11.720	1.057	10.573	14.561
178	10/07/2009	21:00:00	27.4	13.008	1.254	9.612	14.559
179	10/07/2009	21:10:00	27.4	13.421	1.749	10.572	17.579
180	10/07/2009	21:20:00	26.9	12.476	1.127	11.585	15.572
181	10/07/2009	21:30:00	27.1	11.240	1.524	10.574	15.572
182	10/07/2009	21:40:00	27.0	10.978	0.680	8.477	12.552
183	10/07/2009	21:50:00	26.8	11.269	2.004	6.505	14.563
184	10/07/2009	22:00:00	26.8	10.377	0.904	9.618	12.557
185	10/07/2009	22:10:00	26.7	12.054	0.834	8.481	11.600
186	10/07/2009	22:20:00	27.0	11.002	1.148	9.623	14.569
187	10/07/2009	22:30:00	27.0	11.919	1.501	7.523	13.604
188	10/07/2009	22:40:00	26.8	13.262	1.236	8.483	14.566
189	10/07/2009	22:50:00	26.7	12.935	2.041	9.622	17.588
190	10/07/2009	23:00:00	26.4	12.535	1.043	11.595	15.581
191	10/07/2009	23:10:00	26.7	12.386	1.348	9.625	14.571
192	10/07/2009	23:20:00	26.7	11.067	1.576	8.487	14.572
193	10/07/2009	23:30:00	26.6	12.317	1.942	7.526	15.581
194	10/07/2009	23:40:00	26.6	11.293	1.867	8.488	16.544
195	10/07/2009	23:50:00	26.6	9.070	1.424	8.488	14.573
196	11/07/2009	00:00:00	26.6	8.663	1.062	7.527	10.594
197	11/07/2009	00:10:00	26.4	10.031	0.882	6.517	10.593
198	11/07/2009	00:20:00	26.4	7.702	0.808	8.490	11.606
199	11/07/2009	00:30:00	26.3	7.977	0.555	6.518	8.497
200	11/07/2009	00:40:00	26.3	6.953	0.677	6.518	9.634
201	11/07/2009	00:50:00	26.6	6.737	1.110	3.552	8.500
202	11/07/2009	01:00:00	26.7	5.166	1.273	3.549	8.497
203	11/07/2009	01:10:00	26.5	5.356	2.332	1.590	9.633
204	11/07/2009	01:20:00	26.5	4.151	1.778	2.550	9.632
205	11/07/2009	01:30:00	26.5	3.727	1.228	1.590	6.523
206	11/07/2009	01:40:00	26.4	4.599	0.807	1.591	4.516
207	11/07/2009	01:50:00	26.3	2.896	1.359	2.551	7.538
208	11/07/2009	02:00:00	26.3	3.815	0.755	1.592	4.515
209	11/07/2009	02:10:00	26.4	4.182	0.644	2.552	5.566
210	11/07/2009	02:20:00	26.4	6.427	1.178	1.593	7.537
211	11/07/2009	02:30:00	26.3	6.475	1.342	2.553	8.500
212	11/07/2009	02:40:00	26.3	5.466	0.697	5.563	8.498
213	11/07/2009	02:50:00	26.7	4.973	0.857	3.552	6.529
214	11/07/2009	03:00:00	26.9	5.314	0.792	3.548	6.527
215	11/07/2009	03:10:00	27.0	5.334	0.803	3.548	6.522
216	11/07/2009	03:20:00	27.0	6.318	0.690	4.505	6.521
217	11/07/2009	03:30:00	27.1	6.330	0.426	5.554	7.529
218	11/07/2009	03:40:00	27.2	6.122	0.813	4.504	8.492
219	11/07/2009	03:50:00	27.7	4.768	0.903	4.502	7.530
220	11/07/2009	04:00:00	28.0	5.320	1.248	2.544	6.517

No.	Date	Time	TLAB	AVG	SD	MIN	MAX
281	12/07/2009	02:30:00	29.0	16.373	3.595	8.459	23.521
282	12/07/2009	02:40:00	29.3	16.159	2.988	10.556	23.516
283	12/07/2009	02:50:00	29.5	15.854	2.074	10.554	19.535
284	12/07/2009	03:00:00	29.6	17.415	1.627	12.523	20.486
285	12/07/2009	03:10:00	29.7	18.530	2.274	13.570	21.539
286	12/07/2009	03:20:00	30.0	18.266	1.869	14.531	22.497
287	12/07/2009	03:30:00	29.8	18.371	2.818	12.518	26.477
288	12/07/2009	03:40:00	29.9	19.327	3.163	12.518	24.467
289	12/07/2009	03:50:00	30.2	18.991	2.951	13.566	26.477
290	12/07/2009	04:00:00	30.3	19.976	2.851	12.515	25.515
291	12/07/2009	04:10:00	30.1	19.589	2.115	14.521	24.462
292	12/07/2009	04:20:00	30.2	20.714	2.382	14.520	24.460
293	12/07/2009	04:30:00	30.6	20.947	2.229	17.541	25.510
294	12/07/2009	04:40:00	30.6	20.965	3.361	13.560	28.441
295	12/07/2009	04:50:00	30.7	21.038	2.650	16.489	26.467
296	12/07/2009	05:00:00	30.7	18.998	2.559	16.487	25.504
297	12/07/2009	05:10:00	30.8	18.656	2.756	12.501	25.503
298	12/07/2009	05:20:00	31.1	17.972	3.384	11.543	25.502
299	12/07/2009	05:30:00	30.7	18.518	2.388	12.502	23.489
300	12/07/2009	05:40:00	31.1	17.326	2.179	14.509	23.487
301	12/07/2009	05:50:00	31.2	17.724	2.420	13.546	23.485
302	12/07/2009	06:00:00	31.3	16.259	2.440	13.546	25.495
303	12/07/2009	06:10:00	31.2	17.753	2.484	10.525	21.513
304	12/07/2009	06:20:00	31.3	16.646	2.393	14.503	24.444
305	12/07/2009	06:30:00	31.2	16.859	3.768	8.422	23.483
306	12/07/2009	06:40:00	31.4	17.053	2.405	11.534	22.472
307	12/07/2009	06:50:00	31.3	16.838	2.920	11.536	23.484
308	12/07/2009	07:00:00	31.3	16.514	1.847	13.542	21.509
309	12/07/2009	07:10:00	31.3	17.191	2.097	12.491	21.508
310	12/07/2009	07:20:00	31.6	15.571	2.851	12.493	24.442
311	12/07/2009	07:30:00	31.6	15.817	2.331	10.519	19.500
312	12/07/2009	07:40:00	31.2	16.085	2.282	11.531	19.499
313	12/07/2009	07:50:00	31.3	16.007	2.199	11.533	20.459
314	12/07/2009	08:00:00	31.3	15.378	2.536	11.532	21.507
315	12/07/2009	08:10:00	31.4	15.044	2.343	10.519	19.498
316	12/07/2009	08:20:00	31.4	15.270	1.675	11.530	18.485
317	12/07/2009	08:30:00	31.3	16.019	1.311	12.492	19.494
318	12/07/2009	08:40:00	31.2	15.671	2.133	11.530	19.499
319	12/07/2009	08:50:00	31.4	15.608	2.168	10.520	19.499
320	12/07/2009	09:00:00	31.3	15.988	1.818	12.493	19.499
321	12/07/2009	09:10:00	31.2	15.791	1.514	13.542	18.488
322	12/07/2009	09:20:00	30.9	16.298	2.382	11.532	19.501
323	12/07/2009	09:30:00	30.9	16.236	1.976	12.491	20.460
324	12/07/2009	09:40:00	31.0	16.667	2.197	12.492	22.468
325	12/07/2009	09:50:00	31.0	16.351	2.750	10.519	21.509
326	12/07/2009	10:00:00	31.0	17.165	1.421	13.540	19.499
327	12/07/2009	10:10:00	31.0	16.810	1.371	14.499	19.498
328	12/07/2009	10:20:00	31.1	16.464	1.379	12.490	19.498
329	12/07/2009	10:30:00	30.9	17.694	1.306	13.538	19.498
330	12/07/2009	10:40:00	31.1	17.644	1.038	15.512	20.456
331	12/07/2009	10:50:00	30.8	16.628	1.020	14.500	19.498
332	12/07/2009	11:00:00	30.8	15.653	1.165	14.500	18.487
333	12/07/2009	11:10:00	30.8	14.092	1.505	11.532	19.501
334	12/07/2009	11:20:00	30.8	10.876	1.159	11.533	16.478
335	12/07/2009	11:30:00	30.7	12.651	1.349	8.422	13.548
336	12/07/2009	11:40:00	30.7	12.800	1.522	8.422	15.519
337	12/07/2009	11:50:00	30.6	10.342	1.072	10.522	14.509
338	12/07/2009	12:00:00	30.5	8.794	0.972	8.423	12.499
339	12/07/2009	12:10:00	30.5	11.091	1.909	5.491	13.549
340	12/07/2009	12:20:00	30.5	10.353	2.219	7.465	15.526

No.	Date	Time	TLAB	AVG	SD	MIN	MAX
221	11/07/2009	04:10:00	28.3	8.637	2.074	1.584	10.580
222	11/07/2009	04:20:00	28.3	10.300	1.526	6.502	12.547
223	11/07/2009	04:30:00	28.6	13.151	2.514	6.501	15.571
224	11/07/2009	04:40:00	29.0	12.046	1.913	9.611	17.575
225	11/07/2009	04:50:00	29.1	12.702	3.226	5.532	18.530
226	11/07/2009	05:00:00	29.2	14.709	1.938	8.461	16.520
227	11/07/2009	05:10:00	29.0	11.017	3.368	6.484	19.540
228	11/07/2009	05:20:00	28.4	7.555	2.765	2.517	17.565
229	11/07/2009	05:30:00	28.5	9.630	3.630	1.558	14.548
230	11/07/2009	05:40:00	28.6	8.881	1.097	6.490	12.538
231	11/07/2009	05:50:00	28.8	10.933	2.628	3.520	13.588
232	11/07/2009	06:00:00	28.6	13.506	2.396	7.504	15.558
233	11/07/2009	06:10:00	28.9	13.354	2.012	9.605	17.570
234	11/07/2009	06:20:00	29.3	12.944	1.797	9.602	17.566
235	11/07/2009	06:30:00	29.5	14.493	1.494	9.593	15.557
236	11/07/2009	06:40:00	29.4	14.732	2.408	8.452	18.518
237	11/07/2009	06:50:00	29.5	14.349	2.564	11.560	22.495
238	11/07/2009	07:00:00	29.5	15.114	1.819	10.548	18.514
239	11/07/2009	07:10:00	29.7	13.773	2.319	11.561	20.489
240	11/07/2009	07:20:00	29.9	14.100	3.464	5.514	19.526
241	11/07/2009	07:30:00	29.2	16.253	2.632	6.472	17.553
242	11/07/2009	07:40:00	29.5	16.918	2.844	8.444	22.491
243	11/07/2009	07:50:00	29.6	18.564	2.428	10.546	21.532
244	11/07/2009	08:00:00	29.9	20.870	2.989	13.568	24.469
245	11/07/2009	08:10:00	29.9	20.579	2.758	15.539	26.473
246	11/07/2009	08:20:00	29.9	18.894	2.505	14.525	27.487
247	11/07/2009	08:30:00	29.9	18.684	1.941	14.523	22.491
248	11/07/2009	08:40:00	29.9	17.132	2.430	13.564	24.463
249	11/07/2009	08:50:00	29.8	16.919	1.646	13.564	20.483
250	11/07/2009	09:00:00	29.9	18.140	1.431	13.565	19.525
251	11/07/2009	09:10:00	29.7	17.890	2.466	12.517	21.533
252	11/07/2009	09:20:00	29.9	16.933	2.267	12.517	21.533
253	11/07/2009	09:30:00	29.8	17.733	3.691	9.583	25.517
254	11/07/2009	09:40:00	29.8	18.170	1.323	14.524	20.482
255	11/07/2009	09:50:00	29.7	19.949	1.668	13.563	20.481
256	11/07/2009	10:00:00	29.8	19.813	1.536	16.496	22.488
257	11/07/2009	10:10:00	30.0	19.601	1.731	16.496	23.504
258	11/07/2009	10:20:00	29.9	19.975	2.015	16.496	23.502
259	11/07/2009	10:30:00	30.0	20.072	1.923	15.533	23.500
260	11/07/2009	10:40:00	29.7	20.569	2.079	16.493	23.501
261	11/07/2009	10:50:00	29.5	20.256	1.593	16.495	23.501
262	11/07/2009	11:00:00	29.5	20.834	2.425	15.533	25.511
263	11/07/2009	11:10:00	29.5	20.346	2.113	17.542	23.505
264	11/07/2009	11:20:00	29.5	21.274	1.499	17.544	23.502
265	11/07/2009	11:30:00	29.2	18.425	1.223	18.504	23.504
266	11/07/2009	11:40:00	29.2	20.296	3.210	10.541	23.505
267	11/07/2009	11:50:00	29.2	22.856	1.977	17.546	24.466
268	11/07/2009	12:00:00	29.1	22.278	1.166	20.480	24.467
269	11/07/2009	12:10:00	29.0	20.741	1.759	18.509	26.477
270	11/07/2009	12:20:00	29.0	19.840	1.866	17.549	26.479
271	11/07/2009	12:30:00	29.0	19.088	2.229	15.542	25.519
272	11/07/2009	12:40:00	29.0	19.628	3.237	10.549	24.469
273	12/07/2009	01:10:00	27.6	4.623	1.583	11.562	18.518
274	12/07/2009	01:20:00	27.9	6.022	0.831	3.538	6.513
275	12/07/2009	01:30:00	28.1	7.366	1.151	4.497	8.484
276	12/07/2009	01:40:00	28.5	6.610	1.653	4.494	9.618
277	12/07/2009	01:50:00	28.6	8.845	1.761	3.526	11.586
278	12/07/2009	02:00:00	29.0	9.948	1.968	5.534	13.596
279	12/07/2009	02:10:00	28.8	13.665	1.727	6.491	13.590
280	12/07/2009	02:20:00	29.2	16.551	2.364	9.600	23.518

No.	Date	Time	TLAB	AVG	SD	MIN	MAX
341	12/07/2009	17:00:00	28.8	3.235	2.905	4.444	15.525
342	12/07/2009	17:10:00	28.4	3.183	1.177	1.559	7.501
343	13/07/2009	01:00:00	28.2	3.081	0.709	1.558	4.482
344	13/07/2009	01:10:00	28.6	5.206	0.788	1.576	4.498
345	13/07/2009	01:20:00	28.9	10.080	2.259	0.525	9.612
346	13/07/2009	01:30:00	28.8	11.202	1.948	5.517	13.581
347	13/07/2009	01:40:00	29.1	13.870	1.117	8.447	13.578
348	13/07/2009	01:50:00	29.1	17.015	2.246	8.447	18.510
349	13/07/2009	02:00:00	29.7	18.130	1.497	13.562	19.521
350	13/07/2009	02:10:00	29.7	21.448	2.462	13.562	21.528
351	13/07/2009	02:20:00	30.2	19.085	2.531	15.530	24.457
352	13/07/2009	02:30:00	30.2	18.218	3.009	12.502	24.454
353	13/07/2009	02:40:00	30.3	21.359	1.573	15.522	21.519
354	13/07/2009	02:50:00	30.4	42.904	2.698	16.477	33.456
355	13/07/2009	03:00:00	30.4	45.256	1.721	33.454	46.479
356	13/07/2009	03:10:00	30.8	42.447	2.375	40.349	49.482
357	13/07/2009	03:20:00	30.7	37.340	3.796	34.401	50.449
358	13/07/2009	03:30:00	31.1	33.657	2.711	30.414	41.520
359	13/07/2009	03:40:00	31.0	33.196	2.308	29.458	39.411
360	13/07/2009	03:50:00	31.2	28.905	3.154	28.400	42.477
361	13/07/2009	04:00:00	30.9	29.402	2.499	23.469	33.469
362	13/07/2009	04:10:00	31.2	31.040	2.297	24.428	33.443
363	13/07/2009	04:20:00	31.2	33.884	2.463	25.476	36.377
364	13/07/2009	04:30:00	31.3	34.793	1.991	29.450	38.372
365	13/07/2009	04:40:00	31.3	34.693	2.331	29.429	38.396
366	13/07/2009	04:50:00	31.7	33.478	1.508	30.414	38.386
367	13/07/2009	05:00:00	31.2	32.518	2.221	28.375	37.404
368	13/07/2009	05:10:00	31.4	22.527	3.309	24.422	38.364
369	13/07/2009	05:20:00	31.7	20.323	1.802	18.466	25.478
370	13/07/2009	05:30:00	31.7	18.783	2.728	16.455	26.435
371	13/07/2009	05:40:00	31.8	18.113	1.862	14.485	22.451
372	13/07/2009	05:50:00	32.3	17.152	2.234	14.479	23.463
373	13/07/2009	06:00:00	32.0	14.974	3.072	10.493	24.417
374	13/07/2009	06:10:00	32.3	13.906	2.457	9.535	19.475
375	13/07/2009	06:20:00	32.1	15.058	2.937	10.492	24.418
376	13/07/2009	06:30:00	32.5	13.561	2.653	10.506	22.455
377	13/07/2009	06:40:00	32.5	14.969	1.794	9.546	17.512
378	13/07/2009	06:50:00	32.5	13.000	2.080	9.543	19.482
379	13/07/2009	07:00:00	32.7	13.792	2.394	8.400	20.441
380	13/07/2009	07:10:00	32.4	14.043	1.778	9.525	18.469
381	13/07/2009	07:20:00	32.8	15.206	2.344	9.526	20.426
382	13/07/2009	07:30:00	33.0	14.488	2.771	9.525	22.437
383	13/07/2009	07:40:00	32.9	15.698	3.156	8.381	24.405
384	13/07/2009	07:50:00	32.8	13.161	5.955	8.382	35.402
385	13/07/2009	08:00:00	32.8	13.557	4.855	4.398	28.386
386	13/07/2009	08:10:00	32.7	15.667	2.049	10.477	17.488
387	13/07/2009	08:20:00	32.8	13.768	2.157	11.496	20.421
388	13/07/2009	08:30:00	32.7	14.701	3.096	7.422	20.422
389	13/07/2009	08:40:00	32.8	14.866	1.791	10.480	19.461
390	13/07/2009	08:50:00	33.0	14.845	3.113	9.522	21.471
391	13/07/2009	09:00:00	32.7	17.303	2.922	9.520	23.444
392	13/07/2009	09:10:00	33.0	16.446	2.449	13.501	22.430
393	13/07/2009	09:20:00	33.0	15.634	2.775	12.442	24.417
394	13/07/2009	09:30:00	33.0	17.005	2.805	11.507	21.482
395	13/07/2009	09:40:00	33.0	16.864	2.499	13.513	24.414
396	13/07/2009	09:50:00	32.7	18.097	1.867	13.514	21.480
397	13/07/2009	10:00:00	32.8	17.853	2.044	15.485	23.452
398	13/07/2009	10:10:00	32.8	19.593	2.028	14.476	23.455
399	13/07/2009	10:20:00	32.8	18.681	3.637	15.487	30.407
400	13/07/2009	10:30:00	32.8	19.115	4.056	12.464	30.406

No.	Date	Time	TLAB	AVG	SD	MIN	MAX
401	13/07/2009	10:40:00	32.8	19.186	2.116	15.485	25.464
402	13/07/2009	10:50:00	32.7	19.237	2.336	13.513	25.461
403	13/07/2009	11:00:00	32.5	18.496	2.498	12.465	24.416
404	13/07/2009	11:10:00	32.3	18.188	1.749	15.486	22.444
405	13/07/2009	11:20:00	32.3	19.098	2.544	12.466	23.456
406	13/07/2009	11:30:00	31.9	19.326	1.749	14.474	22.443
407	13/07/2009	11:40:00	31.9	20.109	1.597	16.449	22.444
408	13/07/2009	11:50:00	31.8	18.941	1.939	17.499	24.419
409	13/07/2009	12:00:00	31.8	19.312	2.466	13.521	27.443
410	13/07/2009	12:10:00	31.4	18.562	1.891	15.496	23.464
411	13/07/2009	12:20:00	31.6	19.526	1.695	15.498	23.464
412	13/07/2009	12:30:00	31.5	18.904	1.825	16.460	24.429
413	13/07/2009	13:30:00	30.3	2.440	1.833	15.500	23.465
414	13/07/2009	13:40:00	30.1	2.332	0.602	1.520	4.445
415	13/07/2009	14:10:00	30.0	2.102	0.504	1.524	3.494
416	13/07/2009	15:00:00	29.3	3.375	0.621	1.533	3.497
417	13/07/2009	15:10:00	29.2	2.238	0.573	2.500	4.465
418	13/07/2009	15:20:00	29.2	2.169	0.595	1.542	3.506
419	13/07/2009	15:30:00	29.0	2.415	0.607	1.544	3.508
420	13/07/2009	15:50:00	29.0	2.643	0.681	1.545	3.511
421	13/07/2009	16:00:00	29.0	3.168	0.729	1.548	4.472
422	13/07/2009	16:10:00	28.7	2.707	0.536	2.508	4.472
423	13/07/2009	16:20:00	28.6	2.540	0.881	1.550	4.475
424	13/07/2009	16:30:00	28.8	3.545	0.553	1.551	4.471
425	13/07/2009	16:40:00	28.6	2.621	0.694	2.510	5.526
426	13/07/2009	17:20:00	28.4	3.117	0.494	1.553	3.519
427	13/07/2009	17:30:00	28.6	3.167	0.898	1.555	4.481
428	13/07/2009	17:40:00	28.8	4.251	0.762	2.516	5.531
429	13/07/2009	17:50:00	28.6	5.217	0.984	2.518	5.530
430	13/07/2009	18:00:00	28.5	5.050	1.629	1.555	7.502
431	13/07/2009	18:10:00	28.8	4.048	1.210	2.515	7.500
432	13/07/2009	18:20:00	28.7	3.628	1.315	2.515	7.503
433	13/07/2009	18:30:00	28.5	5.376	0.626	2.515	5.527
434	13/07/2009	18:40:00	28.2	2.798	1.075	3.514	8.461
435	13/07/2009	19:00:00	28.2	4.177	0.764	1.560	4.484
436	13/07/2009	19:30:00	28.1	2.924	1.124	2.523	6.496
437	13/07/2009	19:40:00	28.1	3.238	0.491	2.523	3.530
438	13/07/2009	19:50:00	28.0	6.750	0.726	2.525	5.535
439	13/07/2009	20:00:00	27.8	7.170	1.524	4.485	10.573
440	13/07/2009	20:10:00	27.6	6.737	1.037	4.487	9.613
441	13/07/2009	20:20:00	27.8	6.198	0.916	5.537	8.477
442	13/07/2009	20:30:00	27.7	4.604	0.711	4.487	7.516
443	13/07/2009	20:40:00	27.4	3.087	1.137	2.530	6.503
444	14/07/2009	00:40:00	28.0	3.339	0.883	1.572	4.498
445	14/07/2009	00:50:00	28.3	4.638	0.864	1.557	5.528
446	14/07/2009	01:00:00	28.5	6.610	0.981	2.516	6.487
447	14/07/2009	01:10:00	29.0	12.393	1.481	3.510	9.595
448	14/07/2009	01:20:00	29.3	10.990	1.350	8.449	14.532
449	14/07/2009	01:30:00	29.6	11.779	1.142	8.440	13.566
450	14/07/2009	01:40:00	29.8	12.895	1.297	8.436	14.524
451	14/07/2009	01:50:00	30.3	15.510	1.990	7.471	17.539
452	14/07/2009	02:00:00	30.4	16.622	3.330	7.468	23.490
453	14/07/2009	02:10:00	30.8	15.879	2.568	10.522	21.514
454	14/07/2009	02:20:00	30.6	15.939	3.693	4.437	23.483
455	14/07/2009	02:30:00	31.1	16.458	1.768	11.530	19.497
456	14/07/2009	04:00:00	31.5	25.643	3.041	10.514	22.463
457	14/07/2009	04:10:00	31.2	27.482	2.213	21.508	30.433
458	14/07/2009	04:20:00	31.2	27.615	2.354	22.459	32.396
459	14/07/2009	04:30:00	31.4	27.232	2.029	24.423	34.412
460	14/07/2009	04:40:00	31.3	28.042	1.511	24.425	30.435

No.	Date	Time	TLAB	AVG	SD	MIN	MAX
461	14/07/2009	04:50:00	31.4	28.142	1.852	24.423	31.434
462	14/07/2009	05:00:00	31.8	27.785	2.302	23.463	32.394
463	14/07/2009	05:20:00	31.6	30.791	2.748	23.460	35.421
464	14/07/2009	05:30:00	31.7	33.753	2.360	25.467	36.388
465	14/07/2009	05:40:00	32.1	35.324	2.274	29.461	38.393
466	14/07/2009	05:50:00	32.4	36.397	3.164	29.451	42.470
467	14/07/2009	06:00:00	32.4	39.351	2.865	30.399	41.505
468	14/07/2009	06:10:00	32.3	38.969	1.867	34.377	43.462
469	14/07/2009	06:20:00	32.6	33.996	3.316	31.416	47.461
470	14/07/2009	06:30:00	32.5	32.210	2.229	30.381	40.343
471	14/07/2009	06:40:00	32.7	28.953	2.637	26.413	37.395
472	14/07/2009	06:50:00	32.6	24.741	3.396	20.420	37.412
473	14/07/2009	07:00:00	32.8	21.563	2.785	19.460	32.372
474	14/07/2009	07:10:00	32.8	20.187	2.354	18.444	30.399
475	14/07/2009	07:20:00	32.8	19.214	2.454	16.434	25.452
476	14/07/2009	07:30:00	33.0	18.059	2.005	14.463	23.443
477	14/07/2009	07:40:00	33.3	17.891	2.617	12.453	24.405
478	14/07/2009	07:50:00	33.0	19.819	2.420	12.448	23.440
479	14/07/2009	08:00:00	33.1	17.393	4.349	12.448	32.363
480	14/07/2009	08:10:00	33.2	19.539	2.561	12.448	24.399
481	14/07/2009	08:20:00	33.0	17.164	2.859	14.456	26.405
482	14/07/2009	08:30:00	33.3	17.314	2.074	12.446	22.422
483	14/07/2009	08:40:00	33.0	17.537	2.515	12.445	22.422
484	14/07/2009	08:50:00	33.4	18.667	2.048	13.493	22.422
485	14/07/2009	09:00:00	33.1	17.035	3.345	14.455	29.430
486	14/07/2009	09:10:00	32.9	19.143	1.894	13.496	23.435
487	14/07/2009	09:20:00	32.7	18.066	5.081	8.374	29.428
488	14/07/2009	09:30:00	32.7	18.900	2.273	14.443	23.423
489	14/07/2009	09:40:00	32.6	18.477	2.466	13.484	25.435
490	14/07/2009	09:50:00	32.6	18.843	2.047	14.474	23.452
491	14/07/2009	10:00:00	32.5	18.215	1.966	15.487	22.443
492	14/07/2009	10:10:00	32.3	19.084	1.814	13.515	22.445
493	14/07/2009	10:20:00	32.4	18.731	2.499	14.475	25.466
494	14/07/2009	10:30:00	32.4	18.612	2.557	12.466	28.397
495	14/07/2009	10:40:00	32.4	17.717	1.606	16.449	22.445
496	14/07/2009	10:50:00	32.3	18.498	2.657	11.507	24.417
497	14/07/2009	11:00:00	32.2	18.594	1.774	15.490	22.447
498	14/07/2009	11:10:00	32.0	18.027	2.249	12.469	23.458
499	14/07/2009	11:20:00	31.9	17.839	1.591	14.478	22.445
500	14/07/2009	11:30:00	32.0	17.945	1.762	13.519	22.447
501	14/07/2009	11:40:00	31.8	17.054	1.119	16.456	20.442
502	14/07/2009	11:50:00	31.8	11.757	1.225	13.524	19.484
503	14/07/2009	12:00:00	31.6	5.750	5.058	1.504	18.471
504	14/07/2009	12:10:00	31.6	3.708	1.056	3.466	7.451
505	14/07/2009	12:20:00	31.6	4.708	0.520	2.467	4.434
506	14/07/2009	12:30:00	31.4	3.849	0.928	3.465	7.456
507	14/07/2009	12:40:00	31.4	3.382	0.469	3.465	4.433
508	14/07/2009	12:50:00	31.2	4.409	0.519	2.470	4.435
509	14/07/2009	13:00:00	30.9	4.168	0.931	3.468	6.444
510	14/07/2009	13:10:00	30.8	4.227	1.353	2.473	7.459
511	14/07/2009	13:20:00	30.6	3.407	0.838	2.475	6.448
512	14/07/2009	13:30:00	30.4	2.734	0.748	2.476	5.490
513	14/07/2009	13:40:00	30.2	3.445	0.757	1.519	5.492
514	14/07/2009	13:50:00	30.4	3.964	0.918	1.522	5.497
515	14/07/2009	14:00:00	30.1	2.816	0.990	2.484	6.460
516	14/07/2009	14:10:00	30.1	3.922	1.031	1.526	5.501
517	14/07/2009	14:20:00	30.1	3.464	0.572	3.485	5.502
518	14/07/2009	14:30:00	29.9	4.669	0.609	2.489	4.454
519	14/07/2009	14:40:00	30.1	5.129	1.772	1.530	8.438
520	14/07/2009	14:50:00	29.9	4.136	0.564	4.450	6.466

No.	Date	Time	TLAB	AVG	SD	MIN	MAX
521	14/07/2009	15:00:00	29.9	2.977	0.557	3.491	5.507
522	14/07/2009	15:20:00	29.7	2.700	0.528	2.495	4.457
523	14/07/2009	15:30:00	29.8	3.458	0.402	2.497	3.503
524	14/07/2009	15:40:00	29.7	3.490	0.566	2.498	4.462
525	14/07/2009	15:50:00	29.8	6.054	0.764	2.498	5.509
526	14/07/2009	16:00:00	29.7	4.816	0.769	4.458	8.444
527	14/07/2009	16:10:00	29.5	4.150	0.669	3.498	5.513
528	14/07/2009	16:20:00	29.4	8.276	2.104	2.500	10.543
529	14/07/2009	16:30:00	29.3	8.060	1.177	6.468	11.560
530	14/07/2009	16:40:00	29.4	8.154	0.674	6.469	10.548
531	14/07/2009	16:50:00	29.4	7.129	0.621	7.479	9.588
532	14/07/2009	17:00:00	29.1	5.862	0.576	5.510	8.445
533	14/07/2009	17:10:00	29.3	5.106	0.466	5.511	6.478
534	14/07/2009	17:20:00	29.2	4.862	0.541	4.463	6.475
535	14/07/2009	17:30:00	29.2	2.676	0.766	2.506	5.520
536	14/07/2009	17:40:00	29.2	1.837	0.651	1.547	4.470
537	14/07/2009	17:50:00	29.1	1.423	0.440	1.548	2.514
538	14/07/2009	18:00:00	29.4	3.269	1.011	-0.460	3.512
539	14/07/2009	18:10:00	29.2	9.758	0.860	1.548	5.518
540	14/07/2009	18:20:00	29.4	11.152	2.427	5.513	15.545
541	14/07/2009	18:30:00	29.1	9.686	0.812	8.446	12.521
542	14/07/2009	18:40:00	29.4	9.595	0.678	8.447	10.552
543	14/07/2009	18:50:00	29.4	9.810	1.242	6.475	11.563
544	14/07/2009	19:00:00	29.2	7.806	0.875	8.444	11.560
545	14/07/2009	19:10:00	28.9	6.913	0.772	6.472	9.589
546	14/07/2009	19:20:00	28.8	6.521	0.667	5.515	8.454
547	14/07/2009	19:30:00	28.8	6.490	0.626	5.516	7.497
548	14/07/2009	19:40:00	29.0	5.758	0.783	5.518	8.459
549	14/07/2009	19:50:00	29.0	5.545	0.453	5.517	7.498
550	14/07/2009	20:00:00	28.9	4.641	0.844	3.510	6.484
551	14/07/2009	20:10:00	29.0	4.878	0.609	3.510	5.526
552	14/07/2009	20:20:00	28.9	4.818	0.511	4.471	5.528
553	14/07/2009	20:30:00	28.7	3.718	0.752	3.510	5.525
554	14/07/2009	20:40:00	28.5	3.413	0.716	2.514	5.523
555	14/07/2009	20:50:00	28.7	5.441	0.499	2.516	4.481
556	14/07/2009	21:00:00	28.5	7.533	1.133	3.516	7.502
557	14/07/2009	21:10:00	28.3	7.192	1.203	5.521	9.599
558	14/07/2009	21:20:00	28.4	7.442	0.614	5.522	8.461
559	14/07/2009	21:30:00	28.3	7.580	0.668	5.525	8.467
560	14/07/2009	21:40:00	28.2	8.111	0.364	6.487	8.467
561	14/07/2009	21:50:00	28.2	7.025	0.467	7.501	8.469
562	14/07/2009	22:00:00	28.2	5.131	0.687	5.530	8.469
563	14/07/2009	22:10:00	28.0	4.367	0.740	4.479	6.493
564	14/07/2009	22:20:00	28.3	4.234	0.373	3.521	5.534
565	14/07/2009	22:30:00	28.1	3.088	0.850	2.522	5.537
566	14/07/2009	22:40:00	28.1	3.712	0.526	2.521	4.485
567	14/07/2009	22:50:00	28.4	3.415	0.526	2.522	4.487
568	14/07/2009	23:00:00	28.0	2.544	0.711	2.522	4.488
569	14/07/2009	23:10:00	27.9	2.971	0.490	1.562	3.528
570	14/07/2009	23:20:00	28.0	2.092	0.565	2.522	4.489
571	14/07/2009	00:30:00	28.9	2.493	0.541	1.562	3.529
572	15/07/2009	01:00:00	29.7	12.116	0.669	1.557	4.482
573	15/07/2009	01:10:00	29.8	13.183	1.502	8.453	14.539
574	15/07/2009	01:20:00	29.8	12.120	1.203	11.561	16.519
575	15/07/2009	01:30:00	29.9	11.917	1.063	9.566	14.516
576	15/07/2009	01:40:00	30.1	12.325	1.542	9.567	14.516
577	15/07/2009	01:50:00	30.0	12.458	1.125	9.568	14.515
578	15/07/2009	02:00:00	30.4	15.629	0.767	11.535	14.511
579	15/07/2009	02:10:00	30.5	16.804	2.789	11.537	22.471
580	15/07/2009	02:20:00	30.5	16.758	2.558	12.495	22.469

LAMPIRAN 11

HASIL PENGUKURAN TEMPERATUR DI 5 LOKASI DALAM KOTA PADANG

LOKASI	TANGGAL	JAM								
		8	9	10	11	12	13	14	15	16
BATAS UTARA KOTA	31 OKTOBER 2009	30.0	33.0	32.0	33.5	34.0	34.0	33.5	31.0	27.5
	1 NOPEMBER 2009	32.0	32.0	32.5	34.0	34.0	34.5	34.0	33.5	32.0
	7 NOPEMBER 2009	31.0	31.0	32.5	34.0	33.0	33.0	33.0	31.5	31.0
	21 NOPEMBER 2009	26.0	27.0	29.0	29.5	31.0	31.0	31.0	30.5	29.5
	22 NOPEMBER 2009	25.0	26.5	24.0	28.0	30.0	32.0	31.0	30.5	29.5
	RERATA	28.8	29.9	30.0	31.8	32.4	32.9	32.5	31.4	29.9
LUBUK MINTURUN	31 OKTOBER 2009	29.0	29.0	30.5	30.5	31.5	32.0	32.0	27.0	24.5
	1 NOPEMBER 2009	29.5	30.0	30.0	32.0	32.5	33.0	32.0	32.0	32.0
	7 NOPEMBER 2009	27.5	29.5	30.0	31.0	31.0	32.0	31.0	30.0	29.0
	21 NOPEMBER 2009	25.5	25.5	27.0	27.0	28.5	29.0	30.5	31.0	30.5
	22 NOPEMBER 2009	25.5	25.0	24.0	25.0	27.5	29.0	29.0	28.0	27.0
	RERATA	27.4	27.8	28.3	29.1	30.2	31.0	30.9	29.6	28.6
LAB FISIKA UNP	31 OKTOBER 2009	28.5	30.0	30.0	30.0	31.5	32.0	32.5	33.0	29.0
	1 NOPEMBER 2009	28.5	29.0	29.5	30.0	30.5	32.0	35.0	34.0	33.0
	7 NOPEMBER 2009	28.0	29.0	30.0	31.5	30.0	33.0	31.0	31.0	30.5
	21 NOPEMBER 2009	26.0	27.5	28.0	28.0	28.0	28.5	29.0	29.0	30.0
	22 NOPEMBER 2009	26.5	25.5	25.5	26.0	27.0	27.5	28.0	28.0	27.0
	RERATA	27.5	28.2	28.6	29.1	29.4	30.6	31.1	31.0	29.9
PUSAT KOTA	31 OKTOBER 2009	30.0	30.0	32.0	32.0	33.5	33.0	30.5	32.0	31.5
	1 NOPEMBER 2009	30.0	30.5	31.0	32.0	33.0	34.0	31.5	31.5	31.5
	7 NOPEMBER 2009	29.0	33.5	35.0	32.0	32.5	33.5	31.0	30.5	30.5
	21 NOPEMBER 2009	28.0	26.5	27.5	28.0	27.5	29.0	29.0	29.0	29.5
	22 NOPEMBER 2009	27.0	26.0	25.0	25.5	27.0	32.0	29.5	29.5	29.0
	RERATA	28.8	29.3	30.1	29.9	30.7	32.3	30.3	30.5	30.4
INDARUNG	31 OKTOBER 2009	28.0	28.5	29.5	31.0	30.0	28.5	27.0	28.5	27.0
	1 NOPEMBER 2009	27.5	28.5	30.0	31.0	31.0	31.0	31.5	32.0	30.5
	7 NOPEMBER 2009	30.0	30.0	32.0	31.5	32.5	32.5	31.5	29.0	25.0
	21 NOPEMBER 2009	25.5	24.0	25.0	24.5	26.0	28.0	28.0	29.5	28.5
	22 NOPEMBER 2009	25.0	26.0	23.0	22.5	24.0	28.0	30.0	25.5	25.0
	RERATA	27.2	27.4	27.9	28.1	28.7	29.6	29.6	28.9	27.2
	RERATA TOTAL	27.9	28.5	29.0	29.6	30.3	31.3	30.9	30.3	29.2

KOORDINAT BUJUR TIMUR, LINTANG SELATAN DAN KETINGGIAN KOTA PADANG

NO	LOKASI	BUJUR TIMUR			LINTANG SELATAN			KETINGGIAN (m)
		DERJAT	MENIT	DETIK	DERJAT	MENIT	DETIK	
1	JLN PURUS 1	100	21	5.57	0	56	29.55	3
2	JLN CENDERAWASIH	100	20	37.38	0	53	37.40	0
3	LABORATORIUM FISIKA	100	20	48.07	0	53	42.04	4
4	TAMAN BUDAYA PADANG	100	21	13.03	0	57	17.16	8
5	JEMBATAN BATANG ARAU	100	21	8.00	0	57	53.89	4
6	JEMBATAN SITI NURBAYA	100	21	31.72	0	57	53.54	3
7	JLN MUSI	100	21	8.96	0	55	47.49	5
8	PANGERAN HOTEL	100	20	59.08	0	55	26.67	5
9	KANTOR GUBERNUR	100	21	37.37	0	56	16.87	8
10	BATAS UTARA KOTA	100	18	55.28	0	47	40.39	5
11	BATAS BARAT UTARA	100	16	39.31	0	47	41.96	0
12	TERMINAL BENGKUANG	100	23	16.97	0	52	34.28	8
13	SIMPANG LUBUK MINTURUN	100	22	46.00	0	50	27.75	66
14	JLN SOLOK-LUBUK MINTURUN	100	23	41.90	0	49	41.46	138
15	PANTAI PADANG	100	21	8.44	0	57	15.02	0
16	ANDALAS PLAZA	100	21	18.85	0	57	0.95	5
17	SIMPANG MATAHARI	100	21	36.00	0	57	5.20	11
18	MASJID TAQWA (PUSAT KOTA)	100	21	35.22	0	57	6.78	11
19	BALAI KOTA	100	21	41.34	0	57	3.44	8
20	SAWAHAN	100	22	15.40	0	56	42.30	10
21	SIMPANG HARU	100	22	33.21	0	56	36.54	12
22	TUGU SIMPANG HARU	100	22	38.46	0	56	43.92	15
23	SIMPANG BY PASS-INDARUNG	100	24	11.59	0	57	25.25	27
24	LUBUK KILANGAN	100	25	26.35	0	57	6.40	58
25	GERBANG PT. SEMEN PADANG	100	28	23.16	0	57	17.66	204
26	SIMPANG BY PASS-BALAI BARU	100	23	43.32	0	54	2.38	13
27	PANTAI CAROLINA	100	24	28.31	1	2	7.64	3
28	TELUK BAYUR	100	22	33.40	0	59	52.05	2
29	SIMPANG TABING	100	20	32.39	0	51	58.68	4
30	SIMPANG BY PASS-LUBUK M.	100	21	53.00	0	50	54.50	26
31	SIMPANG BY PASS-ANDALAS	100	23	53.89	0	56	3.22	40
32	GOR HAJI AGUS SALIM	100	21	29.60	0	55	46.05	5
33	UNAND LIMAU MANIS	100	27	46.09	0	54	52.42	271
34	KURANJI	100	24	58.36	0	54	39.70	49
35	TABING	100	21	8.20	0	52	33.35	5
36	TPI BUNGUS	100	23	21.20	1	0	23.51	9
37	TELUK KABUNG BAY	100	24	29.53	1	4	0.17	0
38	BUNGUS TELUK KABUNG	100	25	16.99	1	4	48.38	148
39	BATAS SELATAN	100	25	48.55	1	4	7.15	200
40	OIL BAY BUNGUS	100	24	52.00	1	4	11.11	7
41	UNIVERSITAS NEGERI PADANG	100	20	59.30	0	53	49.72	4

LAMPIRAN 13. NILAI KRITIS KOEFISIEN KORELASI r

Tabel r

N	Taraif Signif		N	Taraif Signif		N	Taraif Signif	
	5%	1%		5%	1%		5%	1%
3	0,997	0,999	27	0,381	0,467	55	0,266	0,345
4	0,950	0,990	28	0,374	0,478	60	0,254	0,330
5	0,878	0,959	29	0,387	0,470	65	0,244	0,317
6	0,811	0,917	30	0,361	0,483	70	0,235	0,306
7	0,754	0,874	31	0,355	0,456	75	0,227	0,296
8	0,707	0,834	32	0,349	0,449	80	0,220	0,288
9	0,688	0,798	33	0,344	0,442	85	0,213	0,278
10	0,632	0,765	34	0,339	0,436	90	0,207	0,270
11	0,602	0,735	35	0,334	0,430	95	0,202	0,263
12	0,576	0,708	36	0,329	0,424	100	0,195	0,256
13	0,553	0,684	37	0,325	0,418	125	0,176	0,230
14	0,532	0,661	38	0,320	0,413	150	0,159	0,210
15	0,514	0,641	39	0,316	0,408	175	0,148	0,194
16	0,497	0,623	40	0,312	0,403	200	0,138	0,181
17	0,482	0,606	41	0,308	0,398	300	0,113	0,148
18	0,468	0,590	42	0,304	0,393	400	0,098	0,128
19	0,456	0,575	43	0,301	0,389	500	0,088	0,115
20	0,444	0,561	44	0,297	0,384	600	0,080	0,105
21	0,433	0,549	45	0,294	0,380	700	0,074	0,097
22	0,423	0,537	46	0,291	0,376	800	0,070	0,091
23	0,413	0,526	47	0,288	0,372	900	0,065	0,086
24	0,404	0,515	48	0,284	0,368	1000	0,062	0,081
25	0,396	0,505	49	0,281	0,364			
26	0,388	0,496	50	0,279	0,361			

Sumber: Sugiyono (1999). Metode Penelitian Bisnis. Bandung: Alfabeta